

GAMECHANGER

Final League Game Fletcher Tourn.

11 Panthers

Thursday, August 27
4:45PM

Ninnekah Owls 3

	1	2	3	4	5	R	H	E
AMPO	4	1	0	3	3	11	7	2
NNN	3	0	0	0	X	3	5	1

Ninnekah Owls falls 11-3 at the hands of the Panthers

The Panthers beat Ninnekah Owls on Thursday 11-3 at Fletcher Tourn. in five innings.

The Panthers came out swinging, scoring four runs in the first inning to jump ahead of Ninnekah Owls early.

Dylan Verser went a perfect 3-3 at the dish for the Panthers. He singled in the first and second innings and tripled in the fifth inning.

Hayden Savage recorded the win for the Panthers. He allowed three runs over five innings. Savage struck out four, walked none and gave up five hits.

Williams took the loss for Ninnekah Owls. He allowed 11 runs in five innings, walked eight and struck out one.

The Panthers scored three runs in the fourth inning, and then followed it up with three more in the fifth. In the fourth, the Panthers scored on a fielder's choice, plating Cody Williams.

A sacrifice fly scored Nathan Ratcliff for the inning's first run. That was followed up by Dylan Verser's triple, scoring Caden Bartlett.

"Powered by Narrative Science and GameChanger Media. Copyright 2015. All rights reserved." Any reuse or republication of this story must include the preceding attribution.

Spread the Word



Invite Amber-Pocasset Fans

Add Email Addresses

Game Recaps are automatically generated from plays and linescore data. If you believe there is an error, please read this or contact our Customer Support.

11 Panthers

Thursday, August 27
4:45PM

Ninnekah Owls 3

	1	2	3	4	5	R	H	E
AMPO	4	1	0	3	3	11	7	2
NNN	3	0	0	0	X	3	5	1

Amber-Pocasset

EDIT

Lineup	AB	R	H	RBI	BB	K
Cody Williams	3	1	1	1	0	0
Dylan Verser	3	2	3	1	0	0
Stanton James	1	0	0	2	2	0
Austin Winfrey	0	2	0	0	0	0
Kane Martin	2	1	0	0	2	0
Jordan Torres	0	1	0	1	2	0
Cainn Altman	0	1	0	0	0	0
Dylan Hargus	3	1	1	3	0	0
Cache Anglin	1	0	0	0	1	0
Blake Ryans	2	0	1	0	1	1
Nathan Ratcliff	0	1	0	0	0	0
Hayden Savage	2	0	0	0	0	0
Caden Bartlett	1	1	1	0	0	0
Blake Wildman	-	-	-	-	-	-
Totals	18	11	7	8	8	1

Batting

3B: Dylan Verser, Dylan Hargus
1B: Caden Bartlett, Dylan Verser 5, Dylan Hargus 3, Cody Williams, Blake Ryans
RBI: Jordan Torres, Dylan Verser, Dylan Hargus 3, Stanton James 2, Cody Williams
SAC: Dylan Verser
SF: Stanton James, Cody Williams
ROE: Dylan Hargus
FC: Stanton James
HBP: Jordan Torres, Cache Anglin
SB: Kane Martin, Dylan Verser, Dylan Hargus, Stanton James, Austin Winfrey 4, Cainn Altman, Cache Anglin
CS: Cache Anglin

Totals

Team QAB: 20 (64.52%)
 Jordan Torres 2, Kane Martin 4, Dylan Verser 3, Dylan Hargus 2, Stanton James 4, Cody Williams 2, Blake Ryans 2, Cache Anglin

Team LOB: 4

Fielding

E: Jordan Torres, Kane Martin

Ninnekah Owls

EDIT

Lineup	AB	R	H	RBI	BB	K
McMiller	3	1	1	0	0	0
Robnett	2	0	0	0	0	0
Williams	2	1	1	1	0	0
Cox	2	1	1	0	0	0
Heaven	2	0	1	2	0	0
Garret	2	0	0	0	0	1
Brown	2	0	1	0	0	1
Fitspatrick	2	0	0	0	0	1
Drannan	2	0	0	0	0	1
Howard	-	-	-	-	-	-
Totals	19	3	5	3	0	4

Batting

2B: Williams, Heaven
1B: McMiller, Williams 2, Cox, Heaven 2, Brown
RBI: Williams, Heaven 2
SAC: Robnett
ROE: Cox
CS: Brown

Totals

Team QAB: 6 (30.00%)
 McMiller, Robnett, Williams, Heaven, Brown, Fitspatrick

Team LOB: 2

Fielding

E: Robnett

Amber-Pocasset

EDIT

Ninnekah Owls

EDIT

Pitching	IP	#P	S%	H	R	ER	K	BB	HR
Hayden Savage	5.0	63	.698	5	3	3	4	0	0
Totals	5.0	63	.698	5	3	3	4	0	0

Pitching	IP	#P	S%	H	R	ER	K	BB	HR
Williams	5.0	104	.500	7	11	9	1	8	0
Totals	5.0	104	.500	7	11	9	1	8	0

Pitching

W: Hayden Savage
WP: Hayden Savage
Pitches-Strikes: Hayden Savage 63-44
Groundouts-Flyouts: Hayden Savage 9-1
First pitch strikes-Batters faced: Hayden Savage 16-20

Pitching

L: Williams
HBP: Williams 2
Pitches-Strikes: Williams 104-52
Groundouts-Flyouts: Williams 7-4
First pitch strikes-Batters faced: Williams 15-31

Key			
AB: At bats	SAC: Sacrifice hits & bunts	QAB%: Quality at bats per plate appearance	BB: Base on balls (walks)
R: Runs scored	SF: Sacrifice flies	LOB: Runners left on base at the end of an inning	HR: Home runs allowed
H: Hits	ROE: Reached on error	E: Errors	W: Wins
RBI: Runs batted in	FC: Hit into fielder's choice	DP: Double Plays	L: Losses
BB: Base on balls (walks)	HBP: Hit by pitch	TP: Triple Plays	SV: Saves
K: Strikeouts	GI: Batter advances on catcher's interference	IP: Innings Pitched	BS: Blown saves
2B: Doubles	GIDP: Hit into double play	#P: Total pitches	HBP: Hit batters
3B: Triples	GITP: Hit into triple play	S%: Strike percentage	WP: Wild pitches
HR: Home runs	SB: Stolen bases	H: Hits allowed	BK: Balks
Grand slam: Grand slam home runs	CS: Caught stealing	R: Runs allowed	
TB: Total bases	PIK: Picked off	ER: Earned runs allowed	
RBI: Runs batted in	QAB: Quality at bats (any one of: 3 pitches after 2 strikes, 6+ pitch ABs, XBH, HHB, BB, SAC Bunt, SAC Fly)	K: Strikeouts	

Want more stats? Visit **GC.com**

© GameChanger Media, Inc. All rights reserved.

U.S. Patent No. 8,731,458

Amber-Pocasset

Away Umpire: _____ 4:45PM 8/27/2015 Fletcher Tour.

#	Player Name	P	C	RF	LF	1	2	3	4	5	6	7
5	C Williams	LF				#5 G	#5 G		#5 1B	#5 SacF		
						G6-3 ①	G1-3 ②		SacB ①	SacF8-2 ①		
						B123 S1145	B1 S1	B1 S1	B1 S11	B1 S11	B1 S1	B1 S1
2	D Verser	CF	3	4	5	#2 1B	#2 1B		#2 SacB	#2 3B		
						②	5 HBP		① SacB1	① SacB		
						B12 S13	B11 S12	B1 S1	B1 S1121	B1 S11	B1 S1	B1 S1
12	S James	C	2	4		#12 BB	#12 BB		#12 FC	#12 SacF		
7	A Winfrey		1	2	4							
12	S James		2	4								
7	A Winfrey		2	4								
8	K Martin	1B				#8 BB	#6 BB		#8 F	#8 L		
									F3	L7		
						B11678 S2345	B11235 S14	B1 S1	B113 S1245	B1 S11	B1 S1	B1 S1
11	J Torres	RF				#11 BB	#11 HBP		#11 BB			
9	C Altman		4									
3	D Hargus	EH				#3 3B	#3 G		#3 E			
							G4-3 ③					
						B12 S11	B135 S11248	B1 S1	B112 S112	B1 S1	B1 S1	B1 S1
17	C Anglin	3B	5	2B		#17 HBP	#17 BB	#17 G				
									G6-3 ③			
						B123 S11	B1 S1	B11245 S13	B112 S13	B1 S1	B1 S1	B1 S1
14	B Ryans	2B	5	2B	3B	#14 BB	#14 K		#14 1B			
10	H Savage		5									
14	B Ryans		5	2B	3B							
1	N Ratcliff		5	2B								
10	H Savage	P	5			#10 G	#10 G		#24 1B			
14	B Ryans		5	2B	3B		G2-3 ①	G6-3-5 ②				
10	H Savage		5							SacF ⑩		
24	C Bartlett		5									
						B11235 S14	B1 S1	B112 S1345	B1 S1	B11 S12	B1 S1	B1 S1

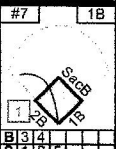
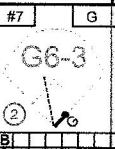

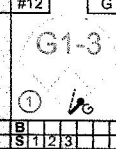
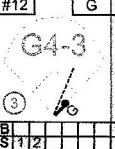
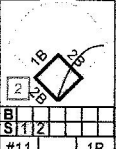
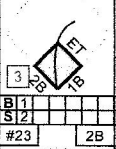
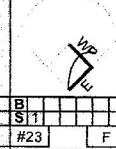
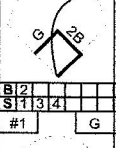
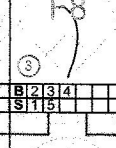
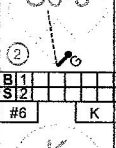
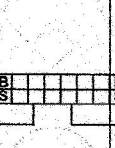
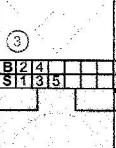
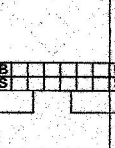
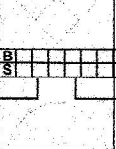
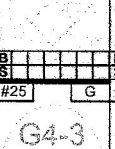
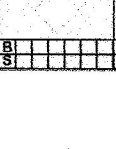
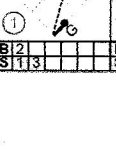
Ninnekah Owls

Home Umpire:

4:45PM

8/27/2015

Fletcher Tour.

#	Player Name	P	C	S	1	2	3	4	5	6	7
7	McMiller	3B	/	/	#7 1B #7 G				#7 G		
											
12	Robnett	2B	/	/	#12 SacB #12 G #12 G				#12 G		
											
15	Williams	P	/	/	#15 2B #15 G						
											
11	Cox	CF	/	/	#11 1B #11 E						
											
23	Heaven	1B	/	/	#23 2B #23 F						
											
1	Garret	C	/	/	#1 G #1 K				#1 K		
											
6	Brown	SS	/	/	#6 K #6 1B				#6 1B		
											
3	Fitspatrick	LF	/	/	#3 KO #3 G				#3 G		
											
25	Drennan	EH	/	/	#25 K #25 G				#25 G		
											

GAMECHANGER

Final League Game Fletcher Tourn.

0 Panthers

Friday, August 28
10:00AM

Sterling Tigers 6

	1	2	3	4	5	6	7	R	H	E
AMPO	0	0	0	0	0	0	0	0	3	2
STR	1	0	2	3	0	0	X	6	8	2

The Panthers fall to the Sterling Tigers 6-0

Dylan Verser both hit and pitched well for the Panthers, but it wasn't enough as the Panthers fell to the Sterling Tigers 6-0 at Fletcher Tourn. on Friday.

Dylan Verser was hot from the plate for the Panthers. Dylan Verser went 1-3. He singled in the fourth inning.

The Sterling Tigers had no answer for Dylan Verser, who kept runners off the basepaths in his appearance. The Sterling Tigers managed just one hit off of the the Panthers' pitcher, who allowed no earned runs, walked two and struck out none during his 2 2/3 innings of work.

Bridges got it done on the hill on the way to a win. He tossed seven innings of shutout ball. Bridges struck out seven, walked two and gave up three hits.

Kuhlman, Derrico and Bridges helped lead the Sterling Tigers. They combined for five hits and five RBIs.

Nathan Retschiff was charged with the loss. He allowed six runs in 3 1/3 innings, walked one and struck out three.

The Sterling Tigers increased their lead with three runs in the fourth. Derrico's triple got things going, scoring Huitt and Kuhlman. That was followed up by Bridges' single, plating Derrico.

"Powered by Narrative Science and GameChanger Media. Copyright 2015. All rights reserved." Any reuse or republication of this story must include the preceding attribution.

Spread the Word

0	0
Tweet	Like

Invite Amber-Pocasset Fans

Add Email Addresses	SEND
---------------------	------

Game Recaps are automatically generated from plays and linescore data. If you believe there is an error, please read this or contact our Customer Support.

GAMECHANGER

Final League Game Fletcher Tour.

0 Panthers

Friday, August 28
10:00AM

Sterling Tigers 6

	1	2	3	4	5	6	7	R	H	E
AMPO	0	0	0	0	0	0	0	0	3	2
STR	1	0	2	3	0	0	X	6	8	2

Amber-Pocasset

Lineup	AB	R	H	RBI	BB	K
Cody Williams	3	0	1	0	0	1
Dylan Verser	3	0	1	0	0	0
Stanton James	3	0	1	0	0	0
Austin Winfrey	0	0	0	0	0	0
Calin Altman	1	0	0	0	1	1
Caden Bartlett	1	0	0	0	0	0
Kane Martin	2	0	0	0	0	1
Blake Ryans	1	0	0	0	0	1
Dylan Hargus	2	0	0	0	0	1
Travis Clift	1	0	0	0	0	1
Cache Anglin	2	0	0	0	0	0
Cade Loggins	1	0	0	0	0	0
Jordan Torres	1	0	0	0	0	0
Jesse Teel	0	0	0	0	1	0
Hayden Savage	2	0	0	0	0	1
Nathan Ratcliff	-	-	-	-	-	-
Totals	23	0	3	0	2	7

Batting
TB: Dylan Verser, Stanton James, Cody Williams
ROE: Cache Anglin
GIDP: Hayden Savage
SB: Dylan Verser, Austin Winfrey

Totals
Team QAB: 10 (40.00%)
 Kane Martin, Dylan Verser, Dylan Hargus, Stanton James 2, Cody Williams, Jesse Teel, Calin Altman, Travis Clift, Cache Anglin

Team LOB: 4

Fielding
E: Hayden Savage, Dylan Hargus

Sterling Tigers

Lineup	AB	R	H	RBI	BB	K
Kuhlman	2	2	1	0	2	0
Derrico	4	2	2	2	0	1
Bridges	4	1	2	3	0	0
Curry	4	0	1	1	0	0
Quickle	3	0	0	0	0	0
Seibold	2	0	1	0	1	0
Waldorf	3	0	0	0	0	1
Huitt	3	1	1	0	0	0
Smith	2	0	0	0	0	1
Totals	27	6	8	6	3	3

Batting
3B: Derrico
HR: Bridges
TB: Kuhlman, Derrico 4, Bridges 5, Curry, Seibold, Huitt
RBI: Derrico 2, Bridges 3, Curry
SAC: Smith
ROE: Quickle, Huitt
FC: Waldorf
SB: Kuhlman 3, Derrico, Bridges 2
CS: Seibold

Totals
Team QAB: 15 (48.39%)
 Kuhlman 4, Derrico 2, Bridges 2, Curry 2, Quickle, Seibold 2, Waldorf, Smith

Team LOB: 7

Fielding
E: Curry, Quickle
DP: Curry, Seibold

Amber-Pocasset

EDIT

Pitching	IP	#P	S%	H	R	ER	K	BB	HR
Nathan Ratcliff	3.1	67	.627	8	6	5	3	1	1
Dylan Verser	2.2	35	.400	1	0	0	0	2	0
Totals	6.0	102	.549	9	6	5	3	3	1

Pitching

L: Nathan Ratcliff

Pitches-Strikes: Nathan Ratcliff 67-42, Dylan Verser 35-14

Groundouts-Flyouts: Nathan Ratcliff 3-3, Dylan Verser 1-6

First pitch strikes-Batters faced: Nathan Ratcliff 13-20, Dylan Verser 2-11

Sterling Tigers

EDIT

Pitching	IP	#P	S%	H	R	ER	K	BB	HR
Bridges	7.0	96	.667	3	0	0	7	2	0
Totals	7.0	96	.667	3	0	0	7	2	0

Pitching

W: Bridges

Pitches-Strikes: Bridges 96-64

Groundouts-Flyouts: Bridges 7-5

First pitch strikes-Batters faced: Bridges 19-25

Key

AB: At bats	SAC: Sacrifice hits & bunts	QAB%: Quality at bats per plate appearance	BB: Base on balls (walks)
R: Runs scored	SF: Sacrifice flies	LOB: Runners left on base at the end of an inning	HR: Home runs allowed
H: Hits	ROE: Reached on error	E: Errors	W: Wins
RBI: Runs batted in	FC: Hit into fielder's choice	DP: Double Plays	L: Losses
BB: Base on balls (walks)	HBP: Hit by pitch	TP: Triple Plays	SV: Saves
K: Strikeouts	CI: Batter advances on catcher's interference	IP: Innings Pitched	BS: Blown saves
2B: Doubles	GIDP: Hit into double play	#P: Total pitches	HBP: Hit batters
3B: Triples	GITP: Hit into triple play	S%: Strike percentage	WP: Wild pitches
HR: Home runs	SB: Stolen bases	H: Hits allowed	BK: Balks
Grand slam: Grand slam home runs	CS: Caught stealing	R: Runs allowed	
TB: Total bases	PIK: Picked off	ER: Earned runs allowed	
RBI: Runs batted in	QAB: Quality at bats (any one of: 3 pitches after 2 strikes, 6+ pitch ABs, XBH, HHB, BB, SAC Bunt, SAC Fly)	K: Strikeouts	

Want more stats? Visit GC.com

© GameChanger Media, Inc. All rights reserved.
U.S. Patent No. 8,731,458

Amber-Pocasset

Away Umpire: _____ 10:00AM 8/28/2015 Fletcher Tourn.

#	Player Name	P.O.S.	4/6	4/6	4/6	1	2	3	4	5	6	7
5	C Williams	LF	/	/	/	#5 G		#5 1B			#5 K	
						G1					K	
						①					①	
						B11 S112	B1 S	B1 S1	B1 S	B1 S	B3 S11214	B1 S
2	D Verser	CF	4/P	/	/	#2 G			#2 1B		#2 F	
						G6					F6	
						②					②	
						B11 S123	B1 S	B1 S	B11 S123	B1 S	B1 S11	B1 S
12	S James	C	/	/	/	#12 F			#12 F		#12 1B	
7	A Winfrey	6/CR	/	/	/	F4			F7			
						③			①			
						B345 S1126	B1 S	B1 S	B11 S123	B1 S	B234 S11567	B1 S
9	C Altman	RF	4/CF	6/CF	/		#9 K		#9 BB		#24 G	
24	C Bartlett	6/CF	/	/	/		K				G1-3	
9	C Altman	4/CF	6/CF	/	/		①				③	
						B1 S	B24 S1135	B1 S	B11456 S123	B1 S	B112 S345	B1 S
8	K Martin	1B	/	/	/		#8 K		#8 F		#14 KO	
14	B Ryans	7/1B	/	/	/		K		F2		KO3	
							②		②		①	
						B1 S	B2 S11345	B1 S	B112345 S1	B1 S	B1 S1123	B1 S
3	D Hargus	2B	/	/	/		#3 K		#3 G		#15 K	
15	T Clift	7/2B	/	/	/		K		G4		K	
							③		③		②	
						B1 S	B24 S1135	B1 S	B1 S11	B1 S	B3 S11245	B1 S
17	C Anglin	3B	6/CF	6/3B	/		#17 E		#17 G		#0 G	
0	C Loggins	7/3B	/	/	/					G1	G1	
							③			①	③	
						B1 S	B45 S112316	B1 S	B1 S11	B1 S	B2 S11245	B1 S
11	J Torres	EH	/	/	/		#11 F		#18 BB			
18	J Teel		/	/	/		F2					
							①			②		
						B1 S	B24 S1135	B1 S	B1 S11	B2356 S114	B1 S	B1 S113
10	H Savage	SS	/	/	/		#10 K		#10 DP			
							K		DP6-3			
							②			③		
						B1 S	B11 S123	B1 S	B1 S12	B1 S	B1 S	B1 S

Sterling Tigers

Home Umpire: 10:00AM 8/28/2015 Fletcher Tour.

#	Player Name	P	O	S	1	2	3	4	5	6	7
1	Kuhlman	C			#1 G		#1 BB	#1 1B		#1 BB	
5	Derrico	CF			#5 1B		#5 K	#5 3B		#5 F	
12	Bridges	P			#12 F		#12 HR	#12 1B		#12 L	
8	Curry	SS	1	SS	#8 2B		#8 1B	#8 F		#8 F	
11	Quickle	LF	1	LF	#11 F		#11 E	#11 F			
14	Seibold	1B	1	1B	#14	#14 1B	#14 F	#14 BB			
16	Waldorf	RF	1	RF	#16 K	#16 K	#16 G	#16 FC			
2	Huitt	2B	1	2B	#2 E		#2	#2 1B	#2 F		
7	Smith	3B	1	3B	#7 K		#7 SacB	#7 G			

GAMECHANGER

Final League Game Fletcher Tourn.

0 Chattanooga Warrior

Saturday, August 29
12:40PM

Panthers 9

	1	2	3	4	R	H	E
CHT	0	0	0	0	0	0	2
AMPO	1	1	7	X	9	6	2

Kane Martin throws no-hitter as the Panthers defeat Chattanooga Warrior 9-0

Saturday was a day Kane Martin will set aside for the scrapbook as Martin threw a no-hitter in the Panthers' 9-0 victory over Chattanooga Warrior.

No Chattanooga Warrior batter was able to locate Martin's pitches during the game. Martin threw a no-hitter, striking out three batters and walking one while recording his momentous feat. He got Garrett to strike out for the final out of the game.

Nine runs in the first three innings helped the Panthers blow out Chattanooga Warrior. A passed ball in the first inning and a groundout by Cody Williams during the second inning supplied the early offense for the Panthers.

Dylan Verser went a perfect 2-2 at the dish for the Panthers. He singled in the third innings.

Garza couldn't get it done on the hill for Chattanooga Warrior, taking a loss. He allowed seven runs in 2 1/3 innings, walked four and struck out one.

The Panthers increased their lead with seven runs in the third. A sacrifice fly scored Dylan Verser for the inning's first run.

"Powered by Narrative Science and GameChanger Media. Copyright 2015. All rights reserved." Any reuse or republication of this story must include the preceding attribution.

Spread the Word

0

0

[Tweet](#)
[Like](#)
[+1](#)

Invite Amber-Pocasset Fans

Add Email Addresses

SEND

Game Recaps are automatically generated from plays and linescore data. If you believe there is an error, please read this or contact our Customer Support.

GAMECHANGER

Final League Game Fletcher Tour.

0 Chattanooga Warrior

Saturday, August 29
12:40PM

Panthers 9

	1	2	3	4	R	H	E
CHT	0	0	0	0	0	0	2
AMPO	1	1	7	X	9	6	2

Chattanooga Warrior

EDIT

Lineup	AB	R	H	RBI	BB	K
Higdon	2	0	0	0	0	0
H Crow	1	0	0	0	0	0
Garza	2	0	0	0	0	1
Denny	1	0	0	0	0	1
Ri Zeller	1	0	0	0	1	0
Ro Zeller	2	0	0	0	0	0
Garrett	2	0	0	0	0	1
Crow Z.	1	0	0	0	0	0
Brinsfield	1	0	0	0	0	0
Totals	13	0	0	0	1	3

Batting

ROE: Higdon, Brinsfield
FC: Higdon
HBP: H Crow, Denny
PIK: Higdon

Totals

Team QAB: 5 (31.25%)
Higdon, Ri Zeller 2, Garrett, Crow Z.

Team LOB: 2

Fielding

E: Brinsfield, Crow Z.

Amber-Pocasset

EDIT

Lineup	AB	R	H	RBI	BB	K
Cody Williams	2	1	1	1	0	0
Dylan Verser	2	1	2	2	1	0
Stanton James	2	1	1	0	1	0
Austin Winfrey	0	0	0	0	0	0
Calin Altman	1	1	0	0	1	0
Kane Martin	1	0	0	1	0	1
Dylan Hargus	1	1	0	0	1	0
Caden Bartlett	0	2	0	1	0	0
Cache Anglin	1	1	0	1	0	0
Hayden Savage	2	1	2	2	0	0
Blake Wildman	-	-	-	-	-	-
Totals	12	9	6	8	4	1

Batting

2B: Hayden Savage
TB: Hayden Savage 3, Dylan Verser 2, Stanton James, Cody Williams
RBI: Caden Bartlett, Hayden Savage 2, Kane Martin, Dylan Verser 2, Cody Williams, Cache Anglin
SAC: Cody Williams
SF: Kane Martin
ROE: Calin Altman
HBP: Caden Bartlett 2, Cache Anglin
SB: Austin Winfrey 2, Calin Altman
PIK: Dylan Verser

Totals

Team QAB: 15 (71.43%)
Hayden Savage 2, Kane Martin 2, Dylan Verser 3, Dylan Hargus 2, Stanton James 2, Cody Williams 2, Calin Altman 2

Team LOB: 3

Fielding

E: Hayden Savage, Cache Anglin

Chattanooga Warrior

EDIT

Pitching	IP	#P	S%	H	R	ER	K	BB	HR
Garza	2.1	63	.460	4	7	6	1	4	0
Ro Zeller	0.2	11	.545	2	2	2	0	0	0
Totals	3.0	74	.473	6	9	8	1	4	0

Pitching

L: Garza

HBP: Garza 2, Ro Zeller

Pitches-Strikes: Garza 63-29, Ro Zeller 11-6

Groundouts-Flyouts: Garza 2-2, Ro Zeller 0-2

First pitch strikes-Batters faced: Garza 7-16, Ro Zeller 2-5

Amber-Pocasset

EDIT

Pitching	IP	#P	S%	H	R	ER	K	BB	HR
Kane Martin	4.0	59	.576	0	0	0	3	1	0
Totals	4.0	59	.576	0	0	0	3	1	0

Pitching

W: Kane Martin

HBP: Kane Martin 2

WP: Kane Martin

Pitches-Strikes: Kane Martin 59-34

Groundouts-Flyouts: Kane Martin 2-5

First pitch strikes-Batters faced: Kane Martin 10-16

Key

AB: At bats	SAC: Sacrifice hits & bunts	QAB%: Quality at bats per plate appearance	BB: Base on balls (walks)
R: Runs scored	SF: Sacrifice flies	LOB: Runners left on base at the end of an inning	HR: Home runs allowed
H: Hits	ROE: Reached on error	E: Errors	W: Wins
RBI: Runs batted in	FC: Hit into fielder's choice	DP: Double Plays	L: Losses
BB: Base on balls (walks)	HBP: Hit by pitch	TP: Triple Plays	SV: Saves
K: Strikeouts	CI: Batter advances on catcher's interference	IP: Innings Pitched	BS: Blown saves
2B: Doubles	GIDP: Hit into double play	#P: Total pitches	HBP: Hit batters
3B: Triples	GITP: Hit into triple play	S%: Strike percentage	WP: Wild pitches
HR: Home runs	SB: Stolen bases	H: Hits allowed	BK: Balks
Grand slam: Grand slam home runs	CS: Caught stealing	R: Runs allowed	
TB: Total bases	PIK: Picked off	ER: Earned runs allowed	
RBI: Runs batted in	QAB: Quality at bats (any one of: 3 pitches after 2 strikes, 6+ pitch ABs, XBH, HHB, BB, SAC Bunt, SAC Fly)	K: Strikeouts	

Want more stats? Visit GC.com

© GameChanger Media, Inc. All rights reserved.
U.S. Patent No. 8,731,458

Chattanooga Warrior

Away Umpire: _____ 12:40PM 8/29/2015 Fletcher Tour.

#	Player Name	P	O	3	3	1	2	3	4	5	6	7
24	Higdon	C				#24	E	#24	FC			
						B136	B1	B123	B1	B1	B1	B1
						S112457	S1	S1123	S1	S1	S1	S1
3	H Crow	2B				#3	G	#3	HBP			
						B1	B1	B11	B1	B1	B1	B1
						S11	S1	S1123	S1	S1	S1	S1
1	Garza	P	3	3		#1	K	#1	F			
						B11	B1	B12	B1	B1	B1	B1
						S1234	S1	S113	S1	S1	S1	S1
10	Denny	SS	3			#10	K	#10	HBP			
						B12	B1	B11	B1	B1	B1	B1
						S1134	S1	S113	S1	S1	S1	S1
19	R Zeller	1B	3			#19	BB	#19	G			
						B1	B1456	B112	B1123	B1	B1	B1
						S1134	S1	S13	S14	S1	S1	S1
18	R Zeller	LF	3			#18	F	#18	F			
						B1	B1	B1	B1	B1	B1	B1
						S1	S11	S1	S11	S1	S1	S1
4	Garrett	CF				#4	F	#4	K			
						B1	B1	B1	B1	B1	B1	B1
						S1	S11	S1	S11	S1	S1	S1
13	Crow Z.	RF	1	3		#13	L					
						B1	B1246	B1	B1234	B1	B1	B1
						S1	S11357	S1	S1156	S1	S1	S1
26	Brinsfield	3B				#26	E					
						B1	B112	B1	B1	B1	B1	B1
						S1	S13	S1	S1	S1	S1	S1

GAMECHANGER

Final League Game

5 Fletcher Wildcats

Saturday, August 29
3:55PM

Panthers 10

	1	2	3	4	5	6	7	R	H	E
FLT	0	0	1	2	2	0	0	5	4	4
AMPO	2	1	5	0	0	2	X	10	6	1

The Panthers beat the Fletcher Wildcats 10-5

Hayden Savage went 2-3 as the Panthers took home a 10-5 victory over the Fletcher Wildcats in seven innings on Saturday.

He singled in the second and third innings.

The Fletcher Wildcats couldn't get anything going so long as Dylan Hargus was on the hill. Dylan Hargus held the Fletcher Wildcats hitless over three innings, allowed no earned runs, walked two and struck out one.

Cody Williams recorded the win for the Panthers even though he allowed five runs over four innings. He struck out none, walked five and surrendered four hits.

Donhre took the loss for the Fletcher Wildcats. He allowed eight runs in six innings, walked seven and struck out one.

The Panthers never surrendered the lead after the first inning, scoring two runs on a two-run single by Stanton James.

One run in the top of the third helped the Fletcher Wildcats close their deficit to 3-1. A groundout by Smith sparked the Fletcher Wildcats' rally. But, Williams got Stanley to ground out to end the inning.

The Panthers scored five runs of their own in the third. The Panthers scored on an RBI single by Cache Anglin, a two-run single by Savage, and a two-run single by Williams.

After pushing across two runs in the top of the fourth, the Fletcher Wildcats faced just a 8-3 deficit. A groundout by Ampron and a groundout by Hyche triggered the Fletcher Wildcats' comeback. Finally, Williams got Cambell to fly out to end the threat.

After pushing across two runs in the top of the fifth, the Fletcher Wildcats faced just a 8-5 deficit. A walk by #32 and a walk by Hawk fueled the Fletcher Wildcats' comeback. Hyche to end the Fletcher Wildcats threat.

The Panthers tacked on another two runs in the sixth. A passed ball scored Calvin Altman to get the Panthers on the board in the inning. That was followed up by Dylan Hargus' single, plating Kane Martin.

"Powered by Narrative Science and GameChanger Media. Copyright 2015. All rights reserved." Any reuse or republication of this story must include the preceding attribution.

Spread the Word



Invite Amber-Pocasset Fans

Add Email Addresses

Game Recaps are automatically generated from plays and linescore data. If you believe there is an error, please read this or contact our Customer Support.

GAMECHANGER

Final League Game

5 Fletcher Wildcats

Saturday, August 29
3:55PM

Panthers 10

	1	2	3	4	5	6	7	R	H	E
FLT	0	0	1	2	2	0	0	5	4	4
AMPO	2	1	5	0	0	2	X	10	6	1

Fletcher Wildcats

EDIT

Lineup	AB	R	H	RBI	BB	K
Cambell	4	0	1	0	0	0
Smith	3	1	1	1	0	0
Anthony	2	1	0	0	1	0
Stanley	4	0	1	0	0	0
#32	3	1	1	1	1	0
Donhre	3	1	0	0	1	1
Hawk	1	0	0	1	2	0
Ampron	2	1	0	1	1	0
Hychc	2	0	0	1	1	0
Totals	24	5	4	5	7	1

Batting

TB: Cambell, Smith, Stanley, #32
RBI: Smith, #32, Hawk, Ampron, Hychc
SAC: Smith
ROE: Cambell
HBP: Anthony
CS: Cambell

Totals

Team QAB: 14 (42.42%)
 Cambell, Smith, Anthony 2, Stanley 2, #32, Donhre, Hawk 3, Ampron, Hychc 2

Team LOB: 7

Fielding

E: Anthony 3, Hawk
DP: Smith

Amber-Pocasset

EDIT

Lineup	AB	R	H	RBI	BB	K
Cody Williams	2	1	1	2	2	0
Dylan Verser	3	1	0	0	0	0
Stanton James	3	0	1	2	1	0
Jesse Teel	0	0	0	0	0	0
Calin Altman	3	1	0	0	0	0
Kane Martin	2	2	0	0	2	0
Dylan Hargus	3	1	1	1	1	0
Nathan Ratcliff	0	0	0	0	0	0
Cache Anglin	3	1	1	1	0	0
Blake Wildman	1	2	0	0	2	0
Hayden Savage	3	1	2	2	0	1
Austin Winfrey	-	-	-	-	-	-
Totals	23	10	6	8	8	1

Batting

TB: Hayden Savage 2, Dylan Hargus, Stanton James, Cody Williams, Cache Anglin
RBI: Hayden Savage 2, Dylan Hargus, Stanton James 2, Cody Williams 2, Cache Anglin
SAC: Calin Altman
ROE: Dylan Hargus, Calin Altman
FC: Kane Martin
HBP: Dylan Verser
SB: Hayden Savage, Kane Martin 3, Dylan Hargus, Jesse Teel, Calin Altman 2, Cache Anglin
CS: Nathan Ratcliff

Totals

Team QAB: 16 (48.48%)
 Blake Wildman 2, Kane Martin 3, Dylan Verser, Dylan Hargus 2, Stanton James 3, Cody Williams 2, Calin Altman 2, Cache Anglin

Team LOB: 6

Fielding

E: Kane Martin

Fletcher Wildcats

EDIT

Pitching	IP	#P	S%	H	R	ER	K	BB	HR
Hyche	0.0	11	.273	0	2	1	0	1	0
Donhre	6.0	89	.494	6	8	1	1	7	0
Totals	6.0	100	.470	6	10	2	1	8	0

Pitching

L: Donhre
HBP: Hyche
BK: Donhre

Pitches-Strikes: Donhre 89-44, Hyche 11-3

Groundouts-Flyouts: Donhre 5-9, Hyche 0-0

First pitch strikes-Batters faced: Donhre 19-31, Hyche 0-2

Amber-Pocasset

EDIT

Pitching	IP	#P	S%	H	R	ER	K	BB	HR
Cody Williams	4.0	70	.486	4	5	5	0	5	0
Dylan Hargus	3.0	30	.600	0	0	0	1	2	0
Totals	7.0	100	.520	4	5	5	1	7	0

Pitching

W: Cody Williams
HBP: Cody Williams

Pitches-Strikes: Dylan Hargus 30-18, Cody Williams 70-34

Groundouts-Flyouts: Dylan Hargus 5-3, Cody Williams 8-3

First pitch strikes-Batters faced: Dylan Hargus 7-11, Cody Williams 9-22

Key

AB: At bats	SAC: Sacrifice hits & bunts	QAB%: Quality at bats per plate appearance	BB: Base on balls (walks)
R: Runs scored	SF: Sacrifice flies	LOB: Runners left on base at the end of an inning	HR: Home runs allowed
H: Hits	ROE: Reached on error	E: Errors	W: Wins
RBI: Runs batted in	FC: Hit into fielder's choice	DP: Double Plays	L: Losses
BB: Base on balls (walks)	HBP: Hit by pitch	TP: Triple Plays	SV: Saves
K: Strikeouts	CI: Batter advances on catcher's interference	IP: Innings Pitched	BS: Blown saves
2B: Doubles	GIDP: Hit into double play	#P: Total pitches	HBP: Hit batters
3B: Triples	GIIP: Hit into triple play	S%: Strike percentage	WP: Wild pitches
HR: Home runs	SB: Stolen bases	H: Hits allowed	BK: Balks
Grand slam: Grand slam home runs	CS: Caught stealing	R: Runs allowed	
TB: Total bases	PIK: Picked off	ER: Earned runs allowed	
RBI: Runs batted in	QAB: Quality at bats (any one of: 3 pitches after 2 strikes, 6+ pitch ABs, XBH, HHB, BB, SAC Bunt, SAC Fly)	K: Strikeouts	

Want more stats? Visit GC.com

© GameChanger Media, Inc. All rights reserved.
 U.S. Patent No. 8,731,458

Fletcher Wildcats

Away Umpire: _____ 3:55PM 8/29/2015

#	Player Name	C	3B	2B	1B	RF	LF	P	1	2	3	4	5	6	7		
10	Cambell	C	3	1B					#10	E	#10	1B	#10	F	#10	F	
									B1145 S2316	B1 S1	B113 S214	B1 S2	B1 S1	B1 S11	B1 S1		
7	Smith	2B							#7	SacB	#7	G	#7	1B	#7	G	
									B1123 S45	B1 S1	B1 S11	B1 S1	B1 S11	B11 S2314	B1 S1		
17	Anthony	SS	1	SS					#17	G	#17		#17	HBP	#17	L	
									B1 S1	B1 S1	B1 S1	B1 S1	B12 S11	B1 S11	B1 S1		
6	Stanley	CF	1	CF					#6	G	#6	G	#6	1B	#6	G	
									B114 S2315	B1 S1	B12 S113	B1 S1	B11 S234	B1 S1	B1 S2		
32	#32	3B	1	3B					#32	F	#32	1B	#32	BB	#32	G	
									B1 S1	B1 S1	B1 S1	B1 S1	B11246 S35	B1 S1	B1 S1		
8	Donhre	LF	1	LF	1	1B	P		#8	G	#8	BB	#8	K	#8	G	
									B124 S135	B1 S1	B1 S1	B11234 S1	B13 S1124	B1 S1	B1 S1		
13	Hawk	RF	1	RF					#13	L	#13	BB	#13	BB	#13		
									B1 S1	B1 S1	B11235 S4	B11234 S1	B11246 S113	B1 S1	B1 S1		
12	Ampron	1B	1	1B	1	LF			#12	BB	#12	G	#12	F	#12		
									B1 S1	B1 S1	B11234 S1	B1 S2	B11246 S113	B1 S1	B1 S1		
2	Hyché	P	1	P	1	3	C		#2	BB	#2	G	#2	G	#2		
									B1 S1	B1 S1	B11245 S3	B1123 S45167	B1 S11	B1 S1	B1 S1		

Amber-Pocasset

Home Umpire:

3:55PM 8/29/2015

#	Player Name	P	O	5	1	2	3	4	5	6	7
5	C Williams	P	5	F	#5 BB	#5 BB	#5 1B		#5 F		
2	D Verser	CF			#2 HBP	#2 F	#2 F			#2 L	
12	S James	C			#12 1B		#12 L	#12 BB		#12 L	
18	J Teel		1	4	CR	CR					
9	C Altman	RF			#9 L		#9 F	SacB		#9 E	
8	K Martin	1B			#8 DP		#8 BB	#8 FC		#8 BB	
3	D Hargus	EH	5	P		#3 G	E	#3 BB		#3 1B	
1	N Ratcliff		6	CR							
17	C Anglin	3B	1	3B		#17 L	#17 1B	#17 G		#17	
4	B Wildman	SS	1	1	SS	#4 BB	#4 BB		#4 G		
10	H Savage	EH	1	SS		#10 1B	#10 1B		#10 K		

GAMECHANGER

Final League Game W.L. Jackson Field

7 Binger-Oney Bobcats

Tuesday, September 01
3:30PM

Panthers 0

	1	2	3	4	5	R	H	E
BNGR	2	0	3	1	1	7	7	1
AMPO	0	0	0	0	X	0	1	4

The Panthers drop 7-0 game to Binger-Oney Bobcats

The Panthers fell 7-0 to Binger-Oney Bobcats at W.L. Jackson Field on Tuesday.

Smith recorded the win for Binger-Oney Bobcats. He tossed two innings of shutout ball. He struck out six, walked two and surrendered one hit.

Cody Williams took the loss for the Panthers. He allowed six runs in 3 2/3 innings, walked none and struck out one.

Binger-Oney Bobcats stayed on top until the final out after taking the lead in the first, scoring two runs on an error and a groundout by Smith.

"Powered by Narrative Science and GameChanger Media. Copyright 2015. All rights reserved." Any reuse or republication of this story must include the preceding attribution.

Spread the Word



Invite Amber-Pocasset Fans

Add Email Addresses

SEND

Game Recaps are automatically generated from plays and linescore data. If you believe there is an error, please read this or contact our Customer Support.

GAMECHANGER

Final League Game W.L. Jackson Field

7 Binger-Oney Bobcats

Tuesday, September 01
3:30PM

Panthers 0

	1	2	3	4	5	R	H	E
BNGR	2	0	3	1	1	7	7	1
AMPO	0	0	0	0	X	0	1	4

Binger-Oney Bobcats

EDIT

Lineup	AB	R	H	RBI	BB	K
Fixico	3	1	2	0	0	0
Richey	3	2	1	0	0	1
Milligan	2	2	0	0	0	0
Smith	3	0	1	3	0	0
Sweeney	2	1	1	0	1	0
Jackson	3	0	0	1	0	0
Toho	3	0	1	0	0	0
#15	0	1	0	0	0	0
Radford	3	0	0	0	0	0
Walsh	2	0	1	1	0	0
Adams	-	-	-	-	-	-
Totals	24	7	7	5	1	1

Batting

2B: Fixico, Toho
TB: Fixico 3, Richey, Smith, Sweeney, Toho 2, Walsh
RBI: Smith 3, Jackson, Walsh
ROE: Richey, Milligan, Jackson 2
HBP: Milligan
SB: Fixico, Richey, Milligan, Sweeney 2
PIK: Smith

Totals

Team QAB: 12 (46.15%)
 Fixico 2, Richey, Smith 2, Sweeney 2, Toho 3, Walsh 2

Team LOB: 4

Fielding

E: Fixico

Amber-Pocasset

EDIT

Lineup	AB	R	H	RBI	BB	K
Cody Williams	3	0	0	0	0	2
Dylan Verser	2	0	0	0	1	0
Stanton James	2	0	0	0	1	0
Calin Altman	2	0	0	0	0	2
Caden Bartlett	1	0	0	0	0	0
Kane Martin	1	0	0	0	0	1
Dylan Hargus	1	0	1	0	0	0
Jordan Torres	1	0	0	0	1	1
Catche Anglin	2	0	0	0	0	2
Blake Wildman	2	0	0	0	0	2
Austin Winfrey	-	-	-	-	-	-
Blake Ryans	-	-	-	-	-	-
Totals	17	0	1	0	3	10

Batting

TB: Dylan Hargus
ROE: Dylan Verser
HBP: Kane Martin, Dylan Hargus

Totals

Team QAB: 7 (31.82%)
 Blake Wildman, Jordan Torres, Dylan Verser, Dylan Hargus, Stanton James, Cody Williams, Calin Altman

Team LOB: 7

Fielding

E: Blake Wildman, Kane Martin, Austin Winfrey, Cody Williams
DP: Blake Wildman

Binger-Oney Bobcats

EDIT

Amber-Pocasset

EDIT

Pitching	IP	#P	S%	H	R	ER	K	BB	HR
Smith	2.0	44	.614	1	0	0	6	2	0
Sweeney	3.0	48	.583	0	0	0	4	1	0
Totals	5.0	92	.598	1	0	0	10	3	0

Pitching	IP	#P	S%	H	R	ER	K	BB	HR
Cody Williams	3.2	49	.755	7	6	3	1	0	0
Blake Ryans	1.1	13	.538	0	1	0	0	1	0
Totals	5.0	62	.710	7	7	3	1	1	0

Pitching

W: Smith

HBP: Sweeney 2

WP: Sweeney

Pitches-Strikes: Smith 44-27, Sweeney 48-28

Groundouts-Flyouts: Smith 0-0, Sweeney 2-3

First pitch strikes-Batters faced: Smith 8-10, Sweeney 7-12

Pitching

L: Cody Williams

HBP: Cody Williams

Pitches-Strikes: Cody Williams 49-37, Blake Ryans 13-7

Groundouts-Flyouts: Cody Williams 7-1, Blake Ryans 0-4

First pitch strikes-Batters faced: Cody Williams 15-20, Blake Ryans 3-8

Key

AB: At bats	SAC: Sacrifice hits & bunts	QAB%: Quality at bats per plate appearance	BB: Base on balls (walks)
R: Runs scored	SP: Sacrifice flies	LOB: Runners left on base at the end of an inning	HR: Home runs allowed
H: Hits	RCE: Reached on error	E: Errors	W: Wins
RBI: Runs batted in	FC: Hit into fielder's choice	DP: Double Plays	L: Losses
BB: Base on balls (walks)	HBP: Hit by pitch	TP: Triple Plays	SV: Saves
K: Strikeouts	C: Batter advances on catcher's interference	IP: Innings Pitched	BS: Blown saves
2B: Doubles	GIDP: Hit into double play	#P: Total pitches	HBP: Hit batters
3B: Triples	GITP: Hit into triple play	S%: Strike percentage	WP: Wild pitches
HR: Home runs	SB: Stolen bases	H: Hits allowed	BK: Balks
Grand slam: Grand slam home runs	CS: Caught stealing	R: Runs allowed	
TB: Total bases	PIK: Picked off	ER: Earned runs allowed	
RBI: Runs batted in	QAB: Quality at bats (any one of 3 pitches after 2 strikes, 6+ pitch ABs, XBH, HHB, BB, SAC Bunt, SAC Fly)	K: Strikeouts	

Want more stats? Visit GC.com

© GameChanger Media, Inc. All rights reserved.
U.S. Patent No. 8,731,458

Binger-Oney Bobcats

Away Umpire: _____ 3:30PM 9/1/2015 W.L. Jackson Field

#	Player Name	P	C	1	2	3	4	5	6	7
3	Fixico	SS		#3 G		#3 1B	#3 2B			
				G4 ①		SB E ③	2B			
				B1 S2 3 4	B1 S	B1 S1 2	B1 S1	B1 S	B1 S	B1 S
4	Richey	CF	1	#4 1B		#4 E	#4 K			
				①		SB E ④	②			
				B2 S1 3	B1 S	B1 S1 3	B1 S1 4	B1 S	B1 S	B1 S
2	Milligan	C	1	#2 E		#2 HBP	#2 F			
				②		SB E ⑤	F7 ③			
				B1 S1	B1 S	B1 S1 2 3	B1 S1 3	B1 S	B1 S	B1 S
9	Smith	P	1	#9 G		#9 1B		#9 L		
				G4 ②		PC E ②		L8 ①		
				B1 S1 2	B1 S	B1 S1 2	B1 S	B1 S1 2	B1 S	B1 S
22	Sweeney	RF	1	#22 G		#22 1B		#22 BB		
				G1 ③		E		SB E ⑦		
				B1 S1 2	B1 S	B1 S1 2 3 4 6 7	B1 S	B1 S1 2 3 4	B1 S	B1 S
8	Jackson	3B	1	#8 E		#8 G		#8 E		
					①	G6 E ③		E		
				B1 S1 2	B1 S	B1 S1	B1 S	B1 S1 2	B1 S	B1 S
1	Toho	EH		#1 DP		#1 2B	#1 L			
15	#15		4	DP6 ②		SB E ⑥	L8 ②			
				B1 S1	B1 S	B1 S1 2 3	B1 S1	B1 S	B1 S	B1 S
11	Radford	LF	1	#11 G		#11 G	#11 F			
				G4 ③		G4-3 ①	F4 ③			
				B1 S1	B1 S	B1 S1	B1 S1	B1 S	B1 S	B1 S
21	Walsh	2B	1	#21 L		#21 1B				
				L1 ①		E				
				B1 S1 2 3	B1 S	B1 S1	B1 S	B1 S	B1 S	B1 S

Amber-Pocasset

Home Umpire: 3:30PM 9/1/2015 W.L. Jackson Field

#	Player Name	P	C	S	4	5	6	7	8	9	10	11	12	13	14	15	16	17	18	19	20	21	22	23	24	25	26	27	28	29	30	31	32			
5	C Williams	P																																		
2	D Verser	CF																																		
12	S James	C																																		
9	C Altman	RF																																		
24	C Bartlett	5																																		
8	K Martin	1B																																		
3	D Hargus	2B																																		
11	J Torres	EH																																		
17	C Anglin	3B																																		
4	B Wildman	SS																																		

GAMECHANGER

Final League Game W.L. Jackson Field

0 Calumet Cheiftains

Tuesday, September 01
7:30PM

Panthers 11

	1	2	3	4	R	H	E
CLMT	0	0	0	0	0	1	3
AMPO	3	0	8	X	11	11	0

The Panthers jump on Calumet Cheiftains early and coast to 11-0 win

The Panthers jumped out to an early lead on Calumet Cheiftains and captured an 11-0 victory on Tuesday at W.L. Jackson Field.

Eleven runs in the first three innings allowed the Panthers to put the game away early.

An RBI double by Stanton James and a two-run single by Dylan Hargus during the first inning helped the Panthers put some runs on the board early.

Dylan Hargus racked up three RBIs on two hits for the Panthers.

Calumet Cheiftains couldn't get anything going as long as Nathan Rasloff was on the bump. Calumet Cheiftains managed just one hit off of the the Panthers' pitcher, who allowed no earned runs, walked none and struck out two during his four innings of work.

Edwards was charged with the loss. He allowed 11 runs in 2 2/3 innings, walked two and struck out one.

The Panthers piled on eight more runs in the bottom of the third. A scored Galin Altman to get the Panthers on the board in the inning. That was followed up by Dylan Hargus' double, scoring Caden Bartlett.

"Powered by Narrative Science and GameChanger Media. Copyright 2015. All rights reserved." Any reuse or republication of this story must include the preceding attribution.

Spread the Word



Invite Amber-Pocasset Fans

Add Email Addresses

Game Recaps are automatically generated from plays and linescore data. If you believe there is an error, please read this or contact our Customer Support.

0 Calumet Cheiftains

Tuesday, September 01
7:30PM

Panthers 11

	1	2	3	4	R	H	E
CLMT	0	0	0	0	0	1	3
AMPO	3	0	8	X	11	11	0

Calumet Cheiftains

EDIT

Lineup	AB	R	H	RBI	BB	K
Havener	2	0	0	0	0	0
Edwards	2	0	0	0	0	0
Kennedy	2	0	1	0	0	0
Carnett	2	0	0	0	0	0
Gathers	1	0	0	0	0	0
Teah	1	0	0	0	0	0
Luker	1	0	0	0	0	0
Miller	1	0	0	0	0	1
Miller	1	0	0	0	0	1
Totals	13	0	1	0	0	2

Batting

TB: Kennedy

Totals

Team QAB: 6 (46.15%)

Edwards 2, Kennedy, Carnett, Luker, Miller

Team LOB: 1

Fielding

E: Kennedy, Teah 2

DP: Edwards

Amber-Pocasset

EDIT

Lineup	AB	R	H	RBI	BB	K
Cody Williams	3	2	2	2	0	0
Dylan Verser	1	1	1	0	1	0
Stanton James	3	1	2	3	0	0
Austin Winfrey	0	0	0	0	0	0
Calin Altman	2	2	2	0	0	0
Travis Clift	1	0	1	0	0	0
Caden Bartlett	2	2	0	1	1	0
Dylan Hargus	2	1	2	3	0	0
Jesse Teel	1	0	0	0	0	1
Nathan Ratcliff	2	1	0	0	0	1
Blake Ryans	1	1	0	1	0	0
Cache Anglin	2	0	1	0	0	0
Blake Wildman	-	-	-	-	-	-
Totals	20	11	11	10	2	2

Batting

2B: Dylan Verser, Dylan Hargus, Stanton James 2, Cody Williams

TB: Dylan Verser 2, Dylan Hargus 3, Stanton James 4, Cody Williams 3, Calin Altman 2, Travis Clift, Cache Anglin

RBI: Caden Bartlett, Dylan Hargus 3, Stanton James 3, Cody Williams 2, Blake Ryans

SAC: Dylan Verser

ROE: Caden Bartlett, Nathan Ratcliff, Blake Ryans

HBP: Blake Ryans

SB: Nathan Ratcliff, Dylan Hargus 2, Travis Clift

CS: Austin Winfrey

Totals

Team QAB: 16 (66.67%)

Caden Bartlett, Nathan Ratcliff, Dylan Verser 3, Dylan Hargus 2, Stanton James 3, Cody Williams 3, Calin Altman 2, Travis Clift

Team LOB: 4

Calumet Cheiftains

EDIT

Pitching	IP	#P	S%	H	R	ER	K	BB	HR
Edwards	2.2	86	.523	11	11	3	1	2	0
Kennedy	0.1	3	1.000	0	0	0	1	0	0
Totals	3.0	89	.539	11	11	3	2	2	0

Pitching

L: Edwards

HBP: Edwards

WP: Edwards

Pitches-Strikes: Edwards 86-45, Kennedy 3-3

Groundouts-Flyouts: Edwards 2-3, Kennedy 0-0

First pitch strikes-Batters faced: Edwards 7-23, Kennedy 0-1

Amber-Pocasset

EDIT

Pitching	IP	#P	S%	H	R	ER	K	BB	HR
Nathan Ratcliff	4.0	38	.658	1	0	0	2	0	0
Totals	4.0	38	.658	1	0	0	2	0	0

Pitching

W: Nathan Ratcliff

Pitches-Strikes: Nathan Ratcliff 38-25

Groundouts-Flyouts: Nathan Ratcliff 3-7

First pitch strikes-Batters faced: Nathan Ratcliff 8-13

Key

AB: At bats	SAC: Sacrifice hits & bunts	QAB%: Quality at bats per plate appearance	BB: Base on balls (walks)
R: Runs scored	SF: Sacrifice flies	LOB: Runners left on base at the end of an inning	HR: Home runs allowed
H: Hits	ROE: Reached on error	E: Errors	W: Wins
RBI: Runs batted in	FC: Hit into fielder's choice	DP: Double Plays	L: Losses
BB: Base on balls (walks)	HBP: Hit by pitch	TP: Triple Plays	SV: Saves
K: Strikeouts	CI: Batter advances on catcher's interference	IP: Innings Pitched	BS: Blown saves
2B: Doubles	GIDP: Hit into double play	#P: Total pitches	HBP: Hit batters
3B: Triples	GITP: Hit into triple play	S%: Strike percentage	WP: Wild pitches
HR: Home runs	SB: Stolen bases	H: Hits allowed	BK: Balks
Grand slam: Grand slam home runs	CS: Caught stealing	R: Runs allowed	
TB: Total bases	PIK: Picked off	ER: Earned runs allowed	
RBI: Runs batted in	QAB: Quality at bats (any one of: 3 pitches after 2 strikes, 0+ pitch ABs, XBH, HHB, BB, SAC Bunt, SAC Fly)	K: Strikeouts	

Want more stats? Visit GC.com

© GameChanger Media, Inc. All rights reserved.
U.S. Patent No. 8,731,458

Calumet Cheiftains

Away Umpire: _____ 7:30PM 9/1/2015 W.L. Jackson Field

#	Player Name	Pos	1	2	3	4	5	6	7
1	Havener	CF	#1 F			#1 F			
			F7 ①			F8 ①			
			B1 S11	B1 S1	B1 S1	B1 S112	B1 S1	B1 S1	B1 S1
2	Edwards	P	#2 G			#2 G			
			G6 ②			G4 ②			
			B345 S1126	B1 S1	B1 S1	B112 S13	B1 S1	B1 S1	B1 S1
9	Kennedy	3B 3P	#9 F			#9 1B			
			F1 ③			1B ③			
			B1 S12	B1 S1	B1 S1	B1123 S1	B1 S1	B1 S1	B1 S1
28	Carnett	1B 1B	#28 G			#28 F			
			G5 ①			F9 ③			
			B1 S12	B1 S1	B1 S1	B1 S11	B1 S1	B1 S1	B1 S1
16	Gathers	C 3 2B	#16 F						
			F8 ②						
			B1 S1	B1 S123	B1 S1	B1 S1	B1 S1	B1 S1	B1 S1
15	Teah	SS 3 3B SS	#15 F						
			F7 ③						
			B1 S1	B1 S112	B1 S1	B1 S1	B1 S1	B1 S1	B1 S1
5	Luker	2B 3 LF	#5 L						
			L1 ①						
			B1 S1	B1 S112	B1 S1	B1 S1	B1 S1	B1 S1	B1 S1
11	Miller	RF	#11 K						
			K ②						
			B1 S1	B1 S1	B114 S1235	B1 S1	B1 S1	B1 S1	B1 S1
12	Miller	LF 3 3B	#12 K						
			K ③						
			B1 S1	B1 S1	B1345 S1126	B1 S1	B1 S1	B1 S1	B1 S1

Amber-Pocasset

Home Umpire:

7:30PM

9/1/2015

W.L. Jackson Field

#	Player Name	P	D	S	1	2	3	3	4	5	6
5	C Williams	LF			#5	1B #5	DP #5	2B			
					B1 1 2 S2 3	B1 2 3 S4 5 6	B1 1 S2	B1 S1	B1 S1	B1 S1	B1 S1
2	D Verser	CF			#2	SacB #2	2B #2	BB			
					B1 1 S2 3	B1 1 2 S1 2	B1 1 3 5 6 S2 4	B1 S1	B1 S1	B1 S1	B1 S1
12	S James	C			#12	2B #12	L #12	2B			
					B1 1 S2 3	B1 1 2 S1 2	B1 1 3 5 6 S2 4	B1 S1	B1 S1	B1 S1	B1 S1
7	A Winfrey	1 CF					LB				
					B1 1 S2 3	B1 1 S2	B1 1 2 4 S3 5 6	B1 S1	B1 S1	B1 S1	B1 S1
9	C Altman	RF			#9	1B		#9 1B #15	1B		
					B1 1 S2 3 4	B1 S1	B1 1 2 4 S3 5 6	B1 S1	B1 S1	B1 S1	B1 S1
15	T Clift	3 RF									
					B1 1 S2 3 4	B1 S1	B1 1 2 4 S3 5 6	B1 S1	B1 S1	B1 S1	B1 S1
24	C Bartlett	1B			#24	E		#24 BB #24	F		
					B1 1 S2 3 4	B1 S1	B1 1 2 3 4 S1 2	B1 1 3 S2 4 5	B1 S1	B1 S1	B1 S1
3	D Hargus	EH			#3	1B		#3 2B #18	K		
					B1 1 3 5 S2 4 6 7	B1 S1	B1 1 3 4 S2 5	B1 1 3 S2 4 5	B1 S1	B1 S1	B1 S1
18	J Teel										
					B1 1 3 5 S2 4 6 7	B1 S1	B1 1 3 4 S2 5	B1 1 3 S2 4 5	B1 S1	B1 S1	B1 S1
1	N Ratcliff	P			#1	K		#1 E			
					B1 2 3 5 S1 4 6	B1 S1	B1 1 2 3 4 S1 2 4	B1 S1	B1 S1	B1 S1	B1 S1
14	B Ryans	2B						#14 HBP #14	E		
					B1 2 3 5 S1 4 6	B1 S1	B1 1 3 S2 4	B1 S1	B1 S1	B1 S1	B1 S1
17	C Anglin	3B						#17 1B #17	F		
					B1 2 3 5 S1 4 6	B1 S1	B1 1 3 S2 4	B1 S1	B1 S1	B1 S1	B1 S1

GAMECHANGER

Final League Game Northwest Classic

2 Cheyenne Bears

Thursday, September 03
5:55PM

Panthers 17

	1	2	3	4	R	H	E
CHY	0	0	0	2	2	3	5
AMPO	12	2	3	X	17	11	1

The Panthers first-inning burst enough to top the Cheyenne Bears, 17-2

Spread the Word



Invite Amber-Pocasset Fans

Add Email Addresses

The Panthers beat the Cheyenne Bears 17-2 in four innings on Thursday at Northwest Classic after a 12-run explosion in the first inning.

The Panthers scored in the first on an RBI double by Stanton James, a sacrifice fly by Kane Martin, a two-run double by Dylan Hargus, an RBI single by Hayden Savage, an RBI single by Cody Williams, an RBI single by James, a passed ball, a two-run single by Dylan Hargus, and an RBI single by Cache Anglin.

Dylan Hargus racked up four RBIs on two hits for the Panthers.

Blake Ryans recorded the win for the Panthers. He tossed two innings of shutout ball. Blake Ryans struck out one, walked none and gave up one hit.

The Panthers easily handled the Cheyenne Bears pitching as six hitters combined for nine hits, 11 RBIs and eight runs scored.

Montgomery was the game's losing pitcher. He allowed 17 runs in two innings, walked nine and struck out one.

The Panthers increased their lead with three runs in the third. A bases loaded walk scored Blake Ryans to get the Panthers on the board in the inning.

"Powered by Narrative Science and GameChanger Media. Copyright 2015. All rights reserved." Any reuse or republication of this story must include the preceding attribution.

Game Recaps are automatically generated from plays and linescore data. If you believe there is an error, please read this or contact our Customer Support.

GAMECHANGER

Final League Game Northwest Classic

2 Cheyenne Bears

Thursday, September 03
5:55PM

Panthers **17**

	1	2	3	4	R	H	E
CHY	0	0	0	2	2	3	5
AMPO	12	2	3	X	17	11	1

Cheyenne Bears

EDIT

Lineup	AB	R	H	RBI	BB	K
Broudwater	2	0	0	0	0	0
Bogzis	2	1	2	0	0	0
George	1	1	0	0	1	0
Kick	2	0	1	1	0	1
Henthorn	2	0	0	0	0	1
Jackson	2	0	0	0	0	0
Montgomery	2	0	0	0	0	1
Kick	1	0	0	0	0	1
Bryan	1	0	0	0	0	0
Totals	15	2	3	1	1	4

Batting

TB: Bogzis 2, Kick

RBI: Kick

ROE: Bryan

GIDP: George

Totals

Team QAB: 5 (31.25%)

Bogzis, George, Kick, Montgomery, Bryan

Team LOB: 3

Fielding

E: Broudwater, George, Henthorn, Jackson, Bryan

DP: George, Montgomery

Amber-Pocasset

EDIT

Lineup	AB	R	H	RBI	BB	K
Cody Williams	1	2	1	1	1	0
Nathan Ratcliff	0	1	0	1	2	0
Dylan Verser	1	2	1	0	1	0
Jesse Teel	2	0	0	0	0	1
Stanton James	2	0	2	2	0	0
Austin Winfrey	1	2	1	1	0	0
Cade Loggins	1	0	0	1	0	0
Calin Altman	0	2	0	0	2	0
Kane Martin	0	1	0	1	1	0
Caden Bartlett	1	0	0	0	0	0
Dylan Hargus	2	1	2	4	0	0
Blake Ryans	1	1	1	0	0	0
Cache Anglin	1	1	1	2	0	0
Jordan Torres	0	1	0	0	0	0
Blake Wildman	2	1	0	0	1	1
Hayden Savage	2	2	2	1	0	0
Travis Clift	0	0	0	1	1	0
Totals	17	17	11	15	9	2

Batting

2B: Dylan Hargus, Stanton James

TB: Hayden Savage 2, Dylan Verser, Dylan Hargus 3, Stanton James 3, Austin Winfrey, Cody Williams, Blake Ryans, Cache Anglin

RBI: Hayden Savage, Nathan Ratcliff, Kane Martin, Cade Loggins, Dylan Hargus 4, Stanton James 2, Austin Winfrey, Cody Williams, Travis Clift, Cache Anglin 2

SF: Kane Martin, Cade Loggins, Cache Anglin

ROE: Cade Loggins, Cache Anglin

HBP: Jordan Torres

SB: Hayden Savage 3, Nathan Ratcliff, Cade Loggins, Austin Winfrey, Cody Williams, Calin Altman, Cache Anglin

Totals

Team QAB: 21 (70.00%)

Blake Wildman 2, Nathan Ratcliff 2, Kane Martin 2, Dylan Verser 2, Cade Loggins 2, Dylan Hargus 2, Stanton James, Cody Williams 2, Jesse Teel, Calin Altman 2, Travis Clift, Cache Anglin 2

Team LOB: 5

Fielding

E: Hayden Savage

DP: Hayden Savage

Cheyenne Bears

EDIT

Pitching	IP	#P	S%	H	R	ER	K	BB	HR
Montgomery	2.0	104	.394	11	17	8	1	9	0
Jackson	1.0	8	.750	0	0	0	1	0	0
Totals	3.0	112	.420	11	17	8	2	9	0

Pitching

L: Montgomery

HBP: Montgomery

Pitches-Strikes: Jackson 8-6, Montgomery 104-41

Groundouts-Flyouts: Jackson 1-0, Montgomery 1-5

First pitch strikes-Batters faced: Jackson 1-2, Montgomery 10-28

Amber-Pocasset

EDIT

Pitching	IP	#P	S%	H	R	ER	K	BB	HR
Blake Ryans	2.0	19	.632	1	0	0	1	0	0
Jesse Teel	1.0	13	.692	0	0	0	1	0	0
Stanton James	1.0	22	.545	2	2	1	2	1	0
Totals	4.0	54	.611	3	2	1	4	1	0

Pitching

W: Blake Ryans

Pitches-Strikes: Stanton James 22-12, Jesse Teel 13-9, Blake Ryans 19-12

Groundouts-Flyouts: Stanton James 1-0, Jesse Teel 1-1, Blake Ryans 3-1

First pitch strikes-Batters faced: Stanton James 2-6, Jesse Teel 3-4, Blake Ryans 3-6

Key

AB: At bats	SAC: Sacrifice hits & bunts	QAB%: Quality at bats per plate appearance	BB: Base on balls (walks)
R: Runs scored	SF: Sacrifice flies	LOB: Runners left on base at the end of an inning	HR: Home runs allowed
H: Hits	ROE: Reached on error	E: Errors	W: Wins
RBj: Runs batted in	FC: Hit into fielder's choice	DP: Double Plays	L: Losses
BB: Base on balls (walks)	HBP: Hit by pitch	TP: Triple Plays	SV: Saves
K: Strikeouts	CI: Batter advances on catcher's interference	IP: Innings Pitched	BS: Blown saves
2B: Doubles	GIDP: Hit into double play	#P: Total pitches	HBP: Hit batters
3B: Triples	GITP: Hit into triple play	S%: Strike percentage	WP: Wild pitches
HR: Home runs	SB: Stolen bases	H: Hits allowed	BK: Balks
Grand slam: Grand slam home runs	CS: Caught stealing	R: Runs allowed	
TB: Total bases	PIK: Picked off	ER: Earned runs allowed	
RBj: Runs batted in	QAB: Quality at bats (any one of: 3 pitches after 2 strikes, 6+ pitch ABs, XBH, HHB, BB, SAC Bunt, SAC Fly)	K: Strikeouts	

Want more stats? Visit GC.com

© GameChanger Media, Inc. All rights reserved.
U.S. Patent No. 8,731,458

Cheyenne Bears

Away Umpire: _____ 5:55PM 9/3/2015 Northwest Classic

#	Player Name	Pos	1	2	3	4	5	6	7
15	Broudwater	CF	#15 G		#15 F				
			G1		F8				
			①		③				
			B11 S2	B S	B1 S2	B S	B S	B S	B S
8	Bogzis	2B	#8 1B		#8 1B				
			②		①				
			B113 S245	B S	B S	B1 S123	B S	B S	B S
0	George	SS	#0 DP		#0 BB				
			DP6						
			③		②				
			B12 S113	B S	B S	B1 S1234	B S	B S	B S
6	Kick	C	#6 K		#6 1B				
			K						
			①						
			B S	B2 S1134	B S	B S11	B S	B S	B S
25	Henthorn	1B	#25 F		#25 K				
			F5		K				
			②		①				
			B S	B1 S12	B S	B113 S245	B S	B S	B S
9	Jackson	3B	#9 G		#9 G				
			G3		G4				
			③		②				
			B S	B112 S3	B S	B1 S23	B S	B S	B S
5	Montgomery	P	#5 G		#5 K				
			G4		K				
			①		③				
			B S	B23 S124	B S	B1134 S256	B S	B S	B S
2	Kick	RF	#2 K						
			K						
			②						
			B S	B S	B3 S1124	B S	B S	B S	B S
28	Bryan	LF	#28 E						
			E						
			①						
			B S	B S	B S123	B S	B S	B S	B S

Amber-Pocasset

Home Umpire:

5:55PM

9/3/2015

Northwest Classic

#	Player Name	P	B	1	2	3	4	5	6
5	C Williams	LF		#5	BB	#5	1B	#1	BB
1	N Ratcliff								
2	D Verser	CF		#2	BB	#2	1B	#18	K
12	S James								
2	D Verser								
18	J Teel								
12	S James	C		#12	2B	#12	1B	#0	\$HF+E
2	D Verser								DP
12	S James								
0	C Loggins								
9	C Altman	RF		#9	BB	#9	BB	#7	1B
7	A Winfrey								
8	K Martin	1B		#8	SacF	#8	BB	#24	G
24	C Bartlett								
3	D Hargus	EH		#3	2B	#3	1B	#14	1B
17	C Anglin								
14	B Ryans								
17	C Anglin	3B		#17	\$HF+H	#17	1B	#11	HBP
4	B Wildman								
17	C Anglin								
11	J Torres								
4	B Wildman	2B		#4	F	#4	K	#4	BB
10	H Savage								
4	B Wildman								
10	H Savage	SS		#10	1B	#10	1B	#15	BB
14	B Ryans								
10	H Savage								
15	T Clift								

GAMECHANGER

Final League Game Woodward Tour

18 Panthers

Friday, September 04
9:00AM

Drummond 3

	1	2	3	R	H	E
AMPO	9	9	0	18	10	2
DRM	1	2	X	3	0	5

Big staff effort as 3 the Panthers pitchers team up for no-hitter in win over Drummond

Three pitchers baffled Drummond and teamed up to throw a no-hitter for the Panthers in an 18-3 victory in three innings on Friday at Woodward Tour.

Kane Martin, Austin Winfrey, and Calin Altman rounded out their sterling stat line with two strikeouts and four walks. Martin put together a nice outing. Martin held Drummond hitless over one inning, allowed no earned runs, walked one and struck out none.

Eighteen runs in the first three innings helped the Panthers blow out Drummond. A groundout by Stanton James, an error, an error, an RBI single by Hayden Savage, a three-run error, an RBI single by Dylan Verser, and an error in the first inning and a walk by Caden Bartlett, a two-run single by Savage, an RBI single by Dylan Verser, a bases loaded walk by Stiles, an RBI single by Jordan Torres, a fielder's choice, an RBI single by Travis Cliff, and a walk by Jesse Teel during the second inning fueled the Panthers' offense early.

Dylan Verser boosted his batting average thanks to a perfect 3-3 day at the plate to pace the Panthers.

Gray was charged with the loss. He allowed eight runs in two-thirds of an inning, walked none and struck out none.

"Powered by Narrative Science and GameChanger Media. Copyright 2015. All rights reserved." Any reuse or republication of this story must include the preceding attribution.

Spread the Word



Invite Amber-Pocasset Fans

Add Email Addresses

Game Recaps are automatically generated from plays and linescore data. If you believe there is an error, please read this or contact our Customer Support.

GAMECHANGER

Final League Game Woodward Tour

18 Panthers

Friday, September 04
9:00AM

Drummond 3

	1	2	3	R	H	E
AMPO	9	9	0	18	10	2
DRM	1	2	X	3	0	5

Amber-Pocasset

EDIT

Lineup	AB	R	H	RBI	BB	K
Cody Williams	2	3	1	0	0	0
Cade Loggins	0	0	0	0	0	0
Dylan Verser	3	3	3	2	0	0
Austin Winfrey	0	0	0	0	1	0
Stanton James	3	0	1	2	1	0
Calin Altman	2	2	0	1	1	0
Jordan Torres	1	1	1	1	0	0
Kane Martin	1	0	0	0	1	0
Nathan Ratcliff	1	1	0	1	0	0
Blake Ryans	2	0	0	0	0	0
Dylan Hargus	1	2	1	0	0	0
Blake Wildman	0	0	0	0	0	0
Peter Parker	1	0	0	0	0	0
Caden Bartlett	0	2	0	1	1	0
Travis Cliff	1	0	1	1	0	0
Cache Anglin	0	2	0	0	0	0
Jesse Teel	0	0	0	1	1	0
Hayden Savage	2	2	2	3	0	0
Totals	20	18	10	13	6	0

Batting

TB: Hayden Savage 2, Jordan Torres, Dylan Verser 3, Dylan Hargus, Stanton James, Cody Williams, Travis Cliff
RBI: Caden Bartlett, Hayden Savage 3, Nathan Ratcliff, Jordan Torres, Dylan Verser 2, Stanton James 2, Jesse Teel, Calin Altman, Travis Cliff
ROE: Cody Williams, Calin Altman
FC: Nathan Ratcliff, Peter Parker, Calin Altman
HBP: Caden Bartlett, Blake Wildman, Cade Loggins, Dylan Hargus, Cody Williams, Cache Anglin 2
SB: Caden Bartlett, Dylan Verser 2, Cade Loggins, Dylan Hargus, Austin Winfrey, Cody Williams 2, Calin Altman
CS: Austin Winfrey

Totals

Team QAB: 15 (45.45%)
 Caden Bartlett, Hayden Savage 2, Nathan Ratcliff, Jordan Torres, Kane Martin, Dylan Verser 2, Stanton James, Austin Winfrey, Cody Williams, Jesse Teel, Blake Ryans, Calin Altman, Travis Cliff

Team LOB: 6

Fielding

E: Hayden Savage, Cache Anglin

Drummond

EDIT

Lineup	AB	R	H	RBI	BB	K
King	1	1	0	0	1	0
Stiles	1	0	0	1	0	0
Bunner	1	0	0	0	1	0
Dodd	2	0	0	0	0	0
Pogue	2	0	0	0	0	0
Gray	1	1	0	0	1	1
Longpine	1	0	0	0	0	1
W Gray	1	0	0	0	0	0
Franklin	0	1	0	0	1	0
Boedcher	-	-	-	-	-	-
Totals	10	3	0	1	4	2

Batting

RBI: Stiles
SF: Stiles
ROE: King, Stiles
FC: Bunner
SB: King, Bunner, Gray, Franklin

Totals

Team QAB: 8 (53.33%)
 King 2, Stiles, Bunner 2, Dodd, Gray, Franklin

Team LOB: 3

Fielding

E: Gray, W Gray 3, Boedcher

Amber-Pocasset

EDIT

Pitching	IP	#P	S%	H	R	ER	K	BB	HR
Kane Martin	1.0	25	.520	0	1	0	0	1	0
Calin Altman	1.0	27	.519	0	2	0	1	2	0
Austin Winfrey	1.0	18	.556	0	0	0	1	1	0
Totals	3.0	70	.529	0	3	0	2	4	0

Pitching

W: Kane Martin

WP: Austin Winfrey

Pitches-Strikes: Kane Martin 25-13, Austin Winfrey 18-10, Calin Altman 27-14

Groundouts-Flyouts: Kane Martin 1-2, Austin Winfrey 1-1, Calin Altman 0-2

First pitch strikes-Batters faced: Kane Martin 4-5, Austin Winfrey 2-4, Calin Altman 3-6

Drummond

EDIT

Pitching	IP	#P	S%	H	R	ER	K	BB	HR
Gray	0.2	36	.528	4	8	1	0	0	0
Franklin	0.2	37	.378	2	7	6	0	3	0
Stiles	0.2	36	.528	3	3	3	0	2	0
Dodd	1.0	22	.409	1	0	0	0	1	0
Totals	3.0	131	.466	10	18	10	0	6	0

Pitching

L: Gray

HBP: Stiles, Dodd, Gray 2, Franklin 3

Pitches-Strikes: Stiles 36-19, Dodd 22-9, Gray 36-19, Franklin 37-14

Groundouts-Flyouts: Stiles 0-1, Dodd 0-1, Gray 2-0, Franklin 0-1

First pitch strikes-Batters faced: Stiles 5-8, Dodd 4-6, Gray 7-10, Franklin 1-9

Key

AB: At bats	SAC: Sacrifice hits & bunts	QAB%: Quality at bats per plate appearance	BB: Base on balls (walks)
R: Runs scored	SF: Sacrifice flies	LOB: Runners left on base at the end of an inning	HR: Home runs allowed
H: Hits	ROE: Reached on error	E: Errors	W: Wins
RBI: Runs batted in	FC: Hit into fielder's choice	DP: Double Plays	L: Losses
BB: Base on balls (walks)	HBP: Hit by pitch	TP: Triple Plays	SV: Saves
K: Strikeouts	CI: Batter advances on catcher's interference	IP: Innings Pitched	BS: Blown saves
2B: Doubles	GIDP: Hit into double play	#P: Total pitches	HBP: Hit batters
3B: Triples	GITP: Hit into triple play	S%: Strike percentage	WP: Wild pitches
HR: Home runs	SB: Stolen bases	H: Hits allowed	BK: Balks
Grand slam: Grand slam home runs	CS: Caught stealing	R: Runs allowed	
TE: Total bases	PIK: Picked off	ER: Earned runs allowed	
RBI: Runs batted in	QAB: Quality at bats (any one of: 3 pitches after 2 strikes, 6+ pitch ABs, XBH, HHE, BB, SAC Bunt, SAC Fly)	K: Strikeouts	

Want more stats? Visit GC.com

© GameChanger Media, Inc. All rights reserved.
U.S. Patent No. 8,731,458

Amber-Pocasset

Away Umpire: _____ 9:00AM 9/4/2015 Woodward Tourn

#	Player Name	Pos	Age	1	1	2	2	3	4	5	
5	C Williams	LF		#5	1B	#5	E	#5	HBP	#0	HBP
0	C Loggins	LF	3								
				B1123 S13	B12 S113	B1 S	B S	B112 S	B S	B S	
2	D Verser	CF	3	#2	1B	#2	1B	#2	1B	#7	BB
7	A Wintrey	CF/P	3								
				B123 S114	B1123 S456	B3 S1124	B S	B12345 S11	B S	B S	
12	S James	C		#12	G	#12	F	#12	BB	#12	1B
				B1234 S115	B113 S24	B4567 S1123	B S	B1 S2	B S	B S	
9	C Altman	RF	2	#9	E	#9	BB	#11	1B	#9	FC
11	J Torres	RF/P	2								
9	C Altman	RF/P	2								
				B123 S113	B11245 S3	B1 S1234	B S	B123 S114	B S	B S	
8	K Martin	P		#8	G	#8	BB	#1	FC	#14	F
1	N Ratcliff	P	2								
9	C Altman	RF/P	2								
11	J Torres	RF	2								
				B113 S24	B11236 S45	B1 S11246	B S	B1245 S1136	B S	B S	
3	D Hargus	EH		#3	1B	#3	HBP	#4	HBP	#27	FC
4	B Wildman	2B	3								
15	T Clift	1B	2								
4	B Wildman	2B	3								
				B123 S114	B S	B11245 S	B S	B11 S213	B S	B S	
24	C Bartlett	1B		#24	HBP	#24	BB	#15	1B		
15	T Clift	1B	2								
18	J Teel	3B/C	2								
15	T Clift	1B	2								
				B13 S112	B S	B11345 S2	B S	B1 S2	B S	B S	
17	C Anglin	3B		#17	HBP	#17	HBP	#18	BB		
18	J Teel	3B/C	2								
14	B Ryans	SS/3B	2								
18	J Teel	3B/C	2								
				B1145 S23	B S	B1134 S2	B S	B13456 S112	B S	B S	
10	H Savage	SS		#10	1B	#10	1B	#14	F		
14	B Ryans	SS/3B	2								
11	J Torres	RF	2								
				B S112	B S	B3 S11245	B S	B24 S1135	B S	B S	

Drummond

Home Umpire:

9:00AM

9/4/2015

Woodward Tourm

#	Player Name	P	O	S	1	2	3	4	5	6	7
22	King	2	B		#22	BB	#22	E			
					B12345	B315	B1	B1	B1	B1	B1
					S11	S11246	S1	S1	S1	S1	S1
30	Stiles	3	B		#30	\$HF+6	#30	F			
					B1345	B1	B1	B1	B1	B1	B1
					S11267	S1	S1	S1	S1	S1	S1
2	Bunner	E	H		#2	FC	#2	BB			
					B1346	B1	B1	B1	B1	B1	B1
					S11257	S1	S1	S1	S1	S1	S1
33	Dodd	L	F		#33	F	#33	L			
					B1346	B1	B1	B1	B1	B1	B1
					S11257	S1	S1	S1	S1	S1	S1
20	Pogue	1	B		#20	G	#20	G			
					B112	B1	B1	B1	B1	B1	B1
					S13	S134	S12	S1	S1	S1	S1
13	Gray	P			#13	BB	#13	K			
					B1	B12315	B1	B1	B1	B1	B1
					S14	S1124	S1	S1	S1	S1	S1
42	Longpine	S	S		#42	K					
					B1	B1234	B1	B1	B1	B1	B1
					S1	S1234	S1	S1	S1	S1	S1
8	W Gray	C			#6	F					
					B123	B1	B1	B1	B1	B1	B1
					S114	S1	S1	S1	S1	S1	S1
1	Franklin	C	F		#1	BB					
					B11267	B1	B1	B1	B1	B1	B1
					S1345	S1	S1	S1	S1	S1	S1

GAMECHANGER

Final League Game Northwest Classic

10 Panthers

Saturday, September 05
3:00PM

Cimarron Trailblazers 11

	1	2	3	4	5	6	7	8	R	H	E
AMPO	2	0	3	2	2	0	0	1	10	12	5
CMR	4	2	0	3	0	0	0	2	11	11	2

The Panthers drop high-scoring affair to Cimarron Trailblazers, 11-10

Spread the Word



Invite Amber-Pocasset Fans

Add Email Addresses

The Panthers fell 11-10 to Cimarron Trailblazers in eight innings on Saturday at Northwest Classic despite racking up 12 hits and 10 runs.

Cody Williams led the Panthers' offensive threat, as he got on base five times in the game. He scored one run and had one RBI. He singled in the second and seventh innings.

Bergdall got it done on the hill on the way to a win. He allowed four runs over five innings. He struck out six, walked four and surrendered five hits.

Bergdall, Gregory and Coortz helped lead Cimarron Trailblazers. They combined for six hits and seven RBIs.

Nathan Ratchiff ended up on the wrong side of the pitching decision, charged with the loss. He lasted just 5 2/3 innings, walked one, struck out four, and allowed five runs.

In the top of the first, the Panthers grabbed the early lead, 2-0. Dylan Verser kicked things off for the Panthers with a single. An error then moved Dylan Verser from first to second. Cain Altman doubled, plating Dylan Verser. The Panthers then tacked on more runs when Altman scored on an RBI single by Kane Martin.

It didn't take long for Cimarron Trailblazers to respond as it scored four runs of its own in the first. Cimarron Trailblazers scored on an RBI double by Bergdall, an RBI single by Coortz, and a fielder's choice.

Cimarron Trailblazers matched its two-run second inning with two more in the eighth. In the second, Cimarron Trailblazers scored on a two-run single by Coortz, plating Mosters and Bergdall.

The Panthers scored two runs in the fourth inning, and then followed it up with two more in the fifth. In the fourth, the Panthers scored on a passed ball, scoring Dylan Verser.

After a quick strike from the Panthers, Cimarron Trailblazers responded with three runs in the fourth. Cimarron Trailblazers scored on a fielder's choice, an error, and a fielder's choice.

"Powered by Narrative Science and GameChanger Media. Copyright 2015. All rights reserved." Any reuse or republication of this story must include the preceding attribution.

Game Recaps are automatically generated from plays and linescore data. If you believe there is an error, please read this or contact our Customer Support.

10 Panthers

Saturday, September 05
3:00PM

Cimarron Trailblazers 11

	1	2	3	4	5	6	7	8	R	H	E
AMPO	2	0	3	2	2	0	0	1	10	12	5
CMR	4	2	0	3	0	0	0	2	11	11	2

Amber-Pocasset

EDIT

Lineup	AB	R	H	RBI	BB	K
Cody Williams	3	1	2	1	2	0
Dylan Verser	4	3	1	0	1	0
Stanton James	5	0	1	0	0	2
Jesse Teel	0	1	0	0	0	0
Calin Altman	5	1	2	3	0	1
Kane Martin	3	2	1	1	1	0
Dylan Hargus	4	1	2	0	1	1
Cache Anglin	3	1	1	0	1	2
Blake Wildman	3	0	0	0	0	2
Jordan Torres	1	0	1	3	0	0
Caden Bartlett	1	0	1	0	0	0
Hayden Savage	3	0	0	0	0	2
Nathan Ratcliff	-	-	-	-	-	-
Austin Winfrey	-	-	-	-	-	-
Blake Ryans	-	-	-	-	-	-
Totals	35	10	12	8	6	10

Batting

2B: Jordan Torres, Calin Altman
1B: Caden Bartlett, Jordan Torres 2, Kane Martin, Dylan Verser, Dylan Hargus 2, Stanton James, Cody Williams 2, Calin Altman 3, Cache Anglin
RBI: Jordan Torres 3, Kane Martin, Cody Williams, Calin Altman 3
ROE: Kane Martin
FC: Dylan Verser
HBP: Hayden Savage 2, Kane Martin, Cody Williams, Cache Anglin
CS: Caden Bartlett
PIK: Dylan Hargus

Totals

Team QAB: 17 (36.96%)
 Caden Bartlett, Hayden Savage 3, Jordan Torres, Kane Martin, Dylan Verser 3, Dylan Hargus 2, Cody Williams 3, Calin Altman, Cache Anglin 2

Team LOB: 9

Fielding

E: Hayden Savage, Kane Martin, Dylan Verser, Stanton James, Cody Williams

Cimarron Trailblazers

EDIT

Lineup	AB	R	H	RBI	BB	K
Ramey	5	2	1	0	0	0
Mosters	5	1	3	0	0	1
Bergdall	5	4	3	2	0	1
Gregory	2	3	0	0	3	0
Coortz	5	1	3	5	0	1
Dehoas	3	0	1	1	0	0
Kirchner	4	0	0	2	0	0
Bude	2	0	0	0	0	1
#2	1	0	0	0	0	1
Dehoas	3	0	0	0	1	0
Coortz	-	-	-	-	-	-
Totals	35	11	11	10	4	5

Batting

2B: Bergdall 2, Coortz
1B: Ramey, Mosters 3, Bergdall 5, Coortz 4, Dehoas
RBI: Bergdall 2, Coortz 5, Dehoas, Kirchner 2
SF: Dehoas
ROE: Ramey, Dehoas 3
FC: Bergdall, Gregory, Kirchner 3, Bude
HBP: Bude
SB: Bergdall 2, Gregory, Dehoas
CS: Mosters
PIK: Dehoas

Totals

Team QAB: 17 (41.46%)
 Ramey 2, Bergdall 3, Gregory 4, Coortz 3, Dehoas, Kirchner, Bude, Dehoas 2

Team LOB: 4

Fielding

E: Gregory, Coortz

Amber-Pocasset

EDIT

Cimarron Trailblazers

EDIT

Pitching	IP	#P	S%	H	R	ER	K	BB	HR
Cody Williams	2.0	41	.537	6	6	4	1	3	0
Nathan Ratcliff	5.2	95	.600	5	5	2	4	1	0
Totals	7.2	136	.581	11	11	6	5	4	0

Pitching	IP	#P	S%	H	R	ER	K	BB	HR
Gregory	3.0	84	.536	7	6	6	4	2	0
Bergdall	5.0	88	.614	5	4	3	6	4	0
Totals	8.0	172	.576	12	10	9	10	6	0

Pitching

L: Nathan Ratcliff

HBP: Nathan Ratcliff

BK: Cody Williams

Pitches-Strikes: Nathan Ratcliff 95-57, Cody Williams 41-22

Groundouts-Flyouts: Nathan Ratcliff 2-7, Cody Williams 0-2

First pitch strikes-Batters faced: Nathan Ratcliff 17-27, Cody Williams 8-14

Pitching

W: Bergdall

HBP: Bergdall 3, Gregory 2

BK: Gregory

Pitches-Strikes: Bergdall 88-54, Gregory 84-45

Groundouts-Flyouts: Bergdall 4-3, Gregory 2-2

First pitch strikes-Batters faced: Bergdall 17-27, Gregory 12-19

Key

AB: At bats	SAC: Sacrifice hits & bunts	QAB%: Quality at bats per plate appearance	BB: Base on balls (walks)
R: Runs scored	SF: Sacrifice flies	HR: Home runs allowed	
H: Hits	ROE: Reached on error	LOB: Runners left on base at the end of an inning	W: Wins
RBI: Runs batted in	FC: Hit into fielder's choice	E: Errors	L: Losses
BB: Base on balls (walks)	HBP: Hit by pitch	DP: Double Plays	SV: Saves
K: Strikeouts	CI: Batter advances on catcher's interference	TP: Triple Plays	BS: Blown saves
2B: Doubles	GIDP: Hit into double play	IP: Innings Pitched	HBP: Hit batters
3B: Triples	GITP: Hit into triple play	#P: Total pitches	WP: Wild pitches
HR: Home runs	SB: Stolen bases	S%: Strike percentage	BK: Balks
Grand slam: Grand slam home runs	CS: Caught stealing	H: Hits allowed	
TB: Total bases	PIK: Picked off	R: Runs allowed	
RBI: Runs batted in	QAB: Quality at bats (any one of: 3 pitches after 2 strikes, 6+ pitch ABs, XBH, HHB, BB, SAC Bunt, SAC Fly)	ER: Earned runs allowed	
		K: Strikeouts	

Want more stats? Visit GC.com

© GameChanger Media, Inc. All rights reserved.
U.S. Patent No. 8,731,458

Amber-Pocasset

Away Umpire: _____ 3:00PM 9/5/2015 Northwest Classic

#	Player Name	P	LF	RF	CF	C	1B	2B	3B	SS	EH
5	C Williams	P	3	LF							
2	D Verser	CF									
12	S James	C									
18	J Teel		4	CR							
9	C Altman	RF									
8	K Martin	1B									
3	D Hargus	EH									
17	C Anglin	3B									
4	B Wildman	2B	3	2B							
11	J Torres		3	2B							
4	B Wildman		3	2B							
24	C Bartlett		6	2B							
10	H Savage	SS									

	1	2	3	4	5	6	7					
#5	G	#5	1B		#5	HBP	#5	BB			#5	1B
	G4											
	B1 2 3 4 5 6 7 8	B2 3 4 5 6 7 8	B3 4 5 6 7 8	B4 5 6 7 8	B5 6 7 8	B6 7 8	B7 8	B8			B11	S1 2 3 4 5 6 7 8
#2	1B	#2	F		#2	FC	#2	BB			#2	F
		F7										
	B1 2 3 4 5 6 7 8	B2 3 4 5 6 7 8	B3 4 5 6 7 8	B4 5 6 7 8	B5 6 7 8	B6 7 8	B7 8	B8			B11	S1 2 3 4 5 6 7 8
#12	K		#12	K	#12	1B	#12	G			#12	G
	K											
	B1 2 3 4 5 6 7 8	B2 3 4 5 6 7 8	B3 4 5 6 7 8	B4 5 6 7 8	B5 6 7 8	B6 7 8	B7 8	B8			B11	S1 2 3 4 5 6 7 8
#9	2B		#9	G	#9	K	#9	1B			#9	F
	B1 2 3 4 5 6 7 8	B2 3 4 5 6 7 8	B3 4 5 6 7 8	B4 5 6 7 8	B5 6 7 8	B6 7 8	B7 8	B8			B11	S1 2 3 4 5 6 7 8
#8	1B		#8	HBP	#8	BB	#8	F				
	B1 2 3 4 5 6 7 8	B2 3 4 5 6 7 8	B3 4 5 6 7 8	B4 5 6 7 8	B5 6 7 8	B6 7 8	B7 8	B8			B11	S1 2 3 4 5 6 7 8
#3	1B		#3	BB	#3	1B					#3	G
	B1 2 3 4 5 6 7 8	B2 3 4 5 6 7 8	B3 4 5 6 7 8	B4 5 6 7 8	B5 6 7 8	B6 7 8	B7 8	B8			B11	S1 2 3 4 5 6 7 8
#17		#17	1B		#17	BB	#17	HBP			#17	K
	B1 2 3 4 5 6 7 8	B2 3 4 5 6 7 8	B3 4 5 6 7 8	B4 5 6 7 8	B5 6 7 8	B6 7 8	B7 8	B8			B11	S1 2 3 4 5 6 7 8
#4		#4	K	#11	2B	#4	G				#4	K
	B1 2 3 4 5 6 7 8	B2 3 4 5 6 7 8	B3 4 5 6 7 8	B4 5 6 7 8	B5 6 7 8	B6 7 8	B7 8	B8			B11	S1 2 3 4 5 6 7 8
#10		#10	F	#10	K		#10	K			#10	HBP
	B1 2 3 4 5 6 7 8	B2 3 4 5 6 7 8	B3 4 5 6 7 8	B4 5 6 7 8	B5 6 7 8	B6 7 8	B7 8	B8			B11	S1 2 3 4 5 6 7 8

Amber-Pocasset

Away Umpire: _____ 3:00PM 9/5/2015 Northwest Classic

#	Player Name	P	C	LF	RF	8	9	10	11	12	13	14
5	C Williams	P		3	LF	#5 BB						
						B 1 2 4 5 S 3	B S	B S	B S	B S	B S	B S
2	D Verser	CF										
						B S	B S	B S	B S	B S	B S	B S
12	S James	C										
18	J Teel			4	CF							
						B S	B S	B S	B S	B S	B S	B S
9	C Altman	RF										
						B S	B S	B S	B S	B S	B S	B S
8	K Martin	1B				#8 E						
						HBP BB 1B 10 S	B S	B S	B S	B S	B S	B S
3	D Hargus	EH				#3 K						
						K 1	B S	B S	B S	B S	B S	B S
17	C Anglin	3B				#17 K						
						K 2	B S	B S	B S	B S	B S	B S
4	B Wildman	2B		3	2B	#24 1B						
11	J Torres			3	2B							
4	B Wildman			3	2B							
24	C Bartlett			8	2B							
						B S	B S	B S	B S	B S	B S	B S
10	H Savage	SS				#10 HBP						
						HBP BB 3 S	B S	B S	B S	B S	B S	B S
						B 2 3 5 6 S 7 4	B S	B S	B S	B S	B S	B S

Cimarron Trailblazers

Home Umpire: _____ 3:00PM 9/5/2015 Northwest Classic

#	Player Name	P.O.	1	2	3	4	5	6	7
44	Ramey	CF	#44 1B #44 F	#44 E #44 F					
13	Mosters	LF	#13 K #13 1B	#13 F	#13 1B				
1	Bergdall	SS	#1 2B #1 1B	#1 FC	#1 K				
22	Gregory	P	#22 BB #22 BB	#22 BB	#22 BB	#22 L			
5	Coortz	C	#5 1B #5 1B	#5 K	#5 G				
21	Dehoas	RF	#21 SHF+E	#21 1B #21 E	#21 E				
4	Kirchner	EH	#4 FC	#4 FC #4 FC	#4 L				
30	Bude	1B	#30 FC	#30 K	#2 K	#30 HBP			
2	#2			K	K				
30	Bude								
33	Dehoas	EH	#33 BB #33 L	#33 G	#33 F				

Cimarron Trailblazers

Home Umpire: _____ 3:00PM 9/5/2015 Northwest Classic

#	Player Name	P	C	4th	5th	6th	7th	8	9	10	11	12	13	14
44	Ramey	CF						#44 L						
								L5						
								①						
								B12 S113	B	B	B	B	B	B
13	Mosters	LF	4	2B				#13 1B						
								②						
								B1 S112	B	B	B	B	B	B
1	Bergdall	SS	4	P				#1 2B						
								⑩						
								B1 S112	B	B	B	B	B	B
22	Gregory	P	4	SS	4	LF		#22 FC						
								⑪						
								B1 S12	B	B	B	B	B	B
5	Coortz	C	1	C				#5 2B						
								⑫						
								B2 S114	B	B	B	B	B	B
21	Dehoas	RF	1	RF										
								B S	B	B	B	B	B	B
4	Kirchner	EH												
								B S	B	B	B	B	B	B
30	Bude	1B	1	7	1B	1B								
2	#2		5	1B										
30	Bude		1	7	1B	1B								
								B S	B	B	B	B	B	B
33	Dehoas	EH	1	3B										
								B S	B	B	B	B	B	B

GAMECHANGER

Final League Game

2 Navajo Indians

Tuesday, September 08
6:00PM

Panthers 10

	1	2	3	4	R	H	E
NVJD	1	1	0	0	2	3	1
AMPO	2	3	0	5	10	7	0

The Navajo Indians fall 10-2 at the hands of the Panthers

The Panthers beat the Navajo Indians on Tuesday 10-2 in four innings.

The Panthers scored five runs in the fourth on the Panthers scored in the fourth on a passed ball, a passed ball, a two-run double by [Calin Altman](#), an error, an error, an RBI single by [Jordan Torres](#), and an RBI single by Torres.

The teams traded runs for most of the contest, leading to five lead changes in the game.

The Panthers finally managed to grab the lead after a strong second inning. A passed ball scored [Cache Anglin](#) to give the Panthers the lead for good.

Altman racked up five RBIs on two hits for the Panthers.

[Kane Martin](#) got the win for the Panthers. He allowed two runs over four innings. Martin struck out two, walked three and gave up three hits.

[Goodson](#) couldn't get it done on the hill for the Navajo Indians, taking a loss. He lasted just 1 1/3 innings, walked four, struck out one, and allowed four runs.

It didn't take long for the Panthers to answer as they scored two runs of their own in the first. The Panthers scored on an RBI double by Altman and a walk by [Dylan Hargus](#).

"Powered by Narrative Science and GameChanger Media. Copyright 2015. All rights reserved." Any reuse or republication of this story must include the preceding attribution.

Spread the Word

0	0
Total	LPs
64	

Invite Amber-Pocasset Fans

Add Email Addresses

Game Recaps are automatically generated from plays and linescore data. If you believe there is an error, please read this or contact our Customer Support.

GAMECHANGER

Final League Game

2 Navajo Indians

Tuesday, September 08
6:00PM

Panthers 10

	1	2	3	4	R	H	E
NVJD	1	1	0	0	2	3	1
AMPO	2	3	0	5	10	7	0

Navajo Indians

Lineup	AB	R	H	RBI	BB	K
Nothaton	0	1	0	0	2	0
Staggs	1	0	0	0	0	1
Hall	2	0	0	1	0	1
Gilstad	2	0	0	0	0	0
Goodson	1	1	1	0	1	0
Smith	2	0	2	1	0	0
Smith	2	0	0	0	0	0
Wolton	1	0	0	0	0	0
Weaver	1	0	0	0	0	0
Kichie!	-	-	-	-	-	-
Totals	12	2	3	2	3	2

Batting

1B: Goodson, Smith 2
RBI: Hall, Smith
SAC: Staggs
GIDP: Smith
SB: Goodson, Smith
PIK: Smith

Totals

Team QAB: 9 (56.25%)
 Nothaton 2, Staggs 2, Goodson 2, Smith, Smith, Weaver

Team LOB: 1

Fielding

E: Goodson

Amber-Pocasset

Lineup	AB	R	H	RBI	BB	K
Cody Williams	2	3	2	0	1	0
Dylan Verser	1	3	1	0	1	0
Stanton James	2	0	0	0	1	1
Austin Winfrey	0	0	0	0	0	0
Calin Altman	2	1	2	5	0	0
Kane Martin	2	0	0	0	1	0
Dylan Hargus	1	1	0	1	2	0
Caden Bartlett	2	0	0	0	0	1
Jordan Torres	1	0	1	1	0	0
Cache Anglin	1	1	0	0	1	0
Hayden Savage	1	1	1	0	0	0
Blake Wildman	-	-	-	-	-	-
Totals	15	10	7	7	7	2

Batting

2B: Calin Altman 2
1B: Hayden Savage, Jordan Torres, Dylan Verser, Cody Williams 2, Calin Altman 4
RBI: Jordan Torres, Dylan Hargus, Calin Altman 5
SAC: Hayden Savage
SF: Calin Altman
HBP: Dylan Verser
SB: Hayden Savage, Calin Altman
PIK: Calin Altman

Totals

Team QAB: 17 (68.00%)
 Hayden Savage 2, Jordan Torres, Kane Martin 3, Dylan Verser, Dylan Hargus 2, Stanton James 2, Cody Williams 2, Calin Altman 3, Cache Anglin

Team LOB: 3

Fielding

DP: Blake Wildman

Navajo Indians

EDIT

Pitching	IP	#P	S%	H	R	ER	K	BB	HR
Goodson	1.1	38	.474	3	4	4	1	4	0
Nothaton	0.0	9	.111	0	1	1	0	2	0
Weaver	2.1	41	.610	4	5	4	1	1	0
Totals	3.2	88	.500	7	10	9	2	7	0

Pitching

L: Goodson

HBP: Weaver

Pitches-Strikes: Nothaton 9-1, Goodson 38-18, Weaver 41-25

Groundouts-Flyouts: Nothaton 0-0, Goodson 1-1, Weaver 3-3

First pitch strikes-Batters faced: Nothaton 0-2, Goodson 6-10, Weaver 7-13

Amber-Pocasset

EDIT

Pitching	IP	#P	S%	H	R	ER	K	BB	HR
Kane Martin	4.0	68	.529	3	2	1	2	3	0
Totals	4.0	68	.529	3	2	1	2	3	0

Pitching

W: Kane Martin

Pitches-Strikes: Kane Martin 68-36

Groundouts-Flyouts: Kane Martin 5-3

First pitch strikes-Batters faced: Kane Martin 7-16

Key

- AB: At bats
- R: Runs scored
- H: Hits
- RB: Runs batted in
- BB: Base on balls (walks)
- K: Strikeouts
- 2B: Doubles
- 3B: Triples
- HR: Home runs
- Grand slam: Grand slam home runs
- TB: Total bases
- RBI: Runs batted in
- SAC: Sacrifice hits & bunts
- SF: Sacrifice flies
- ROE: Reached on error
- FC: Hit into fielder's choice
- HBP: Hit by pitch
- CI: Batter advances on catcher's interference
- GDP: Hit into double play
- GTP: Hit into triple play
- SB: Stolen bases
- CS: Caught stealing
- PIK: Picked off
- QAB: Quality at bats (any one of: 3 pitches after 2 strikes, 6+ pitch ABs, XBH, HHB, BB, SAC Bunt, SAC Fly)
- QAB%: Quality at bats per plate appearance
- LOB: Runners left on base at the end of an inning
- E: Errors
- DP: Double Plays
- TP: Triple Plays
- IP: Innings Pitched
- #P: Total pitches
- S%: Strike percentage
- H: Hits allowed
- R: Runs allowed
- ER: Earned runs allowed
- K: Strikeouts
- BB: Base on balls (walks)
- HR: Home runs allowed
- W: Wins
- L: Losses
- SV: Saves
- BS: Blown saves
- HBP: Hit batters
- WP: Wild pitches
- BK: Balks

Want more stats? Visit GC.com

© GameChanger Media, Inc. All rights reserved.
U.S. Patent No. 8,731,458

Navajo Indians

Away Umpire: _____ 6:00PM 9/8/2015

#	Player Name	Pos	Age	Age	Age	1	2	3	4	5	6	7
4	Nothaton	SS	2	2	2	#4 BB		#4 BB				
						B1 1 2 3 4 S1 2 3 4	B1 1 2 3 4 S1 2 3 4	B1 1 2 3 4 S1 2 3 4	B1 1 2 3 4 S1 2 3 4	B1 1 2 3 4 S1 2 3 4	B1 1 2 3 4 S1 2 3 4	B1 1 2 3 4 S1 2 3 4
1	Staggs	2B				#1 SacB		#1 K				
						B1 1 2 3 4 S1 2 3 4	B1 1 2 3 4 S1 2 3 4	B1 1 2 3 4 S1 2 3 4	B1 1 2 3 4 S1 2 3 4	B1 1 2 3 4 S1 2 3 4	B1 1 2 3 4 S1 2 3 4	B1 1 2 3 4 S1 2 3 4
3	Hall	EH				#3 KO		#3 F				
						B1 1 2 3 4 S1 2 3 4	B1 1 2 3 4 S1 2 3 4	B1 1 2 3 4 S1 2 3 4	B1 1 2 3 4 S1 2 3 4	B1 1 2 3 4 S1 2 3 4	B1 1 2 3 4 S1 2 3 4	B1 1 2 3 4 S1 2 3 4
10	Gilstad	CF				#10 G		#10 G				
						B1 1 3 4 S1 2 5	B1 1 3 4 S1 2 5	B1 1 3 4 S1 2 5	B1 1 3 4 S1 2 5	B1 1 3 4 S1 2 5	B1 1 3 4 S1 2 5	B1 1 3 4 S1 2 5
16	Goodson	P	2	2	2	#16 BB		#16 1B				
						B1 2 4 5 6 S1 1 3	B1 2 4 5 6 S1 1 3	B1 2 4 5 6 S1 1 3	B1 2 4 5 6 S1 1 3	B1 2 4 5 6 S1 1 3	B1 2 4 5 6 S1 1 3	B1 2 4 5 6 S1 1 3
	Smith	C					1B		1B			
						B1 1 2 3 4 S1 1 2	B1 1 2 3 4 S1 1 2	B1 1 2 3 4 S1 1 2	B1 1 2 3 4 S1 1 2	B1 1 2 3 4 S1 1 2	B1 1 2 3 4 S1 1 2	B1 1 2 3 4 S1 1 2
7	Smith	3B	2	2	2	#7 DP		#7 F				
						B1 1 2 3 4 S1 1 2	B1 1 2 3 4 S1 1 2	B1 1 2 3 4 S1 1 2	B1 1 2 3 4 S1 1 2	B1 1 2 3 4 S1 1 2	B1 1 2 3 4 S1 1 2	B1 1 2 3 4 S1 1 2
9	Wolton	RF				#9 G		#9 G				
						B1 1 4 S1 2 3 5	B1 1 4 S1 2 3 5	B1 1 4 S1 2 3 5	B1 1 4 S1 2 3 5	B1 1 4 S1 2 3 5	B1 1 4 S1 2 3 5	B1 1 4 S1 2 3 5
5	Weaver	LF	2	2	2	#5 L		#5 L				
						B1 2 3 S1 1 4	B1 2 3 S1 1 4	B1 2 3 S1 1 4	B1 2 3 S1 1 4	B1 2 3 S1 1 4	B1 2 3 S1 1 4	B1 2 3 S1 1 4

Amber-Pocasset

Home Umpire:

6:00PM 9/8/2015

#	Player Name	P	O	S	1	2	3	4	5	6	7
5	C Williams	LF			#5 1B	#5 BB		#5 1B			
2	D Verser	CF			#2 1B	#2 BB		#2 HBP			
12	S James	C			#12 IF	#12 BB		#12 K			
7	A Winfrey	2/CR			IF4	SacF		X			
9	C Altman	RF			#9 2B	#9 SacF		#9 2B			
8	K Martin	P			#8 BB	#8 L		#8 G			
3	D Hargus	EH			#3 BB	#3 F		#3 BB			
24	C Bartlett	1B			#24 K	#24 G		#11 1B			
11	J Torres	4/1B			X	G6					
17	C Anglin	3B			#17 BB	#17 G					
10	H Savage	SS			#10 SacB	#10 1B					

2 Panthers

Tuesday, September 08
8:00PM

Fletcher Wildcats 3

	1	2	3	4	5	R	H	E
AMPO	0	0	0	1	1	2	3	3
FLT	0	0	2	1	X	3	4	2

The Fletcher Wildcats defeat the Panthers despite Cody Williams's strong effort, 3-2

Cody Williams did his best to change the outcome, but Williams couldn't will the Panthers past the Fletcher Wildcats as the Panthers lost 3-2 in five innings on Tuesday.

The Fletcher Wildcats couldn't get anything going as long as Williams was pitching. Williams held the Fletcher Wildcats hitless over one-third of an inning, allowed no earned runs, walked none and struck out none.

#32 got it done on the bump on the way to a win. He allowed two runs over five innings. He struck out seven, walked three and surrendered three hits.

Blake Ryans ended up on the wrong side of the pitching decision, charged with the loss. He lasted just 3 2/3 innings, walked one, struck out two, and allowed three runs.

The Fletcher Wildcats never surrendered the lead after the third inning, scoring two runs on a two-run single by Stanley.

The Fletcher Wildcats survived the Panthers' surge and put up one run of their own in the fourth. The Fletcher Wildcats scored on an error.

A one-run fifth inning helped bring the Panthers within one. An RBI single by Stanton James gave the Panthers life. But, #32 got Calin Altman to strike out to end the game.

"Powered by Narrative Science and GameChanger Media. Copyright 2015. All rights reserved." Any reuse or republication of this story must include the preceding attribution.

Spread the Word



Invite Amber-Pocasset Fans

Add Email Addresses

Game Recaps are automatically generated from plays and linescore data. If you believe there is an error, please read this or contact our Customer Support.

GAMECHANGER

Final League Game

2 Panthers

Tuesday, September 08
8:00PM

Fletcher Wildcats 3

	1	2	3	4	5	R	H	E
AMPO	0	0	0	1	1	2	3	3
FLT	0	0	2	1	X	3	4	2

Amber-Pocasset

EDT

Lineup	AB	R	H	RBI	BB	K
Cody Williams	2	0	0	0	1	1
Dylan Verser	3	1	1	0	0	0
Stanton James	3	0	2	1	0	0
Austin Winfrey	0	0	0	0	0	0
Calin Altman	3	0	0	0	0	2
Kane Martin	1	1	0	0	1	1
Dylan Hargus	2	0	0	0	0	0
Cache Anglin	0	0	0	1	0	0
Jordan Torres	1	0	0	0	0	1
Blake Wildman	0	0	0	0	1	0
Hayden Savage	2	0	0	0	0	2
Nothan Ratcliff	-	-	-	-	-	-
Blake Ryans	-	-	-	-	-	-
Totals	17	2	3	2	3	7

Batting

TB: Dylan Verser, Stanton James 2
RB: Stanton James, Cache Anglin
SAC: Cache Anglin
SF: Cache Anglin
ROE: Dylan Hargus
FC: Dylan Verser, Stanton James
SB: Kane Martin, Austin Winfrey
PIK: Blake Wildman

Totals

Team QAB: 10 (45.45%)
 Blake Wildman, Kane Martin, Dylan Verser, Dylan Hargus, Stanton James, Cody Williams 2, Calin Altman, Cache Anglin 2

Team LOB: 5

Fielding

E: Hayden Savage, Blake Wildman 2
DP: Hayden Savage, Kane Martin, Blake Ryans

Fletcher Wildcats

EDT

Lineup	AB	R	H	RBI	BB	K
Cambell	1	0	0	0	0	0
Smith	2	0	0	0	0	0
Anthony	1	1	0	0	0	0
Stanley	2	0	2	2	0	0
#32	2	0	0	0	0	1
Hawk	2	0	1	0	0	1
Donhre	1	1	0	0	1	0
Ampron	2	0	0	0	0	0
Hyche	2	1	1	0	0	0
Totals	15	3	4	2	1	2

Batting

TB: Stanley 2, Hawk, Hyche
RBI: Stanley 2
SAC: Cambell
ROE: Smith, Ampron
HBP: Anthony
GDP: Anthony
SB: Stanley

Totals

Team QAB: 10 (55.56%)
 Cambell 2, Stanley 2, #32 2, Donhre, Ampron, Hyche 2

Team LOB: 4

Fielding

E: Anthony, Donhre

Amber-Pocasset

EDIT

Pitching	IP	#P	S%	H	R	ER	K	BB	HR
Blake Ryans	3.2	57	.579	4	3	1	2	1	0
Cody Williams	0.1	6	.500	0	0	0	0	0	0
Totals	4.0	63	.571	4	3	1	2	1	0

Pitching

L: Blake Ryans

HBP: Blake Ryans

Pitches-Strikes: Cody Williams 6-3, Blake Ryans 57-33

Groundouts-Flyouts: Cody Williams 1-0, Blake Ryans 5-2

First pitch strikes-Batters faced: Cody Williams 0-1, Blake Ryans 7-17

Fletcher Wildcats

EDIT

Pitching	IP	#P	S%	H	R	ER	K	BB	HR
#32	5.0	78	.615	3	2	1	7	3	0
Totals	5.0	78	.615	3	2	1	7	3	0

Pitching

W: #32

WP: #32 2

Pitches-Strikes: #32 78-48

Groundouts-Flyouts: #32 2-4

First pitch strikes-Batters faced: #32 12-22

Key

AB: At bats	SAC: Sacrifice hits & bunts	QAB%: Quality at bats per plate appearance	BB: Base on balls (walks)
R: Runs scored	SF: Sacrifice flies	LOB: Runners left on base at the end of an inning	HR: Home runs allowed
H: Hits	ROE: Reached on error	E: Errors	W: Wins
RBI: Runs batted in	FC: Hit into fielder's choice	DP: Double Plays	L: Losses
BB: Base on balls (walks)	HBP: Hit by pitch	TP: Triple Plays	SV: Saves
K: Strikeouts	CI: Batter advances on catcher's interference	IP: Innings Pitched	BS: Blown saves
2B: Doubles	GIDP: Hit into double play	#P: Total pitches	HBP: Hit batters
3B: Triples	GITP: Hit into triple play	S%: Strike percentage	WP: Wild pitches
HR: Home runs	SB: Stolen bases	H: Hits allowed	BK: Balks
Grand slam: Grand slam home runs	CS: Caught stealing	R: Runs allowed	
TB: Total bases	PIK: Picked off	ER: Earned runs allowed	
RBI: Runs batted in	QAB: Quality at bats (any one of 3 pitches after 2 strikes, 6+ pitch ABs, XBH, HHB, BB, SAC Bunt, SAC Fly)	K: Strikeouts	

Want more stats? Visit GC.com

© GameChanger Media, Inc. All rights reserved.
U.S. Patent No. 8,731,458

Amber-Pocasset

Away Umpire: _____ 8:00PM 9/8/2015

#	Player Name	P	O	1	2	3	4	5	6	7
5	C Williams	LF	4	#5	K	#5	L	#5	BB	
				K			L9			
				①		①		②		
				B11	B	B11	B	B2356	B	B
				S1234	S	S12	S	S114	S	S
2	D Verser	CF		#2	1B	#2	F	#2	FC	
				F9			PB			
				②		②		②		
				B11	B	B11	B	B11	B	B
				S12	S	S12	S	S11	S	S
12	S James	C		#12	FC	#12	1B	#12	1B	
				FC			1B			
				B11	B	B11	B	B113	B	B
				S12	S	S12	S	S214	S	S
7	A Winfrey		1 3 5							
			CR/CR/CR							
				FC			WB			
				B11	B	B11	B	B113	B	B
				S12	S	S12	S	S214	S	S
9	C Altman	RF	1 1 4	#9	K	#9	L	#9	K	
			P/RF/LF	K			L6			
				③		③		③		
				B11	B	B11	B	B113	B	B
				S12	S	S12	S	S214	S	S
8	K Martin	P	1 1		#8	Kd3	#8	BB		
			RF/LB	SacB			G			
				B11	B	B11	B	B11567	B	B
				S12	S	S12	S	S14	S	S
3	D Hargus	EH		#3	E	#3	G			
				SacB			G4			
				B11	B	B11	B	B236	B	B
				S12	S	S12	S	S14578	S	S
17	C Anglin	3B		#17	SacB	#17	SacF			
				SacB5			SacF8			
				①		②				
				B11	B	B11	B	B11	B	B
				S12	S	S12	S	S11	S	S
11	J Torres	EH	2	#11	K	#4	BB			
			2B	K			BB			
				②		③				
				B11	B	B3457	B	B	B	B
				S12	S	S126	S	S	S	S
4	B Wildman		1 1 1							
			LB/RF/P	K			R			
				B11	B	B3457	B	B	B	B
				S12	S	S126	S	S	S	S
10	H Savage	SS		#10	K	#10	KO			
				K			KO2-3			
				③		①				
				B11	B	B11	B	B1123	B	B
				S1234	S	S11	S	S123	S	S

