



NORTH LITTLE ROCK SCHOOL DISTRICT  
OFFICE OF THE SUPERINTENDENT

AGENDA

## **Meeting Packet**

**Regular Meeting - Board of Education**

**September 17, 2015  
5:30pm**

PUBLIC COMMENTS



NORTH LITTLE ROCK SCHOOL DISTRICT  
OFFICE OF THE SUPERINTENDENT

AGENDA

**Regular Meeting - Board of Education**

Administration Building  
2700 Poplar Street  
North Little Rock, Arkansas 72115

Thursday, September 17, 2015 5:30pm

PUBLIC COMMENTS

**I. CALL TO ORDER**

Scott A. Miller, President

**II. INVOCATION**

Presenter: Asa Carroll, Boone Park Elementary School 5th Grade, son of Richard and Una Carroll

**III. FLAG SALUTE**

Presenter: Teon Jacob, Amboy Elementary School Kindergarten, son of Shonda Stafford and Terrell Jacob

**IV. MISSION STATEMENT AND VISION STATEMENT**

Mission Statement:

The North Little Rock School District and the Community will provide for achievement, accountability, acceptance and the necessary assets in the pursuit of each student's educational success.

Vision Statement:

World Class Schools for World Class Students

**V. ROLL CALL OF MEMBERS**

Scott A. Miller, President

Luke King, Vice President

Sandi Campbell, Secretary

Darrell Montgomery, Disbursing Officer

Ron Treat, Parliamentarian

Scott Teague, Member

Dorothy Williams, Member

**VI. RECOGNITION OF PEOPLE/EVENT/PROGRAMS**

**1. Recognitions - Amboy Elementary and Boone Park Elementary**

Presenter: Principals - Shanda Coleman and Abby Stone

**2. Special Recognition**

**a. Crestwood Elementary School, Glenview Elementary School, Indian Hills Elementary School, Ridgeroad Elementary School, Seventh Street Elementary School, NLRMS, NLRHS, Custodial Staff and Maintenance**

Presenter: Julie Drake, Parent Involvement Coordinator

Crestwood Elementary School - Lori Smith  
Glenview Elementary School - Carol Thornton  
Indian Hills Elementary School - Kim Starr  
Ridgeroad Elementary School - Dana Snowden  
Seventh Street Elementary School - Pam Wilcox  
Pike View Early Childhood Center - Jody Veit-Edrington  
NLRMS - Lee Tackett  
NLRHS - Randy Rutherford.  
Custodial Staff - Kim Collie  
Maintenance - Harrel Hatch

**b. Levy Church of Christ**

Presenter: Dana Snowden, Ridgeroad Elementary Principal

**c. ASL Licensing Presentation to North Little Rock School District**

Presenter: Jim Wyatt, ASL

**d. Presentation for Scott Miller, NLRSD Board of Education President**

Presenter: Luke King, NLRSD Board of Education Vice President

**VII. Executive Session to Discuss Employment of Personnel**

**VIII. DISPOSITION OF MINUTES OF PRIOR MEETINGS**

**1. Special Board Meeting September 9, 2015**

Special Board Meeting Minutes September 9 2015.pdf (p. 6)

**IX. ACTION ITEMS - NEW BUSINESS**

**1. Consent Agenda**

Presenter: Kelly Rodgers, Superintendent

**a. Monthly Financial Reports**

Monthly Financial Sept 2015.pdf (p. 8)

**b. Employment of Personnel**

Employment of Personnel Sept 2015.pdf (p. 32)

**c. Business Office Items**

Business Office Items Sept 2015.pdf (p. 36)

**d. Building Use Request**

**e. Payment of Regular Bills**

Check Registry August for September 2015.xlsx (p. 39)

**2. Licensed Personnel Policies Committee**

Presenter: Anita Bell, Chair

**3. Classified Personnel Policies Committee**

Presenter: George Ray, Chair

CPPC Minutes Sept 2015.docx (p. 50)

Key Control Badge Procedure Sept 2015.pdf (p. 51)

#### **4. Memorandum of Understanding - Metropolitan Career Technical Center**

Presenter: Christie Toland, Director of College and Career Readiness

Memorandum of Understanding - Metropolitan Career Technical Center and NLRSD - Sept 2015.pdf (p. 52)

#### **5. Donation Agreement for 1501 Crutcher Street**

Presenter: Brian Brown, Director of Finance and Purchasing

Donation Agreement for 1501 Crutcher - September 2015.pdf (p. 53)

#### **6. Reassess Amboy Elementary School Property Listing Price**

Presenter: Mr. Rodgers, Superintendent

#### **7. Permission for Transfer of Students**

Presenter: Micheal Stone, Executive Director of Student Services and Equity

Bryant School District - Colley Sept 2015.pdf (p. 58)

### **X. CALENDAR OF EVENTS**

#### **1. Regular Board Meeting - Thursday October 15, 2015 - 5:30 p.m. Administration Office Board Room**

### **XI. INFORMATIONAL ITEMS**

#### **1. NLR Community Farm Presentation**

Presenter: EAST Initiative Farm Team

#### **2. Capital Improvement Program (CIP) Project Reports**

Presenter: Gene Hawk, Director of Facility Management

##### **a. Change Orders**

##### **b. Minority Participation - Baldwin & Shell**

Baldwin & Shell Minority Report Sept 2015.pdf (p. 60)

##### **c. Minority Participation Update -Hydco, Inc.**

Minority Participation Dollars - Pike View ECC 81015.xlsx (p. 68)

##### **d. Minority Participation - Nabholz**

Nabholz Minority Report Sept 2015.pdf (p. 70)

##### **e. DLR Group Monthly Financial Report**

DLR Group - Monthly Financial Report Sept 2015.pdf (p. 71)

##### **f. Construction Schedule Update**

Construction Schedule Update - Sept 2015.pdf (p. 86)

#### **3. Directors Board Reports**

##### **a. Jennifer Brown - Director's Report September 2015**

Director's Report - Jennifer Brown Sept 2015.docx (p. 87)

##### **b. Rosie Coleman - Director's Report September 2015**

##### **c. Krisitie Ratliff - Director's Report September 2015**

Director's Report - Kristie Ratliff September 2015.pdf.docx (p. 89)

##### **d. Karli Saracini - Director's Report September 2015**

**e. Dr. Beth Stewart - Director's Report September 2015**

**f. Micheal Stone - Director's Report September 2015**

Director's Report - Micheal Stone Sept 2015.docx.pdf (p. 90)

**g. Christie Toland - Director's Report September 2015**

Director's Report - Christie Toland Sept 2015.docx.pdf (p. 91)

**4. Budget Meeting (Workshop) & October 3 Workshop**

Presenter: Mr. Rodgers, Superintendent

**XII. ADJOURNMENT**



NORTH LITTLE ROCK SCHOOL DISTRICT  
OFFICE OF THE SUPERINTENDENT

AGENDA

**Special Board Meeting Minutes**

**Meeting Minutes**

Glenview Elementary School  
4901 East 19th Street  
North Little Rock, AR 72117

Wednesday, September 9, 2015 9:00 A.M.

**I. Call to Order**

Vice President Luke King called the meeting to order at 9:00 a.m.

**II. Roll Call of Members**

Present

Luke King, Vice President  
Sandi Campbell, Secretary  
Ron Treat, Parliamentarian  
Scott Teague, Member  
Dorothy Williams, Member

Absent

Scott A. Miller, President  
Darrell Montgomery, Disbursing Officer

**III. DISPOSITION OF MINUTES OF PRIOR MEETINGS**

MOTION

Scott Teague moved to accept the minutes of the regular August 20, 2015 Board meeting, special September 2, 2015 and special September 4, 2015 as printed. Ron Treat seconded the motion.

YEAS: Campbell, King, Miller, Teague, Treat and Williams

NAYS: (Absent - Miller, Montgomery)

**1. Regular Board Meeting August 20, 2015**

**2. Special Board Meeting September 2, 2015**

**3. Special Board Meeting September 4, 2015**

**IV. Adjournment**

MOTION

Dorothy Williams moved to adjourn the meeting. Scott Teague seconded the motion.

YEAS: Campbell, King, Miller, Teague, Treat and Williams  
NAYS: (Absent - Miller, Montgomery)

Vice President Luke King declared the meeting adjourned at 9:02 a.m.

---

Luke King, Board Vice President

---

Rhonda Colquitt, Recording Secretary

**North Little Rock School District  
Revenue**

		<b>FY15 as of 6/30/2015</b>	<b>FY16 Annual Budget</b>	<b>FY16 as of 8/31/2015</b>	<b>FY16 Actual compared to FY16 Budget</b>
<b>Revenue:</b>					
11110	Property Taxes Current (7/1-12/31)	17,778,102		1,183,266	1,183,266
11120	Property Taxes (1/1-6/30)	13,516,522			0
11140	Property Tax- Delinquent	2,283,805		87,619	87,619
11150	Excess Commission	610,043			0
11160	Land Redemption- In State Sale	389,151		4,134	4,134
13120	Summer School Tuition	18,713		265	265
13140	Day Care Tuition	177,319		20,575	20,575
15100	Interest On Investments	190,302		4,871	4,871
16210	Student Food Service	337,786		221	221
16215	A La Carte Food Service	360,933			0
16220	Adult Food Service	18,671			0
16300	Special Function Contract Meals	8,428			0
16900	Other Food Service Revenue	6,342		1,060	1,060
17110	Athletic Admissions	6,675			0
17200	Student Sales	698,604		15,227	15,227
17500	Enterprise Activities	89,987		216	216
17900	Other Student Activity Revenue	19,062		492	492
19120	Other Rent - Land Owned	30,600		5,100	5,100
19130	Buildings & Facilities	50,016		800	800
19200	Private Contributions	66,991			0
19300	Sales of Supplies and Material	1,281			0
19800	Refunds of Prior Year Expense	(44,272)		3,162	3,162
19900	Misc Rev From Local Sources	309,022		17,378	17,378
21200	Severance Tax	11,913		2,512	2,512
21900	Other Revenue from County	1,898		(1,898)	(1,898)
31101	Foundation Funding	36,544,632			0
31103	98% Tax Collect Rate Guaranteed	639,386			0
31450	Student Growth				0
31460	Declining Enrollment	338,179			0
32232	Progress Awards	19,035			0
32250	Pathwise Mentoring Grant	62,700			0
32253	Pathwise Mentor Training			883	883
32256	Professional Development	225,092			0
32310	Children with Disabilities	33,511			0
32314	Special Ed Extended School Year	3,108		4,736	4,736
32350	Early Childhood Special Education	215,794			0
32355	Special Ed Cat. Loss Funding	162,541			0
32361	GT Advanced Placement	6,450			0
32364	IB Exams-Fees	19,928			0
32370	Alternative Learning Environment	830,988			0
32371	Limited English Proficiency	137,261			0
32381	National School Lunch Funding	5,176,332			0
32430	Coord Comp WF ED - Special Need	2,243			0
32480	Workforce New Program Start Up	56,821			0
32520	State Matching - School Food Servi	29,523			0
32710	Arkansas Better Chance Grant	2,748,470		344,568	344,568
32740	Infant/Toddler Program	15,390			0
32813	Magnet & M to M Transportation	488,338			0
32904	Desegregation Settlement	7,940,864		1,389,516	1,389,516
32912	General Facilities Funding	16,306			0
32915	Debt Service Supplemental	144,693		70,351	70,351
32924	Academic Facilities Partnership Pr	(617,698)		2,337,573	2,337,573
32931	Broadband Facilities Matching Gra	265,947			0
43119	Innovative Approach to Literacy	75,090			0
43160	Reserve Officer's Training Corp - R	118,997		14,486	14,486
45110	Federal Title 1 Regular Education	3,947,619			0



**North Little Rock School District  
Revenue**

		<b>FY15 as of 6/30/2015</b>	<b>FY16 Annual Budget</b>	<b>FY16 as of 8/31/2015</b>	<b>FY16 Actual compared to FY16 Budget</b>
45114	Federal Title 1 School Improvement	233,246			0
45140	Federal McKinney Homeless Act	52,150			0
45166	Federal Promoting Adolescent Health	6,930			0
45310	Federal Carl Perkins Basic Grant	111,738			0
45510	Lunch Reimbursements through ADE	2,184,870		252,275	252,275
45511	Lunch Reimbursements through DE	8,554			0
45512	SL-4 Lunch Reimbursement	47,059		5,432	5,432
45520	Breakfast Reimbursements - ADE	823,815		97,844	97,844
45540	Snack Reimbursements - ADE	23,259		5,435	5,435
45541	Snack Reimbursements through DE	54,586			0
45613	Federal Title VI-B Pass Through	1,538,855			0
45630	Federal Special Ed Early Childhood	96,408		198	198
45650	Medicaid Reimbursement	358,232		770	770
45913	Medicaid General Health Services	119,695			0
45916	Medicaid General Hlth - Personal C	4,667			0
45917	Medicaid General Hlth - Vision/Hea	32,895			0
45918	Medicaid General Hlth - Audiology	671			0
45925	Title II Improve Teacher Quality	329,028			0
45935	Title III English Language Acquisiti	42,591			0
51100	Bonded Indebtedness	65,465,000			0
53200	Sale of Building and Grounds	461,568			0
53400	Compensation or Loss - Fixed Asse	71,798		500	500
	<b>Total Revenue</b>	<b>168,653,044</b>	<b>0</b>	<b>5,869,565</b>	<b>5,869,565</b>

**North Little Rock School District  
Expenditures**

		<b>FY15 as of 6/30/2015</b>	<b>FY16 Annual Budget</b>	<b>FY16 as of 8/31/2015</b>	<b>FY16 Actual compared to FY16 Budget</b>
<b>Expenditures</b>					
<b>60000-Salaries &amp; Benefits</b>		68,935,767	22,377	2,939,153	(2,916,776)
<b>Other:</b>					
<b>63130 Board of Education Services</b>		1,061,729			0
<b>63210 Instruction Service</b>		2,000			0
<b>63220 Substitute Teachers</b>		683,384	1,000		1,000
<b>63221 Classified Substitutes</b>		101,391			0
<b>63230 Consulting Educational</b>		187,954		58,874	(58,874)
<b>63240 Student Assessment</b>		22,959		21,561	(21,561)
<b>63310 Professional Dev - Certified</b>		114,937	19,136	164,191	(145,055)
<b>63320 Professional Dev - Classified</b>		8,423		571	(571)
<b>63410 Pupil Service</b>		3,733			0
<b>63431 Financial Audits</b>		28,325			0
<b>63441 Legal Defense of District</b>		109,342	134,000	14,477	119,523
<b>63442 Legal Plaintiff Sue St</b>		15,500			0
<b>63443 Legal District as Plaintiff</b>		14,501	15,000		15,000
<b>63445 Legal Research-Opinion</b>		1,051			0
<b>63460 Information Technology</b>		455			0
<b>63480</b>				9,687	(9,687)
<b>63490 Other Professional Services</b>		236,189		13,930	(13,930)
<b>63491 Security</b>		2,751			0
<b>63530 Software Maint &amp; Support</b>		42,491		11,117	(11,117)
<b>63590 Other Technical Services</b>		80,971		23,073	(23,073)
<b>63591 Drug Testing</b>		4,977		2,237	(2,237)
<b>63900 Other Prof / Tech Services</b>		251,612	4,314	99,484	(95,170)
<b>64110 Water/Sewer</b>		152,307		31,211	(31,211)
<b>64210 Disposal/Sanitation</b>		89,757		19,379	(19,379)
<b>64231 Pest Control</b>		20,165		1,519	(1,519)
<b>64240 Lawn Care</b>		17,357		5,177	(5,177)
<b>64310 Non Tech Repairs/Maintenance</b>		194,303		15,169	(15,169)
<b>64320 Tech Repairs/Maintenance</b>		5,035			0
<b>64410 Rent of Land and Buildings</b>		42,699		1,216	(1,216)
<b>64420 Rent of Equipment and Vehicles</b>		10,048		313	(313)
<b>64421 Rent of Buses - Internal</b>		32,124	16,500		16,500
<b>64430 Copier/Comp Lease</b>		309,144	369,449	13,060	356,389
<b>65190 From Other Sources</b>		3,098			0
<b>65210 Property Insurance</b>		480,628		514,666	(514,666)
<b>65240 Fleet Insurance</b>		112,806		111,638	(111,638)
<b>65250 Accident Insurance for Students</b>		29,880		29,880	(29,880)
<b>65290 Other Insurance</b>		27,653			0
<b>65300 Communication</b>				155	(155)
<b>65310 Telephone</b>		197,513	82,000	45,244	36,756
<b>65320 Postage</b>		24,123		10,267	(10,267)
<b>65331 Broadband</b>		101,524		249,847	(249,847)
<b>65400 Advertising</b>		105,165		11,446	(11,446)
<b>65500 Printing &amp; Binding</b>		11,729	1,000	3,333	(2,333)
<b>65610 Tuition To LEA Within State</b>		802,968		322,780	(322,780)
<b>65630 Tuition To Private Schools</b>		387,047			0
<b>65690 Other Tuition</b>		39,628		3,000	(3,000)
<b>65810 Travel Certified</b>		24,714		525	(525)
<b>65820 Travel Classified</b>		12,211		29	(29)
<b>65830 Travel Certified - Out of District</b>		4,800	210	1,937	(1,727)
<b>65840 Travel Classified - Out of District</b>		698			0
<b>65850 Travel Certified - Out of State</b>		7,640	396	3,150	(2,754)
<b>65860 Travel Classified - Out of State</b>		1,155			0
<b>65870 Travel Non - Employee</b>		6,154		2,131	(2,131)
<b>65880 Meals</b>		6,933	200	2,398	(2,198)
<b>65890 Lodging</b>		20,053	2,615	7,331	(4,716)
<b>66100 General Supplies and Materials</b>		2,541,580	603,746	225,022	378,724
<b>66108 Food - Workshops/Meetings</b>		27,231		1,643	(1,643)

**North Little Rock School District  
Expenditures**

		<b>FY15 as of 6/30/2015</b>	<b>FY16 Annual Budget</b>	<b>FY16 as of 8/31/2015</b>	<b>FY16 Actual compared to FY16 Budget</b>
<b>Expenditures</b>					
66114	Supplies - Flooring	58,300		6,023	(6,023)
66119	Supplies - Hvac	1,989			0
66210	Natural Gas	318,098		7,047	(7,047)
66220	Electricity	1,255,037		216,621	(216,621)
66260	Gasoline	80,688		18,196	(18,196)
66265	Diesel	263,858		171	(171)
66300	Food - Sch Food Service Prgm	1,563,914		8,621	(8,621)
66410	Textbooks	82,140		12,262	(12,262)
66420	Library Books	25,648			0
66421	Electronic Library Books	3,725			0
66430	Periodicals	11,826		1,319	(1,319)
66431	Electronic Subscriptions	1,550			0
66440	Audiovisual Materials	1,326		162	(162)
66510	Software	301,459		96,032	(96,032)
66511	Technology Applications	60,596	213	213	0
66512	Tablet Computers	287,920			0
66520	Technology Supp Other	14,065		402	(402)
66526	Toner/Ink Cartridges	42,603		4,134	(4,134)
66527	Technology Supp <\$1000.00	824,355	4,886		4,886
66900	Other Supplies & Material	44,848		2,007	(2,007)
67310	Machinery	30,477			0
67320	Vehicles	6,475			0
67340	Technology Related Hardware	1,703,348	59,873	43,728	16,145
67350	Tech Software	16,584		307	(307)
67390	Other Equipment	17,759			0
68100	Dues and Fees	88,334	22,211	21,281	930
68100	Bond Fees	1,628,011			0
68102	Background Checks	7,941		1,154	(1,154)
68300	Interest	4,289,150		44,516	(44,516)
68400	Indirect Costs		1,507		1,507
68830	Property Tax	8,739			0
69100	Redemption of Principal	3,805,040			0
69410	Remittance to ADE – ARVA Studen	(84,964)		13,042	(13,042)
	Construction Projects from Bonds	89,900,755		17,033,961	(17,033,961)
<b>Total Other Exp</b>		<b>115,486,141</b>	<b>1,338,256</b>	<b>19,583,863</b>	<b>(18,245,607)</b>
<b>TOTAL EXPENSE</b>		<b>184,421,908</b>	<b>1,360,633</b>	<b>22,523,015</b>	<b>(21,162,383)</b>

09/09/15  
ACCOUNTING PERIOD: 2/16

NORTH LITTLE ROCK SCHOOL DISTRICT  
SUMMARY EXPENDITURE STATUS REPORT (BOARD FORMAT)

PAGE 1

SELECTION CRITERIA: 1=1 AND orgn.key\_orgn = expldgr.key\_orgn AND orgn.yr = expldgr.yr

ACCOUNT	TITLE	BUDGET	PERIOD EXPENDITURES	ENCUMBRANCES OUTSTANDING	YEAR TO DATE ENC + EXP	AVAILABLE BALANCE	YTD/ BUD
61110	CRT SALARY	16,111.44	750,136.36	.00	911,000.29	-894,888.85	5654.37
61120	CLS SALARY	.00	620,768.02	.00	1,172,762.21	-1,172,762.21	.00
61210	TEMP-CRT	.00	14,468.75	.00	46,637.50	-46,637.50	.00
61220	TEMP-CLS	.00	13,158.34	.00	29,955.21	-29,955.21	.00
61320	OVERTIME CLS	.00	29,302.24	.00	33,083.33	-33,083.33	.00
61510	ADD COMP CRT	.00	.00	.00	.00	.00	.00
61520	ADD COMP CLS	.00	.00	.00	.00	.00	.00
61610	WORKSHOPS CRT	.00	3,200.00	.00	3,200.00	-3,200.00	.00
61620	WORKSHOPS CLS	.00	6,195.00	.00	6,195.00	-6,195.00	.00
61710	CRT SUBS	.00	.00	.00	.00	.00	.00
61720	CLS SUBS	.00	4,002.50	.00	4,762.50	-4,762.50	.00
61810	CRT UNUSED SL	.00	.00	.00	.00	.00	.00
61820	CLS UNUSED SL	.00	5,755.00	.00	19,927.00	-19,927.00	.00
61920	CLS SEVERANCE	.00	6,000.00	.00	12,645.00	-12,645.00	.00
61930	EARLY RET INCENTIVE-CRT	.00	5,948.49	.00	.00	.00	.00
61940	EARLY RET INCENTIVE-CLS	.00	6,465.75	.00	20,431.77	-20,431.77	.00
62100	***GROUP INSURANCE	.00	.00	.00	23,276.70	-23,276.70	.00
62110	CRT GROUP INS	6,265.56	5,576.46	.00	6,555.37	-289.81	104.63
62120	CLS GROUP INS	.00	13,956.47	.00	21,884.26	-21,884.26	.00
62210	CRT SOC SEC	.00	47,797.96	.00	63,273.67	-63,273.67	.00
62220	CLS SOC SEC	.00	38,683.48	.00	72,680.28	-72,680.28	.00
62260	CRT MEDICARE	.00	11,211.60	.00	14,830.90	-14,830.90	.00
62270	CLS MEDICARE	.00	9,047.00	.00	16,997.74	-16,997.74	.00
62310	CRT TCH RET	.00	114,431.58	.00	150,512.58	-150,512.58	.00
62320	CLS TCH RET	.00	87,807.97	.00	164,896.73	-164,896.73	.00
62410	CRT TUIT REIMB	.00	.00	.00	.00	.00	.00
62420	CLS TUIT REIMB	.00	.00	.00	.00	.00	.00
62510	CRT UNEMP COMP	.00	.00	.00	.00	.00	.00
62520	CLS UNEMP COMP	.00	.00	.00	.00	.00	.00
62610	CRT WKR COMP	.00	.00	.00	.00	.00	.00
62620	CLS WKR COMP	.00	.00	.00	.00	.00	.00
62710	CRT HEALTH	.00	32,427.36	.00	38,383.74	-38,383.74	.00
62711	CRT PREM ASSISTANCE EBD	.00	1,333.97	.00	1,593.28	-1,593.28	.00
62720	CLS HEALTH	.00	46,692.04	.00	97,084.13	-97,084.13	.00
62721	CLS PREM ASSISTANCE EBD	.00	1,318.04	.00	2,661.43	-2,661.43	.00
62820	CLS PUB RET CONT	.00	591.71	.00	1,201.78	-1,201.78	.00
62910	OTH BEN CRT	.00	666.66	.00	7,866.66	-7,866.66	.00
62920	OTH BEN CLS	.00	330.64	.00	853.69	-853.69	.00
63110	STAFF SERV	.00	.00	.00	.00	.00	.00
63120	MANAGEMENT SERV	.00	.00	.00	.00	.00	.00
63130	BOARD OF ED SERV	.00	.00	.00	1,001,647.88	-1,001,647.88	.00
63200	*** PROF-EDUCATIONAL	.00	.00	.00	.00	.00	.00
63210	INSTRUCTION SERV	1,000.00	.00	.00	.00	1,000.00	.00
63220	CRT SUBSTITUTE PUR SVC	.00	.00	.00	.00	.00	.00
63221	CLS SUBSTITUTE PUR SVC	.00	10,835.00	10,558.41	69,432.11	-69,432.11	.00
63230	CONSULTING EDUCATIONAL	.00	21,508.00	.00	21,560.69	-21,560.69	.00
63240	P/S: STUDENT ASSESSMENT	.00	.00	.00	.00	.00	.00
63300	*** PROF DEV	.00	.00	.00	.00	.00	.00
63310	PD-CRT	25,268.00	5,588.00	6,169.00	170,360.00	-145,092.00	674.21
63320	PD- CLS	.00	570.52	250.00	820.52	-820.52	.00
63410	PUPIL SERV	.00	.00	.00	.00	.00	.00
63431	FIN AUDITS	.00	.00	.00	.00	.00	.00

09/09/15 NORTH LITTLE ROCK SCHOOL DISTRICT  
 ACCOUNTING PERIOD: 2/16 SUMMARY EXPENDITURE STATUS REPORT (BOARD FORMAT)  
 SELECTION CRITERIA: 1=1 AND orgn.key\_orgn = expdgr.key\_orgn AND orgn.yr = expdgr.yr

PAGE 2

ACCOUNT	TITLE	BUDGET	PERIOD EXPENDITURES	ENCUMBRANCES OUTSTANDING	YEAR TO DATE ENC + EXP	AVAILABLE BALANCE	YTD/ BUD
63440	LEGAL	.00	.00	.00	.00	.00	.00
63441	LEGAL DEFENSE	134,000.00	4,818.60	123,137.00	137,614.00	-3,614.00	102.70
63442	LEGAL PLAINTIFF SUE ST	.00	.00	.00	.00	.00	.00
63443	LEGAL PLAINTIFF NT SUE ST	15,000.00	.00	15,000.00	15,000.00	.00	100.00
63444	LEGAL CONTRACTS	.00	.00	.00	.00	.00	.00
63445	LEGAL RESEARCH-OPINION	.00	.00	.00	.00	.00	.00
63460	INFORMATION TECH	.00	.00	.00	.00	.00	.00
63470	ARCHITECT	.00	.00	.00	.00	.00	.00
63480	SECURITY	.00	9,686.60	210.00	9,896.60	-9,896.60	.00
63490	OTHER PROF SERV	.00	9,002.05	6,057.47	19,987.44	-19,987.44	.00
63491	SECURITY	.00	.00	.00	.00	.00	.00
63530	SOFTWARE MAINT & SUPPORT	.00	70,571.33	21,612.83	92,184.16	-92,184.16	.00
63590	OTHER TECH SERV	.00	19,072.78	2,192.42	25,265.20	-25,265.20	.00
63591	DRUG TESTING	.00	1,164.56	3,768.44	6,005.00	-6,005.00	.00
63900	OTH PROF/TECH SERV	4,314.00	594,694.03	189,734.44	1,051,506.57	-1,047,192.57	*****
64110	WATER/SEWER	.00	7,413.22	.00	31,211.03	-31,211.03	.00
64210	DISPOSAL/SANATATION	.00	10,611.37	1,833.09	21,211.99	-21,211.99	.00
64231	PEST CONTROL	.00	1,519.00	14,463.10	15,982.10	-15,982.10	.00
64240	LAWN CARE	.00	5,177.16	6,745.08	11,922.24	-11,922.24	.00
64310	NON TECH REP/MAINT	.00	12,221.15	65,216.44	80,385.60	-80,385.60	.00
64320	TECH REP/MAINT	.00	.00	.00	.00	.00	.00
64410	LAND & BLDGS	.00	.00	.00	1,215.51	-1,215.51	.00
64420	EQUIP & VEHICLES	.00	89.53	3,604.79	3,918.24	-3,918.24	.00
64421	TRANSPORTATION	14,205.00	.00	.00	.00	14,205.00	.00
64430	COPIER/COMP LEASE	369,449.00	8,009.00	356,388.48	369,448.16	.84	100.00
64500	CONSTRUCT SERV	.00	8,489,691.18	2,705,220.93	16,446,021.84	-16,446,021.84	.00
64900	OTH PUR PROP SERV	.00	.00	.00	.00	.00	.00
65210	PROPERTY INS	.00	.00	.00	514,665.65	-514,665.65	.00
65220	LIABILITY INS	.00	.00	.00	.00	.00	.00
65240	FLEET INS	.00	.00	.00	111,638.00	-111,638.00	.00
65250	ACCIDENT INS FOR STUDENTS	.00	.00	.00	29,880.00	-29,880.00	.00
65290	OTHER INS	.00	.00	.00	.00	.00	.00
65300	***COMMUNICATIONS	.00	154.61	.00	154.61	-154.61	.00
65310	TELEPHONE	82,000.00	37,915.84	68,485.87	113,729.40	-31,729.40	138.69
65320	POSTAGE	.00	1,062.52	.00	10,267.29	-10,267.29	.00
65330	INTERNET	.00	.00	.00	.00	.00	.00
65331	BROADBAND	.00	249,243.21	.00	249,847.49	-249,847.49	.00
65400	ADVERTISING	.00	11,393.10	3,964.80	15,410.69	-15,410.69	.00
65500	PRINTING & BINDING	1,000.00	2,299.68	10,584.16	14,225.51	-13,225.51	1422.55
65610	TO LEA WITHIN ST	.00	322,779.68	.00	322,779.68	-322,779.68	.00
65630	TO PRIVATE SCHOOLS	.00	.00	.00	.00	.00	.00
65690	OTHER TUITION	110,172.46	3,000.00	3,000.00	6,000.00	104,172.46	5.45
65810	TRAVEL CRT	.00	87.91	2,556.35	3,080.96	-3,080.96	.00
65820	TRAVEL CLS	.00	.00	.00	29.49	-29.49	.00
65830	TRVL CRT-OUT DIST	290.00	1,230.71	169.50	2,106.47	-1,816.47	726.37
65840	TRVL CLS OUT DIST	.00	.00	.00	.00	.00	.00
65850	TRVL CRT OUT ST	646.00	2,615.01	230.16	3,379.73	-2,733.73	523.18
65860	TRVL CLS OUT ST	.00	.00	172.70	172.70	-172.70	.00
65870	TRAVEL NON EMP	.00	1,348.51	1,990.20	5,082.10	-5,082.10	.00
65880	MEALS	355.00	750.33	519.16	2,986.49	-2,631.49	841.26
65890	LODGING	3,193.00	2,848.52	5,957.80	14,056.39	-10,863.39	440.23
66100	GEN SUPPLIES	665,133.17	166,855.79	606,430.05	831,451.72	-166,318.55	125.01

09/09/15 NORTH LITTLE ROCK SCHOOL DISTRICT  
 ACCOUNTING PERIOD: 2/16 SUMMARY EXPENDITURE STATUS REPORT (BOARD FORMAT)  
 SELECTION CRITERIA: 1=1 AND orgn.key\_orgn = expdgr.key\_orgn AND orgn.yr = expdgr.yr

ACCOUNT	TITLE	BUDGET	PERIOD EXPENDITURES	ENCUMBRANCES OUTSTANDING	YEAR TO DATE ENC + EXP	AVAILABLE BALANCE	YTD/ BUD
66107	SUPPLIES 500-999.99	.00	.00	.00	.00	.00	.00
66108	FOOD-WORKSHOPS/MEETINGS	.00	1,443.08	2,156.94	3,800.02	-3,800.02	.00
66114	SUPPLIES-FLOORING	.00	6,023.17	60,068.42	66,091.59	-66,091.59	.00
66115	SUPPLIES-ROOFING	.00	.00	.00	.00	.00	.00
66119	SUPPLIES-HVAC	.00	.00	.00	.00	.00	.00
66210	NAT GAS	.00	2,150.83	.00	7,046.89	-7,046.89	.00
66220	ELECTRICITY	.00	116,534.14	.00	216,621.25	-216,621.25	.00
66260	GASOLINE	.00	18,114.96	63,347.19	81,543.68	-81,543.68	.00
66265	DIESEL	.00	.00	.00	171.45	-171.45	.00
66300	FOOD	.00	8,620.66	642,379.34	651,000.00	-651,000.00	.00
66410	TEXTBOOKS	.00	11,728.71	146,004.93	158,267.14	-158,267.14	.00
66411	ETEXTBOOKS	.00	.00	27,750.00	27,750.00	-27,750.00	.00
66420	LIBRARY BOOKS	.00	.00	.00	.00	.00	.00
66421	E LIBRARY BOOKS	.00	.00	.00	.00	.00	.00
66430	PERIODICALS	.00	.00	.00	1,318.50	-1,318.50	.00
66431	E SUBSCRIPTIONS	.00	162.45	.00	162.45	-162.45	.00
66440	AUDIOVISUAL MATERIALS	.00	2,695.00	251,331.76	347,363.62	-347,263.62	100.00
66510	SOFTWARE	100.00	.00	.00	213.00	.00	.00
66511	TECHNOLOGY APPS	213.00	.00	.00	.00	.00	.00
66512	TABLET COMPUTERS	.00	401.70	4,252.98	4,252.98	-4,252.98	.00
66520	TECH SUPP OTHER	.00	.00	2,207.88	2,609.58	-2,609.58	.00
66521	TECH SUPP <\$1000.0 (INSUR)	.00	.00	.00	.00	.00	.00
66526	TONER/INK CARTRIDGES	.00	4,133.77	8,827.05	12,960.82	-12,960.82	.00
66527	TECH SUPP <\$1000.00	4,886.00	562,806.40	222,562.41	786,458.81	-781,572.81	100.00
66900	OTHER SUPPLIES & MATERIAL	.00	.00	.00	2,007.25	-2,007.25	.00
67100	LAND & IMPROVEMENTS	.00	.00	.00	.00	.00	.00
67310	MACHINERY	.00	.00	.00	.00	.00	.00
67320	VEHICLES	.00	.00	.00	.00	.00	.00
67330	FURNITURE & FIXTURES	.00	955,902.43	1,466,913.09	2,423,008.72	-2,423,008.72	.00
67340	TECH REL HARDWARE	59,872.50	993,045.48	469,860.73	1,462,906.21	-1,403,033.71	2443.37
67341	TECH REL HARDWARE (INSUR)	.00	.00	25,732.88	25,732.88	-25,732.88	.00
67350	TECH SOFTWARE	.00	307.25	.00	307.25	-307.25	.00
67390	OTHER EQUIPMENT	.00	.00	1,668.51	1,668.51	-1,668.51	.00
68100	DUES AND FEES	17,211.00	2,750.00	1,288.25	22,569.61	-5,358.61	131.13
68102	BACKGROUND CHECKS	.00	1,154.00	.00	1,154.00	-1,154.00	.00
68200	JUDGMENTS AGAINST LEA	.00	.00	.00	.00	.00	.00
68300	INTEREST	.00	44,515.98	222,579.90	267,095.88	-267,095.88	.00
68400	INDIRECT COST	1,507.00	.00	.00	1,507.00	-1,507.00	.00
68600	PENALTIES & INTEREST	.00	.00	.00	.00	.00	.00
68700	OUT OF COURT SETTLEMENTS	.00	.00	.00	.00	.00	.00
68800	TAXES	.00	.00	.00	.00	.00	.00
68820	IMPROVEMENT TAX	.00	.00	.00	.00	.00	.00
68830	PROPERTY TAX	.00	.00	.00	.00	.00	.00
68900	MISC EXPENDITURES	.00	.00	.00	.00	.00	.00
68999	ALLOC CHARGES	.00	.00	.00	.00	.00	.00
69100	REDEMPTION OF PRINCIPAL	.00	.00	.00	.00	.00	.00
69310	TO SALARY FUND	.00	742,335.55	.00	964,002.92	-964,002.92	.00
69320	TO OPERATING FUND	.00	.00	.00	.00	.00	.00
69321	TO FUND 2000	.00	.00	.00	.00	.00	.00
69330	TO BUILDING FUND	.00	.00	.00	.00	.00	.00
69340	TO DEBT SERVICE FUND	.00	.00	.00	.00	.00	.00
69350	TO CAPITAL OUTLAY FUND	.00	.00	.00	.00	.00	.00

09/09/15 NORTH LITTLE ROCK SCHOOL DISTRICT  
 ACCOUNTING PERIOD: 2/16 SUMMARY EXPENDITURE STATUS REPORT (BOARD FORMAT)  
 SELECTION CRITERIA: 1=1 AND orgn.key\_orgn = expledgr.key\_orgn AND orgn.yr = expledgr.yr

ACCOUNT	- - - - TITLE - - - -	BUDGET	PERIOD EXPENDITURES	ENCUMBRANCES OUTSTANDING	YEAR TO DATE ENC + EXP	AVAILABLE BALANCE	YTD/ BUD
69360	TO FEDERAL GRANTS FUND	.00	.00	.00	.00	.00	.00
69370	TO STUDENT ACTIVITY FUND	12,628.81	1,175.27	.00	58,554.06	-45,925.25	463.65
69380	TO FOOD SERVICE FUND	.00	.00	.00	.00	.00	.00
69400	PROGRAM FUNDING RETURN	.00	.00	.00	.00	.00	.00
69410	AR VIRTUAL STUDENTS	.00	.00	.00	13,042.00	-13,042.00	.00
TOTAL REPORT		1,544,820.94	15,433,922.72	8,862,802.81	32,408,375.07	-30,863,554.13	2097.87

NORTH LITTLE ROCK SCHOOL DISTRICT  
SUMMARY REVENUE STATUS REPORT (BOARD FORMAT)

09/09/15  
ACCOUNTING PERIOD: 2/16

SELECTION CRITERIA: 1=1 AND orgn.key\_orgn = revldgr.key\_orgn AND account.acct = revldgr.account

ACCOUNT	TITLE	BUDGET	PERIOD RECEIPTS	RECEIVABLES	YEAR TO DATE REVENUE	AVAILABLE BALANCE	YTD/ BUD
11110	PROPERTY TAXES-CURRENT	.00	.00	.00	.00	.00	.00
11120	PROPERTY TAX-40% BY 6/30	.00	.00	.00	1,183,265.74	-1,183,265.74	.00
11140	PROPERTY TAX-DELINQUENT	.00	.00	.00	87,619.07	-87,619.07	.00
11150	EXCESS COMMISSION	.00	.00	.00	.00	.00	.00
11160	LAND REDEMP-IN STATE SALE	.00	.00	.00	4,134.36	-4,134.36	.00
11400	PENALTIES/INTEREST ON TAX	.00	.00	.00	.00	.00	.00
13120	SUMMER SCHOOL	.00	-120.00	.00	265.00	-265.00	.00
13122	TUITION DRIVERS ED	.00	.00	.00	.00	.00	.00
13140	DAY CARE	.00	8,492.00	.00	20,574.50	-20,574.50	.00
13190	OTHER PROGRAMS	.00	.00	.00	.00	.00	.00
15100	INTEREST ON INVESTMENTS	.00	.00	.00	4,870.62	-4,870.62	.00
15900	OTHER EARNINGS INVESTMENT	.00	.00	.00	.00	.00	.00
16210	STUDENT	.00	.00	.00	221.00	-221.00	.00
16215	A LA CARTE INCOME	.00	.00	.00	.00	.00	.00
16220	ADULT	.00	.00	.00	.00	.00	.00
16300	SPECIAL FUNCTIONS	.00	.00	.00	.00	.00	.00
16400		.00	.00	.00	.00	.00	.00
16900	OTHER FOOD SVS REVENUE	.00	.00	.00	1,060.13	-1,060.13	.00
17110	ATHLETICS	.00	.00	.00	.00	.00	.00
17200	SALES	.00	5,133.90	.00	15,226.82	-15,226.82	.00
17500	ENTERPRISE ACTIVITIES	.00	.00	.00	215.61	-215.61	.00
17900	OTHER STDNT ACTIVITY REV	.00	4,991.61	.00	4,991.61	-4,991.61	.00
19120	OTHER RENT-LAND OWNED LEA	.00	2,550.00	.00	5,100.00	-5,100.00	.00
19130	LEA BUILDS & FACILITIES	.00	.00	.00	800.00	-800.00	.00
19131	STADIUM SEAT RENTAL	.00	.00	.00	.00	.00	.00
19200	PRIVATE CONTRIBUTIONS	.00	375.00	.00	375.00	-375.00	.00
19300	SALES OF SUPPLIES & MATER	.00	.00	.00	.00	.00	.00
19510	OTHER LEA WITHIN STATE	.00	.00	.00	.00	.00	.00
19800	REFUNDS OF PRIOR YR EXPEN	.00	1,723.86	.00	3,161.85	-3,161.85	.00
19900	MISC REV FR LOCAL SOURCES	.00	11,374.94	.00	20,315.70	-20,315.70	.00
21200	SEVERANCE TAX	.00	.00	.00	2,512.16	-2,512.16	.00
21900	OTHER REV FR COUNTY	.00	-1,897.51	.00	-1,897.51	1,897.51	.00
31101	FOUNDATION FUNDING	.00	.00	.00	.00	.00	.00
31103	98% TAX COLLECT RATE GUAR	.00	.00	.00	.00	.00	.00
31450	STUDENT GROWTH FUNDING	.00	.00	.00	.00	.00	.00
31460	DECLINING ENROLLMENT	.00	.00	.00	.00	.00	.00
31900	OTHER	.00	.00	.00	.00	.00	.00
32211	READING PROGRAMS	.00	.00	.00	.00	.00	.00
32219	EISENHOWER MATH/SCIENCE	.00	.00	.00	.00	.00	.00
32227	COLLEGE PREP ENRICH PGM	.00	.00	.00	.00	.00	.00
32232	PROGRESS AWARDS	.00	.00	.00	.00	.00	.00
32250	PATHWISE MENTORING GRANT	.00	.00	.00	.00	.00	.00
32251	CWIP GRANT	.00	.00	.00	.00	.00	.00
32253	PATHWISE MENTOR TRAINING	.00	.00	.00	883.05	-883.05	.00
32256	PROFESSIONAL DEV. ACT 59	.00	.00	.00	.00	.00	.00
32260	AR GAME & FISH ACT 799	.00	.00	.00	.00	.00	.00
32290	OTHER GRANTS AND AID	.00	.00	.00	.00	.00	.00
32310	HAND CHILD-SUPV/EXTEND YR	.00	.00	.00	.00	.00	.00
32314	SE ESY	.00	4,736.00	.00	4,736.00	-4,736.00	.00
32340	HAND-RESIDENT TREATMENT	.00	.00	.00	.00	.00	.00
32350	EARLY CHLD SP ED	.00	.00	.00	.00	.00	.00
32355	SE CAT LOSS FUNDING	.00	.00	.00	.00	.00	.00



09/09/15

ACCOUNTING PERIOD: 2/16

NORTH LITTLE ROCK SCHOOL DISTRICT  
SUMMARY REVENUE STATUS REPORT (BOARD FORMAT)

PAGE 2

SELECTION CRITERIA: 1=1 AND orgn.key\_orgn = revldedgr.key\_orgn AND account.acct = revldedgr.account

ACCOUNT	TITLE	BUDGET	PERIOD RECEIPTS	RECEIVABLES	YEAR TO DATE REVENUE	AVAILABLE BALANCE	YTD/ BUD
32360	EXCEPTIONAL CHILD GRANT	.00	.00	.00	.00	.00	.00
32361	GT ADVANCED PLACEMENT	.00	.00	.00	.00	.00	.00
32364	IB EXAMS-FEES	.00	.00	.00	.00	.00	.00
32370	ALT LEARNING ENVIRONMENT	.00	.00	.00	.00	.00	.00
32371	LIMITED ENGLISH PROFICIEN	.00	.00	.00	.00	.00	.00
32381	NSLA ACT 59	.00	.00	.00	.00	.00	.00
32430	COORD COMP WF ED SP NEEDS	.00	.00	.00	.00	.00	.00
32480	VOC NEW PGM START-UP	.00	.00	.00	.00	.00	.00
32520	MATCHING (STATE)	.00	.00	.00	.00	.00	.00
32710	AR BETTER CHANCE(ABC)GRNT	.00	274,104.00	.00	344,568.00	-344,568.00	.00
32740	INFANT/TODDLER PROGRAM	.00	.00	.00	.00	.00	.00
32745	SMART START/LITERACY	.00	.00	.00	.00	.00	.00
32812	MAJORITY-MINORITY	.00	.00	.00	.00	.00	.00
32813	TRANSPORTATION	.00	.00	.00	.00	.00	.00
32814	TR AND INS COURT STLMENT	.00	.00	.00	.00	.00	.00
32903	DESEG LAWSUIT	.00	.00	.00	.00	.00	.00
32904	DESEG SETTLEMENT	.00	694,758.00	.00	1,389,516.00	-1,389,516.00	.00
32912	GENERAL FACILITIES	.00	.00	.00	.00	.00	.00
32915	DEBT SERVICE FUNDING	.00	.00	.00	.00	.00	.00
32916	DHS HUMAN SV WKR INITIATI	.00	.00	.00	70,351.00	-70,351.00	.00
32924	PARTNERSHIP ACAD FACILITI	.00	.00	.00	.00	.00	.00
32931	BROADBAND PROJECT	.00	.00	.00	2,337,573.19	-2,337,573.19	.00
43119	INNOVAT APPROACHES TO LIT	.00	.00	.00	.00	.00	.00
43160	ROTC	.00	.00	.00	.00	.00	.00
43181	21ST CENTURY COMM L C	.00	8,027.60	.00	14,485.64	-14,485.64	.00
45110	ESEA CH1 COMP(R) 100-297	.00	.00	.00	.00	.00	.00
45114	TITL I SCH IMPV GRT 1003	.00	.00	.00	.00	.00	.00
45129	ED JOBS FEE ARR	.00	.00	.00	.00	.00	.00
45140	SBMHAA HOMELESS ASSIS ACT	.00	.00	.00	.00	.00	.00
45166	HIV/STD PREVENTION	.00	.00	.00	.00	.00	.00
45310	VOC BASIC GRNT-ENTITLEMNT	.00	.00	.00	.00	.00	.00
45311	VOC-LEADERSHIP PROJECT	.00	.00	.00	.00	.00	.00
45318	VOC-SUPP GRNTS-IMPROV ACT	.00	.00	.00	.00	.00	.00
45510	SL 4 LUNCHESES-TYPE A	.00	.00	.00	252,275.20	-252,275.20	.00
45511	DHS LUNCH REIMBURSEMENT	.00	.00	.00	.00	.00	.00
45512	SL-4 LUNCH REIMBURSEMENT	.00	.00	.00	5,432.16	-5,432.16	.00
45520	SL 11 LUNCH-FREE/REDUCED	.00	.00	.00	97,843.81	-97,843.81	.00
45540	SNACK REIMB THRU ADE	.00	.00	.00	5,434.96	-5,434.96	.00
45541	DHS SNACK REIMBURSEMENT	.00	.00	.00	.00	.00	.00
45561	REG COMMODITIES (DHS)	.00	.00	.00	.00	.00	.00
45562	COMMODITIES FFVP	.00	.00	.00	.00	.00	.00
45612	IDEA VIB AREA SERVICES	.00	.00	.00	.00	.00	.00
45613	IDEA VIB PASS THROUGH	.00	.00	.00	.00	.00	.00
45630	EARLY CHILD-DISAD INDIVID	.00	.00	.00	197.60	-197.60	.00
45650	NEW MEDICAID CODE2014	.00	146.44	.00	769.66	-769.66	.00
45679	MEDICAID FOR PRE SCHOOL	.00	.00	.00	.00	.00	.00
45810	1003G SCH IMPRV	.00	.00	.00	.00	.00	.00
45910	MEDICAID REIMBURSEMENT	.00	.00	.00	.00	.00	.00
45913	ARMAC MEDICAID ADM CLAIM	.00	.00	.00	.00	.00	.00
45916	PERSONAL CARE	.00	.00	.00	.00	.00	.00
45917	VISION & HEARING	.00	.00	.00	.00	.00	.00
45918	AUDIOLOGY	.00	.00	.00	.00	.00	.00

NORTH LITTLE ROCK SCHOOL DISTRICT  
SUMMARY REVENUE STATUS REPORT (BOARD FORMAT)

09/09/15  
ACCOUNTING PERIOD: 2/16

SELECTION CRITERIA: 1=1 AND orgn.key\_orgn = revldgr.key\_orgn AND account.acct = revldgr.account

ACCOUNT	TITLE	BUDGET	PERIOD RECEIPTS	RECEIVABLES	YEAR TO DATE REVENUE	AVAILABLE BALANCE	YTD/ BUD
45925	IMPROVING TEACH QUALITY	.00	.00	.00	.00	.00	.00
45935	ENGLISH LANG ACQUISITION	.00	.00	.00	.00	.00	.00
45980	AIDS EDUCATION ACT	.00	.00	.00	.00	.00	.00
45996	FED WRKFRCE TITLE I B	.00	.00	.00	.00	.00	.00
51100	BONDED INDEBTEDNESS	.00	.00	.00	.00	.00	.00
51800	REFUNDING SAVINGS	.00	.00	.00	.00	.00	.00
51999	AUDIT ADJUST PR YR	.00	.00	.00	.00	.00	.00
52200	TRANS FROM OPERATING FUND	.00	742,335.55	.00	964,002.92	-964,002.92	.00
52201	TRANS FROM 2001	.00	.00	.00	.00	.00	.00
52300	TRANS FROM BUILDING FUND	.00	.00	.00	.00	.00	.00
52400	TRANS FROM DEBT SERV FUND	.00	.00	.00	.00	.00	.00
52500	TRANS FROM CAPITAL OUTLAY	.00	.00	.00	.00	.00	.00
52600	TRANS FROM FEDERAL GRANTS	.00	.00	.00	.00	.00	.00
52700	TRANS FROM STUDENT ACTVTY	.00	1,175.27	.00	57,834.06	-57,834.06	.00
52800	TRANS FROM FOOD SERVICE	.00	.00	.00	.00	.00	.00
52900	INDIRECT COST REIMB	.00	.00	.00	.00	.00	.00
53100	SALE OF EQUIPMENT	.00	.00	.00	.00	.00	.00
53200	SALE OF BUILD & GROUNDS	.00	.00	.00	.00	.00	.00
53400	COMPEN-LOSS FIXED ASSETS	.00	.00	.00	500.00	-500.00	.00
53410	INSURANCE REIMB	.00	.00	.00	.00	.00	.00
TOTAL REPORT		.00	1,757,906.66	.00	6,899,214.91	-6,899,214.91	.00

ARKANSAS PUBLIC SCHOOL COMPUTER NETWORK  
 DATE: 09/09/2015  
 TIME: 10:13:15

NORTH LITTLE ROCK SCHOOL DISTRICT  
 DETAILED STATEMENT OF CHANGES IN FUND BALANCES  
 FOR PERIODS 1 THROUGH 2 OF 16

PAGE NUMBER: 1  
 MODULE NUM: STAINM9AR

SELECTION CRITERIA: ALL

FUND/SF	FUND TITLE	BEG BALANCE	REVENUE	NON-REVENUE	NON-EXPEND	EXPENDITURES	END BALANCE
0001	DISBURSEMENT FUND	.00	.00	.00	.00	.00	.00
TOTAL NO	FUND GROUP TITLE	.00	.00	.00	.00	.00	.00
1000	TEACHER SALARY FUND	.00	.00	777,981.62	.00	777,981.62	.00
1001	UNREST OPER	.00	.00	.00	.00	.00	.00
1045	SUMMER SCHOOL	.00	.00	.00	.00	.00	.00
1050	CAMP ROBINSON	.00	.00	1,514.04	.00	1,514.04	.00
1053	GT SUM QUEST	.00	.00	7,650.00	.00	7,650.00	.00
1090	YALE 21ST CENT	.00	.00	.00	.00	.00	.00
1223	PROF DEV	.00	.00	.00	.00	.00	.00
1227	CPEP	.00	.00	.00	.00	.00	.00
1229	NBPTS START-UP GRANT	.00	.00	.00	.00	.00	.00
1232	HIGH GAINS RATING	.00	.00	.00	.00	.00	.00
1240	ESY SE	.00	.00	7,556.42	.00	7,556.42	.00
1244	ESY	.00	.00	.00	.00	.00	.00
1246	PRO QLTY INDUCTION P	.00	.00	600.00	.00	600.00	.00
1260	EARLY CHILDHOOD SPEC	.00	.00	3,968.00	.00	3,968.00	.00
1265	CATASTROPHIC	.00	.00	.00	.00	.00	.00
1275	ALT LEARNING	.00	.00	36,501.62	.00	36,501.62	.00
1276	ENGLISH LANGUAGE LEA	.00	.00	7,655.70	.00	7,655.70	.00
1281	NSLA	.00	.00	62,658.83	.00	62,658.83	.00
1290	CWIP GRANT	.00	.00	.00	.00	.00	.00
1365	ABC-AR BETTER CHANCE	.00	.00	840.00	.00	840.00	.00
1380	DHS/INFANT TODDLER P	.00	.00	1,640.00	.00	1,640.00	.00
1381	SMART START LITERACY	.00	.00	.00	.00	.00	.00
1387	M-TO-M INCENTIVE	.00	.00	55,436.69	.00	55,436.69	.00
TOTAL	TEACHER SALARY FUND	.00	.00	964,002.92	.00	964,002.92	.00
2000	OPERATING FUND	2,486,384.80	.00	.00	777,981.62	3,419,596.31	-1,711,193.13
2001	UNREST OTH GEN OP FU	9,187,301.83	1,378,944.42	500.00	13,042.00	7,287.21	10,546,417.04
2002	PK UAMS	.00	.00	.00	.00	.00	.00
2003	PK EXT DAY	.00	.00	.00	.00	252.43	-252.43
2004	TARGET-REDWOOD	.00	.00	.00	.00	.00	.00
2005	CW EXT DAY	3,914.99	20,574.50	.00	.00	44,738.44	-20,248.95
2006	DHS-BRADBOLDING	.00	.00	.00	.00	.00	.00
2015	JAG-ARGENTIA	.00	.00	.00	.00	.00	.00
2045	SUMMER SCHOOL	14,570.00	240.00	.00	.00	.00	14,810.00
2046	READ REC GRANT	.00	.00	.00	.00	.00	.00
2050	CAMP ROB WRK PGM	8,682.05	1,250.00	.00	.00	3,427.79	4,990.22
2053	GT SUM QUEST	7,183.22	25.00	.00	1,514.04	1,656.23	-2,098.01
2072	AR HERITAGE GRANT PV	.00	.00	.00	7,650.00	.00	.00
2074	AR COMM FOUN	.00	.00	.00	.00	.00	.00
2075	ARK ARTS COUNCIL	.00	.00	.00	.00	.00	.00
2084	I3 READ RECOV GRNT	5,467.30	.00	.00	.00	418.46	5,048.84
2090	YALE 21ST CENT	.00	.00	.00	.00	.00	.00
2105	CW EXT DAY	.00	.00	.00	.00	.00	.00
2217	STU GROWTH	.00	.00	.00	.00	.00	.00
2218	DECLINING ENROLLMENT	.00	.00	.00	.00	.00	.00
2223	PROF DEV	.00	.00	.00	.00	136,194.89	-136,194.89
2225	EAST	.00	.00	.00	.00	.00	.00

SELECTION CRITERIA: ALL

FUND/SF	FUND TITLE	BEG BALANCE	REVENUE	NON-REVENUE	NON-EXPEND	EXPENDITURES	END BALANCE
2227	CPEP-COLLEGE PREP EN	.00	.00	.00	.00	.00	.00
2229	NBPTS START UP GRANT	.00	.00	.00	.00	.00	.00
2232	HIGH GAINS RATING	.00	.00	.00	.00	.00	.00
2240	CHILD W/DIS	.00	.00	.00	.00	1,916.96	-9,473.38
2244	SE-ESY	7,477.75	4,736.00	.00	7,556.42	15,804.07	-3,590.32
2246	PRO QLTY IND PGM	.00	.00	.00	600.00	129.90	-729.90
2250	RESID TREAT W/O DISA	.00	.00	.00	.00	.00	.00
2255	RESID TREAT W/DISAB	14,422.21	.00	.00	.00	.00	14,422.21
2260	EC SE	.00	.00	.00	.00	859.08	-4,827.08
2265	SE CATASTROPHIC	219,280.85	.00	.00	.00	.00	219,280.85
2270	GT ACT 56 PGM AWARD	.00	.00	.00	.00	.00	.00
2271	GT ADVANCE PLACEMENT	7,898.39	.00	.00	.00	.00	7,898.39
2275	ALE	.00	.00	.00	.00	.00	.00
2276	ELL	.00	.00	.00	.00	.00	.00
2281	NSLA	506,627.65	.00	.00	36,501.62	19,512.58	-56,014.20
2290	CIWP GRANT	4,252.35	.00	.00	7,655.70	2,061.64	-9,717.34
2300	COORD COMP WORK	15,065.41	.00	.00	62,658.83	145,539.06	298,429.76
2340	CTE STARTUP GRANT	.00	.00	.00	.00	.00	4,252.35
2365	ABC-AR BETTER CHANCE	.00	344,568.00	.00	.00	21,099.29	-21,099.29
2380	DHS INFANT/TODDLER P	.00	.00	.00	840.00	11,736.70	331,991.30
2381	SMART START LITERACY	.00	.00	.00	1,640.00	3,749.12	-5,389.12
2383	SM STRT-LIT STF DEV	.00	.00	.00	.00	.00	.00
2387	M-TO-M REVENUE INCEN	.00	1,389,516.00	.00	.00	.00	.00
2388	MAGNET/M-TO-M TRANSP	.00	.00	.00	55,436.69	26,841.04	1,307,238.27
2392	GEN FACILITIES FUNDI	48,184.55	.00	.00	.00	61,706.81	-61,706.81
2394	DEBT SERVICE SUPPLEM	.00	.00	.00	.00	.00	.00
2395	DHS HUMAN SVC WRK IN	.00	.00	.00	.00	.00	.00
2399	OTH GRANTS/AID STATE	.00	.00	.00	.00	.00	.00
2903	PATHWISE MENTOR TRG	.00	883.05	.00	.00	.00	883.05
2931	BROADBAND PROJECT	265,947.11	.00	.00	.00	.00	265,947.11
2995	SOFT DRINK ACCOUNT	.00	.00	.00	.00	.00	.00
TOTAL	OPERATING FUND	12,802,660.46	3,140,736.97	500.00	977,044.92	3,924,528.01	11,042,324.50
3000	BUILDING FUND	23,246,626.26	.00	.00	.00	.00	23,246,626.26
3001	BLD FUND-CONSTR ACCT	.00	.00	.00	.00	.00	.00
3002	BLD FUND-TCB CD	254,804.10	.00	.00	.00	.00	254,804.10
3003	BLD FUND-CONSTR ACCT	46,473,125.65	14.94	.00	.00	17,033,961.09	29,439,179.50
3300	BONDS REFUND	1,904,935.02	.00	.00	.00	.00	1,904,935.02
3403	ACAD FAC TRANSITIONA	.00	.00	.00	.00	.00	.00
3404	ACAD FAC PARTNERSHIP	.00	2,337,573.19	.00	.00	.00	2,337,573.19
TOTAL	BUILDING FUND	71,879,491.03	2,337,588.13	.00	.00	17,033,961.09	57,183,118.07
4000	DEBT SERVICE FUND	.00	.00	.00	.00	44,515.98	-44,515.98
TOTAL	DEBT SERVICE FUND	.00	.00	.00	.00	44,515.98	-44,515.98
5000	CAPITAL OUTLAY FUND	181,501.34	.00	.00	.00	.00	181,501.34
TOTAL	CAPITAL OUTLAY FUND	181,501.34	.00	.00	.00	.00	181,501.34
6406	IMPR LIT THRU LIBRAR	.00	.00	.00	.00	.00	.00
6409	INNOVATE LITERACY GR	.00	.00	.00	.00	.00	.00

NORTH LITTLE ROCK SCHOOL DISTRICT  
 DETAILED STATEMENT OF CHANGES IN FUND BALANCES  
 FOR PERIODS 1 THROUGH 2 OF 16

SELECTION CRITERIA: ALL

FUND/SF	FUND TITLE	BEG BALANCE	REVENUE	NON-REVENUE	NON-EXPEND	EXPENDITURES	END BALANCE
6430	ROTC	89,238.90	14,485.64	.00	.00	9,694.24	94,030.30
6441	TITLE IV-B 21ST CENT	.00	.00	.00	.00	.00	.00
6466	EMERG IMPACT AID PGM	.00	.00	.00	.00	.00	.00
6501	CHAPTER I	.00	.00	.00	.00	125,359.53	-125,359.53
6505	TITL I SCH IMPV GRT	.00	.00	.00	.00	.00	.00
6511	ESEA STABILIZATION A	.00	.00	.00	.00	.00	.00
6516	TITLE I A-ARRA	.00	.00	.00	.00	.00	.00
6517	TITLE I SCH IMPR-ARR	.00	.00	.00	.00	.00	.00
6519	ED JOBS FUND ARRA	.00	.00	.00	.00	.00	.00
6520	TITLE V-A INNOV PGMS	.00	.00	.00	.00	.00	.00
6523	TITLE I READING FIRS	.00	.00	.00	.00	.00	.00
6530	HOMELESS	13,279.86	.00	.00	.00	7,011.76	6,268.10
6535	TITLE V-B PUB CHARTE	.00	.00	.00	.00	.00	.00
6556	HIV/STD PREVENTION	884.19	.00	.00	.00	666.00	218.19
6557	HIGH QUALITY PRE-SCH	.00	.00	.00	.00	4,669.11	-4,669.11
6565	TCHR QUTY ENH GRANT	.00	.00	.00	.00	.00	.00
6570	PERKINS BASIC GRANT	.00	.00	.00	.00	53,984.45	-53,984.45
6571	CARL PERK-IT FUNDAME	.00	.00	.00	.00	.00	.00
6578	PERKINS - SUPPL GRAN	.00	.00	.00	.00	.00	.00
6579	CARL PERK STAB-ARRA	.00	.00	.00	.00	.00	.00
6595	TITLE IID ED TECH	.00	.00	.00	.00	.00	.00
6701	TITLE VI-B DOPP	.00	.00	.00	.00	.00	.00
6702	VIB	.00	.00	.00	.00	38,793.31	-38,793.31
6703	TITLE VI-B HEAD STAR	.00	.00	.00	.00	.00	.00
6710	IDEA EARLY CH SECT 6	47,630.04	197.60	.00	.00	.00	47,827.64
6721	IDEA-ARRA	.00	.00	.00	.00	.00	.00
6722	IDEA CEIS-ARRA	.00	.00	.00	.00	.00	.00
6723	IDEA PK-ARRA	.00	.00	.00	.00	.00	.00
6724	IDEA STABILIZATION-A	.00	.00	.00	.00	.00	.00
6749	MEDICAID PRESCHOOL	.00	.00	.00	.00	.00	.00
6750	MEDI CATASTR COV ACT	77,372.96	769.66	.00	.00	.00	78,142.62
6751	SCH-BASE MENT HLTH M	.00	.00	.00	.00	.00	.00
6752	ARMAC	25,507.54	.00	.00	.00	2,906.21	22,601.33
6754	JAVITS GT GRANT	.00	.00	.00	.00	.00	.00
6756	TITLE IIA-TCH QUAL	.00	.00	.00	.00	.00	.00
6761	TITLE III ELL-	.00	.00	.00	.00	3,674.02	-3,674.02
6781	SAFE & DRUG FREE SCH	.00	.00	.00	.00	.00	.00
6785	SCH HLTH	.00	.00	.00	.00	.00	.00
6790	OTH FED GRNTS THRU S	.00	.00	.00	.00	.00	.00
6796	WORKFORCE INVESTMENT	.00	.00	.00	.00	.00	.00
6802	MODERNIZATION STAB-A	.00	.00	.00	.00	.00	.00
6803	RENOVATION STAB-ARRA	.00	.00	.00	.00	.00	.00
6804	REPAIR STAB-ARRA	.00	.00	.00	.00	.00	.00
6805	ED FOR HOMELESS-ARRA	.00	.00	.00	.00	.00	.00
6810	SCH IMPR-ARRA	.00	.00	.00	.00	.00	.00
TOTAL	FEDERAL FUND	253,913.49	15,452.90	.00	.00	246,758.63	22,607.76
7000	ACTIVITY FUND	.00	.00	.00	.00	.00	.00
7001	000 GENERAL	2,330.33	51.01	.00	.00	.00	2,381.34
7002	000 CBI	247.77	.00	.00	.00	.00	247.77

ARKANSAS PUBLIC SCHOOL COMPUTER NETWORK  
 DATE: 09/09/2015  
 TIME: 10:13:15

NORTH LITTLE ROCK SCHOOL DISTRICT  
 DETAILED STATEMENT OF CHANGES IN FUND BALANCES  
 FOR PERIODS 1 THROUGH 2 OF 16

PAGE NUMBER: 4  
 MODULE NUM: STATM9AR

SELECTION CRITERIA: ALL

FUND/SF	FUND TITLE	BEG BALANCE	REVENUE	NON-REVENUE	NON-EXPEND	EXPENDITURES	END BALANCE
7003	000 SUNSHINE	15.07	.00	.00	.00	.00	15.07
7004	000 BUSINESS	1,280.57	.00	.00	.00	.00	1,280.57
7005	000 VIPs	135.00	.00	.00	.00	.00	135.00
7006	000 DARE	1,245.00	.00	.00	.00	.00	1,245.00
7007	000 PARTNERS	1,098.37	375.00	.00	.00	.00	1,473.37
7008	000 HOMELESS WELFARE	5,250.00	.00	.00	.00	.00	5,250.00
7009	000 HEART & SOLE	170.96	.00	.00	.00	.00	170.96
7010	000 TOLBERT SCHOLARS	.00	.00	.00	.00	.00	.00
7011	000 WEDLEY-BROONZY S	.00	.00	.00	.00	.00	.00
7012	000 CEL OF TEACHING	343.72	.00	.00	.00	.00	343.72
7013	000 RILEY UNIFORMS	246.64	.00	.00	.00	.00	246.64
7014	000 P BUNCH MEMORIAL	2,500.74	.00	.00	.00	.00	2,500.74
7015	000 UNITED WAY WELFA	2,683.35	491.61	.00	.00	2,999.78	175.18
7016	000 J ROGERS SCHOLAR	.00	.00	.00	.00	.00	.00
7017	000 WIN SCHOLARSHIP	.00	4,500.00	.00	.00	.00	4,500.00
7018	000 NICK JONES MEM S	.00	.00	.00	.00	250.00	-250.00
7019	000 J HATCHER SCHOLA	1,000.00	.00	.00	.00	.00	1,000.00
7020	000 CARL"RED"MOORE S	2,000.00	.00	.00	.00	.00	2,000.00
7021	000 COKE/SERV SCHOLA	95,769.90	.00	.00	.00	1,000.00	94,769.90
7022	000 CEL TEACH SCHOLA	.00	.00	.00	.00	.00	.00
7023	000 S URTON SCHOLARS	2,180.00	.00	.00	.00	.00	2,180.00
7024	000 GAIL VALENTINE S	9,722.56	.00	.00	.00	750.00	8,972.56
7025	000 INSALACO SCHOLAR	-1,500.00	.00	1,500.00	.00	.00	.00
7026	000 LWFUMC MALLETT S	.00	.00	.00	.00	.00	.00
7027	000 RCM ALUM SCHOLAR	.00	.00	.00	.00	.00	.00
7028	000 SPC SCHOLARSHIP	.00	.00	.00	.00	.00	.00
7029	ELEM BASKETBALL	685.00	.00	.00	.00	.00	685.00
7030	COACH APPAREL	.00	.00	.00	.00	.00	.00
7100	082 GENERAL	45,604.32	1,484.00	17,076.01	1,526.03	2,526.59	60,111.71
7101	082 LIBRARY	10,657.11	145.00	101.45	.00	.00	10,903.56
7102	082 STUDENT COUNCIL	22,416.72	.00	3,456.80	.00	825.07	25,048.45
7103	082 HONOR SOCIETY	4,040.15	.00	.00	.00	385.00	3,655.15
7104	082 MUSIC/CHOIR	10,150.29	.00	57.78	.00	.00	10,208.07
7105	082 JOURNALISM	25,660.37	.00	1,950.33	.00	.00	27,610.70
7106	082 FRIEND OF THE TH	1,586.61	.00	.00	.00	.00	1,586.61
7107	082 EAST LAB	1,320.59	.00	.00	.00	.00	1,320.59
7108	082 FELA	6.19	.00	.00	6.19	.00	.00
7109	082 SCIENCE	525.68	.00	.00	.00	.00	525.68
7110	082 FCCLA/PACS	975.81	.00	392.75	107.88	.00	1,260.68
7111	082 DRAWA	-502.23	.00	3,340.00	2,837.77	.00	.00
7112	082 SENIOR CABINET	664.84	.00	.00	664.84	.00	.00
7113	082 TCHRS OF TOMORRO	10.00	.00	.00	10.00	.00	.00
7114	082 MU ALPHA THETA	4,590.31	.00	.00	.00	.00	4,590.31
7115	082 VICA	.00	.00	.00	.00	.00	.00
7116	082 KEY CLUB	186.55	.00	21.23	.00	.00	207.78
7117	082 SPANISH	.00	.00	.00	.00	.00	.00
7118	082 T V	.00	.00	.00	.00	.00	.00
7119	082 PROJECTS	1,259.45	.00	.00	1,259.45	.00	.00
7120	082 NEWSPAPER	422.08	.00	.00	422.08	.00	.00
7121	082 TEXTBOOKS	6,966.05	.00	.00	.00	.00	6,966.05

ARKANSAS PUBLIC SCHOOL COMPUTER NETWORK  
 DATE: 09/09/2015  
 TIME: 10:13:15

NORTH LITTLE ROCK SCHOOL DISTRICT  
 DETAILED STATEMENT OF CHANGES IN FUND BALANCES  
 FOR PERIODS 1 THROUGH 2 OF 16

PAGE NUMBER: 5  
 MODULE NUM: STATM9AR

SELECTION CRITERIA: ALL

FUND/SF	FUND TITLE	BEG BALANCE	REVENUE	NON-REVENUE	NON-EXPEND	EXPENDITURES	END BALANCE
7122	082 STUDENT ACTIVITI	1,216.55	.00	65.91	.00	.00	1,282.46
7123	082 STUDENT PARKING	8,735.98	.00	.00	5,000.00	.00	3,735.98
7124	082 LITERARY MAGAZIN	743.00	.00	.00	743.00	.00	.00
7125	082 BOYS/GIRLS STATE	825.00	.00	.00	.00	.00	825.00
7126	082 GIFTED/TALENTED	.00	.00	.00	.00	.00	.00
7127	082 BAND	2,166.92	125.00	.00	.00	470.00	1,821.92
7128	082 PTA/PARTNERS/ETC	45.99	.00	.00	45.99	.00	.00
7129	082 LOUNGE	1,014.21	780.16	2,192.72	.00	294.98	3,692.11
7130	082 MUSICAL DRAMA	27,853.75	.00	12,387.37	3,340.00	800.00	36,101.12
7131	082 MED PROF VICA	4,386.58	.00	.00	.00	852.40	3,534.18
7132	082 GUIDANCE	3,006.04	.00	1,202.36	.00	.00	4,208.40
7133	082 BUSINESS	.00	.00	.00	.00	.00	.00
7134	082 INTERACT	806.01	.00	.00	806.01	.00	.00
7135	082 PHYSICAL EDUCATI	115.58	.00	85.73	.00	.00	201.31
7136	082 STARS	3,268.53	.00	.00	.00	.00	3,268.53
7137	082 ECONOMICS	298.41	.00	.00	298.41	.00	.00
7138	082 BETA CLUB	1,139.76	.00	261.20	.00	.00	1,400.96
7139	082 RENAISSANCE	9.15	.00	.00	9.15	.00	.00
7140	082 NOOK	3,355.00	.00	.00	.00	.00	3,355.00
7141	082 TRI M HONOR SOCI	282.11	.00	.00	.00	.00	282.11
7142	082 SPANISH HONOR SO	.46	.00	.00	.00	.00	.46
7143	082 CHEERLEADERS	1,475.79	5,133.90	.00	.00	1,244.60	5,365.09
7144	082 DANCE	20,125.79	2,015.30	.00	.00	15,783.21	6,357.88
7145	082 BASEBALL	12,399.84	.00	.00	.00	760.40	11,639.44
7146	082 BASKETBALL BOYS	20,191.18	.00	.00	.00	.00	20,191.18
7147	082 BASKETBALL GIRLS	-820.07	.00	.00	.00	.00	-820.07
7148	082 FOOTBALL	26,059.24	.00	.00	.00	1,323.45	24,735.79
7149	082 SOFTBALL	7,261.37	669.00	.00	.00	9,177.77	-1,247.40
7150	082 TRACK BOYS	1,228.03	.00	.00	.00	.00	1,228.03
7151	082 TRACK GIRLS	105.00	.00	.00	.00	.00	105.00
7152	082 VOLLEYBALL	5,875.36	2,770.00	.00	.00	.00	3,289.36
7153	082 RHODES SUPPLIES	136.24	.00	.00	136.24	.00	.00
7154	082 WRESTLING	.00	.00	.00	.00	.00	.00
7155	082-10 GENERAL	3,303.42	.00	.00	3,260.42	.00	43.00
7156	082-10 AP	170.00	.00	.00	170.00	.00	.00
7157	082-10 ART	45.08	.00	.00	45.08	.00	.00
7158	082-10 FBIA	370.09	.00	.00	370.09	.00	.00
7159	SCIENCE	146.04	.00	146.04	.00	.00	292.08
7160	082-10 FCCIA	16.47	.00	.00	16.47	.00	.00
7161	082-10 CRIME STOPPER	339.73	.00	.00	339.73	.00	.00
7162	082-10 KEY CLUB	21.23	.00	.00	21.23	.00	.00
7163	082-10 INTERN'L CLUB	150.86	.00	.00	150.86	.00	.00
7164	082-10 LITERARY MAGA	783.25	.00	2.00	785.25	.00	.00
7165	082-10 SUNSHINE	228.07	.00	.00	228.07	.00	.00
7166	082-10 LOUNGE	4,513.72	241.55	.00	.00	.00	4,755.27
7167	082-10 MED PRO VICA	.00	.00	.00	.00	.00	.00
7168	082-10 GUIDANCE	585.99	.00	.00	585.99	.00	.00
7169	082-10 BUSINESS	2,057.33	.00	.00	2,057.33	.00	.00
7170	082-10 PHYSICAL EDUC	42.87	.00	.00	42.87	.00	.00
7171	082-10 VIPS	33.12	.00	.00	33.12	.00	.00

ARKANSAS PUBLIC SCHOOL COMPUTER NETWORK  
 DATE: 09/09/2015  
 TIME: 10:13:15

NORTH LITTLE ROCK SCHOOL DISTRICT  
 DETAILED STATEMENT OF CHANGES IN FUND BALANCES  
 FOR PERIODS 1 THROUGH 2 OF 16

PAGE NUMBER: 6  
 MODULE NUM: STATM9AR

SELECTION CRITERIA: ALL

FUND/SF	FUND TITLE	BEG BALANCE	REVENUE	NON-REVENUE	NON-EXPEND	EXPENDITURES	END BALANCE
7172	JROTC	977.49	.00	199.42	.00	.00	1,176.91
7173	082-10 BETA CLUB	261.20	.00	.00	261.20	.00	.00
7174	QUIZ BOWL	861.13	.00	.00	.00	.00	861.13
7175	082-10 DRILL TEAM 10	5.00	.00	.00	.00	.00	5.00
7176	082-10 CHEERLEADERS	212.24	.00	.00	.00	.00	212.24
7197	075 AP	.00	.00	.00	.00	.00	.00
7198	CHOIR	57.78	.00	.00	57.78	.00	.00
7199	082-09 LADIES/GENTS	.00	.00	.00	.00	.00	.00
7200	082-09 GENERAL	1,410.04	.00	.00	1,410.04	.00	.00
7201	082-09 LIBRARY	101.45	.00	.00	101.45	.00	.00
7202	082-09 STUDENT COUNC	2,791.96	.00	.00	2,791.96	.00	.00
7203	075 ART	-16.47	.00	.00	.00	.00	-16.47
7204	075 FBIA	.00	.00	.00	.00	.00	.00
7205	082-09 SCIENCE	146.04	.00	.00	146.04	.00	.00
7206	082-09 FHA	-107.88	.00	107.88	.00	.00	.00
7207	082-09 DRAMA	9,549.60	.00	.00	9,549.60	.00	.00
7208	082-09 TCHRS OF TOM	520.42	.00	.00	520.42	.00	.00
7209	082-09 CRIME STOPPER	339.73	.00	.00	339.73	.00	.00
7210	075 MU ALPHA THETA	.00	.00	.00	.00	.00	.00
7211	075 KEY CLUB	.00	.00	.00	.00	.00	.00
7212	082-09 GUN SAFETY	.00	.00	.00	.00	.00	.00
7213	075 INTERNATIONAL CL	.00	.00	.00	.00	.00	.00
7214	082-09 PRJCTS ECON G	1,290.53	.00	.00	1,290.53	.00	.00
7215	082-09 STUDENT ACTIV	65.91	.00	.00	65.91	.00	.00
7216	075 LITERARY MAGAZIN	.00	.00	.00	.00	.00	.00
7217	082-09 EAST INITIATI	-24.03	.00	24.03	.00	.00	.00
7218	082-09 SUNSHINE	313.98	.00	.00	313.98	.00	.00
7219	DANCE	2,860.63	259.16	.00	2,192.72	.00	3,119.79
7220	082-09 LOUNGE	2,192.72	.00	.00	.00	.00	.00
7221	075 MED PROF VICA	.00	.00	.00	.00	.00	.00
7222	082-09 GUIDANCE	616.37	.00	.00	616.37	.00	.00
7223	082-09 VOLLEYBALL	505.34	.00	.00	.00	.00	505.34
7224	075 BUSINESS	.00	.00	.00	.00	.00	.00
7225	082-09 PHYSICAL EDUC	42.86	.00	.00	42.86	.00	.00
7226	082-09 VIPS	33.12	.00	.00	33.12	.00	.00
7227	082-09 JROTC	199.42	.00	.00	199.42	.00	.00
7228	075 BETA CLUB	.00	.00	.00	.00	.00	.00
7229	082-09 DRUG & ALCOHO	38.33	.00	.00	38.33	.00	.00
7230	075 QUIZ BOWL	.00	.00	.00	.00	.00	.00
7231	075 CHEERLEADERS	.00	.00	.00	.00	.00	.00
7232	075 DRILL TEAMS	.00	.00	.00	.00	.00	.00
7233	082-09 ATHLETICS BOY	.00	.00	.00	.00	.00	.00
7234	082-09 ATHLETICS GIR	727.36	.00	.00	.00	.00	727.36
7235	082-09 CHEERLEADERS-	15,033.68	.00	.00	.00	8,089.42	6,944.26
7236	082-09 CHEERLEADERS-	.00	.00	.00	.00	.00	.00
7237	082-09 DRILL TEAM-BL	1,663.47	.00	.00	.00	1,552.11	111.36
7238	082-09 LWM CHEER	2,333.35	.00	.00	.00	.00	2,333.35
7239	NLR COM FARM	4,824.34	.00	.00	.00	999.66	3,824.68
7240	080 GENERAL	621.01	.00	.00	.00	.00	621.01
7241	080 SCHOOL STORE	111.00	.00	.00	.00	.00	111.00



ARKANSAS PUBLIC SCHOOL COMPUTER NETWORK  
 DATE: 09/09/2015  
 TIME: 10:13:15

NORTH LITTLE ROCK SCHOOL DISTRICT  
 DETAILED STATEMENT OF CHANGES IN FUND BALANCES  
 FOR PERIODS 1 THROUGH 2 OF 16

PAGE NUMBER: 7  
 MODULE NUM: STATM9AR

SELECTION CRITERIA: ALL

FUND/SF	FUND TITLE	BEG BALANCE	REVENUE	NON-REVENUE	NON-EXPEND	EXPENDITURES	END BALANCE
7242	080 GREENHOUSE	213.89	.00	.00	.00	.00	213.89
7243	080 TRAIL BLAZER	495.41	.00	.00	.00	.00	495.41
7244	080 LOUNGE	382.32	.00	.00	.00	.00	382.32
7245	080 HERO	.00	.00	.00	.00	.00	.00
7246	080 FBIA	27.00	.00	.00	.00	.00	27.00
7270	081 GENERAL	.00	.00	.00	.00	.00	.00
7271	081 SCHOOL STORE	.00	.00	.00	.00	.00	.00
7272	081 LIBRARY	.00	.00	.00	.00	.00	.00
7273	081 MUSIC	.00	.00	.00	.00	.00	.00
7274	081 STUDENT COUNCIL	.00	.00	.00	.00	.00	.00
7275	082 MATHEMATICS	.00	.00	.00	.00	.00	.00
7276	081 CAREER ORIENTATI	.00	.00	.00	.00	.00	.00
7277	081 PTA/PARTNERS/ETC	.00	.00	.00	.00	.00	.00
7278	081 BOOK FAIR	.00	.00	.00	.00	.00	.00
7279	081 LOUNGE	.00	.00	.00	.00	.00	.00
7280	081 ENGLISH DEPT	.00	.00	.00	.00	.00	.00
7281	081 BAND	.00	.00	.00	.00	.00	.00
7282	081 FCA	.00	.00	.00	.00	.00	.00
7283	081 SOCIAL STUDIES C	.00	.00	.00	.00	.00	.00
7284	081 RAMFEST	.00	.00	.00	.00	.00	.00
7285	081 RELATED ARTS	.00	.00	.00	.00	.00	.00
7286	081 HISPANIC SOCIETY	-10.14	.00	10.14	.00	.00	.00
7287	081 TEAM RANGERS	.00	.00	.00	.00	.00	.00
7288	081 TEAM HIKERS	.00	.00	.00	.00	.00	.00
7289	081 TEAM FORERUNNERS	.00	.00	.00	.00	.00	.00
7290	081 TEAM BELAYERS	.00	.00	.00	.00	.00	.00
7291	081 TEAM HANGGLIDERS	.00	.00	.00	.00	.00	.00
7292	081 FCCLA	.00	.00	.00	.00	.00	.00
7293	081 AETN TECH INST	.00	.00	.00	.00	.00	.00
7294	081 CHEERLEADERS	.00	.00	.00	.00	.00	.00
7295	NLR MID ATHLETICS	1,185.69	.00	.00	.00	.00	1,185.69
7296	081 ATHLETICS BOYS	.00	.00	.00	.00	.00	.00
7297	081 ATHLETICS GIRLS	.00	.00	.00	.00	.00	.00
7298	NLR MID GIRLS BB	4,273.23	.00	.00	.00	.00	4,023.23
7299	RRM FOOTBALL	.00	.00	.00	.00	250.00	.00
7320	070 GENERAL	4,432.06	.00	.00	10.14	.00	.00
7321	070 LIBRARY	1,063.00	.00	.00	.00	1,441.13	2,980.79
7322	070 STUDENT COUNCIL	366.66	.00	.00	.00	.00	1,063.00
7323	070 MUSIC	3,263.73	.00	.00	.00	538.15	366.66
7324	070 ART	92.64	.00	.00	.00	.00	2,725.58
7325	070 HOME ECONOMICS	103.00	.00	.00	.00	.00	92.64
7326	070 DRAMA	59.00	.00	.00	.00	.00	103.00
7327	070 CRIME STOPPERS	18.00	.00	.00	.00	.00	59.00
7328	070 CHAMPS	38.00	.00	.00	.00	.00	18.00
7329	070 ODYSSEY OF THE M	3.00	.00	.00	.00	.00	38.00
7330	070 LITERARY MAGAZIN	32.00	.00	.00	.00	.00	3.00
7331	070 SPECIAL EDUCATIO	1,716.85	.00	.00	.00	.00	32.00
7332	070 SUNSHINE	114.30	.00	.00	.00	.00	1,716.85
7333	070 GIFTED TALENTED	532.12	.00	.00	.00	.00	114.30
7334	070 KIWANIS KIDS CLU	64.00	.00	.00	.00	.00	532.12
							64.00

ARKANSAS PUBLIC SCHOOL COMPUTER NETWORK  
 DATE: 09/09/2015  
 TIME: 10:13:15

NORTH LITTLE ROCK SCHOOL DISTRICT  
 DETAILED STATEMENT OF CHANGES IN FUND BALANCES  
 FOR PERIODS 1 THROUGH 2 OF 16

PAGE NUMBER: 8  
 MODULE NUM: STATM9AR

SELECTION CRITERIA: ALL

FUND/SF	FUND TITLE	BEG BALANCE	REVENUE	NON-REVENUE	NON-EXPEND	EXPENDITURES	END BALANCE
7335	070 FCCLA	167.60	.00	.00	.00	.00	167.60
7336	070 SPECIAL OLYMPICS	39.00	.00	.00	.00	.00	39.00
7337	070 LOUNGE	10,326.66	193.05	.00	.00	.00	10,519.71
7338	070 SPORTS MEDICINE	.00	.00	.00	.00	.00	.00
7339	070 BAND	749.67	.00	.00	.00	.00	749.67
7340	070 CAROR	54.20	.00	.00	.00	.00	54.20
7341	070 SOCIAL STUDIES C	92.00	.00	.00	.00	.00	92.00
7342	070 CHEERLEADERS	146.74	.00	.00	.00	.00	146.74
7343	070 PEP CLUB	17.00	.00	.00	.00	.00	17.00
7344	070 ATHLETICS	917.14	.00	.00	.00	.00	917.14
7345	EAST INT MIDDLE	6,984.18	850.00	.00	.00	1,893.87	5,940.31
7370	077 GENERAL	.00	.00	.00	.00	.00	.00
7371	077 SCHOOL STORE	.00	.00	.00	.00	.00	.00
7372	077 LIBRARY	.00	.00	.00	.00	.00	.00
7373	077 STUDENT COUNCIL	.00	.00	.00	.00	.00	.00
7374	077 JOURNALISM	.00	.00	.00	.00	.00	.00
7375	077 ART	.00	.00	.00	.00	.00	.00
7376	077 TEACHERS OF TOMO	.00	.00	.00	.00	.00	.00
7377	077 PROJECTS	.00	.00	.00	.00	.00	.00
7378	077 CBI	.00	.00	.00	.00	.00	.00
7379	077 SUNSHINE	.00	.00	.00	.00	.00	.00
7380	077 MGAP	.00	.00	.00	.00	.00	.00
7381	077 PTA/PARTNERS/ETC	.00	.00	.00	.00	.00	.00
7382	077 LOUNGE	.00	.00	.00	.00	.00	.00
7383	077 MEMORY BOOK	.00	.00	.00	.00	.00	.00
7384	077 BAND	.00	.00	.00	.00	.00	.00
7385	077 BUSINESS ED	.00	.00	.00	.00	.00	.00
7386	077 SCHOOL BASE TEAM	.00	.00	.00	.00	.00	.00
7387	077 FCCLA	.00	.00	.00	.00	.00	.00
7388	077 AR SCI/TECH	.00	.00	.00	.00	.00	.00
7389	077 AETN TECH INST	.00	.00	.00	.00	.00	.00
7390	077 CHEERLEADERS	.00	.00	.00	.00	.00	.00
7391	077 PEP CLUB	.00	.00	.00	.00	.00	.00
7392	077 CHEERLEADER RED	.00	.00	.00	.00	.00	.00
7420	059 GENERAL	.00	.00	.00	.00	.00	.00
7421	059 SCHOOL STORE	.00	.00	.00	.00	.00	.00
7422	059 STUDENT COUNCIL	.00	.00	.00	.00	.00	.00
7423	059 MUSIC	.00	.00	.00	.00	.00	.00
7424	059 SCIENCE	.00	.00	.00	.00	.00	.00
7425	059 MATHEMATICS	.00	.00	.00	.00	.00	.00
7426	059 PROJECTS	.00	.00	.00	.00	.00	.00
7427	059 ODYSSEY OF THE M	.00	.00	.00	.00	.00	.00
7428	059 STUDENT ACTIVITI	.00	.00	.00	.00	.00	.00
7429	059 SUNSHINE	.00	.00	.00	.00	.00	.00
7430	059 CONCESSIONS	.00	.00	.00	.00	.00	.00
7431	059 PTA/PARTNERS/ETC	.00	.00	.00	.00	.00	.00
7432	059 BOOK FAIR	.00	.00	.00	.00	.00	.00
7433	059 LOUNGE	.00	.00	.00	.00	.00	.00
7434	059 HERO	.00	.00	.00	.00	.00	.00
7435	059 ACCELERATED READ	.00	.00	.00	.00	.00	.00

ARKANSAS PUBLIC SCHOOL COMPUTER NETWORK

DATE: 09/09/2015

TIME: 10:13:15

NORTH LITTLE ROCK SCHOOL DISTRICT  
DETAILED STATEMENT OF CHANGES IN FUND BALANCES  
FOR PERIODS 1 THROUGH 2 OF 16

PAGE NUMBER: 9  
MODULE NUM: STATM9AR

SELECTION CRITERIA: ALL

FUND/SF	FUND TITLE	BEG BALANCE	REVENUE	NON-REVENUE	NON-EXPEND	EXPENDITURES	END BALANCE
7436	059 GUIDANCE	.00	.00	.00	.00	.00	.00
7437	059 DISCOVERY CLUB	.00	.00	.00	.00	.00	.00
7438	059 TARGET	.00	.00	.00	.00	.00	.00
7439	059 PARTNERS DONATIO	.00	.00	.00	.00	.00	.00
7450	050 GENERAL	355.26	.00	.00	.00	.00	355.26
7451	050 SCHOOL STORE	29.75	.00	.00	.00	.00	29.75
7452	050 LIBRARY	.62	.00	.00	.00	.00	.62
7453	050 PTA/PARTNERS/ETC	.00	.00	.00	.00	.00	.00
7454	050 LOUNGE	.37	.00	.00	.00	.00	.37
7455	050 LITERACY GRANT	4,158.07	.00	.00	.00	.00	4,158.07
7470	058 GENERAL	429.60	.00	.00	.00	.00	429.60
7471	058 SCHOOL STORE	.00	.00	.00	.00	.00	.00
7472	058 LIBRARY	.00	.00	.00	.00	.00	.00
7473	058 PTA PAPER	276.58	.00	.00	.00	.00	276.58
7474	058 PTA/PARTNERS/ETC	388.07	.00	.00	.00	.00	388.07
7475	058 LOUNGE	897.14	17.45	.00	.00	.00	914.59
7490	054 GENERAL	.68	.00	.00	.00	.00	.68
7491	054 SCHOOL STORE	27.85	.00	.00	.00	.00	27.85
7492	054 SUNSHINE	.00	.00	.00	.00	.00	.00
7493	054 PTA/PARTNERS/ETC	.00	.00	.00	.00	.00	.00
7494	054 LOUNGE	103.96	.00	.00	.00	.00	103.96
7495	054 SCHOOL BASED TEA	.00	.00	.00	.00	.00	.00
7496	054 PARTNERS DONATIO	.00	.00	.00	.00	.00	.00
7497	054 UNIFORMS	.00	.00	.00	.00	.00	.00
7510	069 GENERAL	2,164.73	.00	.00	.00	.00	2,164.73
7511	069 SCHOOL STORE	1,891.14	.00	.00	.00	.00	1,891.14
7512	069 LIBRARY	348.00	.00	.00	.00	.00	348.00
7513	069 ELEM CHOIR	390.37	.00	.00	.00	.00	390.37
7514	069 SUNSHINE	.00	.00	.00	.00	.00	.00
7515	069 PTA/PARTNERS/ETC	468.36	.00	.00	.00	.00	468.36
7516	069 LOUNGE	2,479.57	42.51	.00	.00	.00	2,522.08
7517	069 STAR QUEST	.00	.00	.00	.00	.00	.00
7518	069 MUSEUM OF DIS GR	.00	.00	.00	.00	.00	.00
7519	069 LITTER FREE	1,500.00	.00	.00	.00	.00	1,500.00
7530	060 GENERAL	.00	.00	.00	.00	.00	.00
7531	060 SCHOOL STORE	.00	.00	.00	.00	.00	.00
7532	060 PROJECTS	.00	.00	.00	.00	.00	.00
7533	060 CHAMPS	.00	.00	.00	.00	.00	.00
7534	060 SUNSHINE	.00	.00	.00	.00	.00	.00
7535	060 PTA/PARTNERS/ETC	.00	.00	.00	.00	.00	.00
7536	060 BOOK FAIR	.00	.00	.00	.00	.00	.00
7537	060 LOUNGE	.00	.00	.00	.00	.00	.00
7538	060 PARTNERS DONATIO	.00	.00	.00	.00	.00	.00
7550	061 GENERAL	546.50	.00	.00	.00	.00	546.50
7551	061 SCHOOL STORE	287.34	.00	.00	.00	.00	287.34
7552	061 PROJECTS	.00	.00	.00	.00	.00	.00
7553	061 STUDENT ACTIVITI	.00	.00	.00	.00	.00	.00
7554	061 SUNSHINE	.00	.00	.00	.00	.00	.00
7555	061 BOOK FAIR	374.88	.00	.00	.00	.00	374.88
7556	061 LOUNGE	1,486.86	74.84	.00	.00	.00	1,561.70

ARKANSAS PUBLIC SCHOOL COMPUTER NETWORK  
 DATE: 09/09/2015  
 TIME: 10:13:15

NORTH LITTLE ROCK SCHOOL DISTRICT  
 DETAILED STATEMENT OF CHANGES IN FUND BALANCES  
 FOR PERIODS 1 THROUGH 2 OF 16

PAGE NUMBER: 10  
 MODULE NUM: STATM9AR

SELECTION CRITERIA: ALL

FUND/SF	FUND TITLE	BEG BALANCE	REVENUE	NON-REVENUE	NON-EXPEND	EXPENDITURES	END BALANCE
7557	061 STARS	.00	.00	.00	.00	.00	.00
7580	084 GENERAL	2,067.14	.00	999.64	.00	.00	3,066.78
7581	084 SCHOOL STORE	202.17	.00	2,128.97	.00	.00	2,331.14
7582	084 LITTER FREE	.00	.00	797.01	.00	.00	797.01
7583	084 PTA/PARTNERS/ETC	28.56	.00	30.96	.00	.00	59.52
7584	084 BOOK FAIR	126.33	.00	.00	.00	.00	126.33
7585	084 LOUNGE	1,087.01	186.22	681.94	.00	.00	1,955.17
7586	084 SCHOOL BASE TEAM	963.68	.00	.00	.00	.00	963.68
7600	055 GENERAL	3,142.59	103.98	.00	.00	170.39	3,076.18
7601	055 AFTERCARE	3,239.41	.00	.00	.00	.00	3,239.41
7602	055 MUSIC	.00	.00	.00	.00	.00	.00
7603	055 CHAMPS	.00	.00	.00	.00	.00	.00
7604	055 LOUNGE	.00	.00	.00	.00	.00	.00
7605	055 SCHOOL BASE TEAM	.00	.00	.00	.00	.00	.00
7606	055 POPS	.00	.00	.00	.00	.00	.00
7607	055 PTA	1,450.99	.00	.00	.00	.00	1,450.99
7608	055 MEDIA	2,127.38	.00	.00	.00	.00	2,127.38
7620	064 GENERAL	676.89	.00	.00	676.89	.00	.00
7621	064 SCHOOL STORE	1,882.34	.00	.00	1,882.34	.00	.00
7622	064 PANDA PALS	48.29	.00	.00	48.29	.00	.00
7623	064 SUNSHINE	94.69	.00	.00	94.69	.00	.00
7624	064 SPACE CAMP/KIWAN	39.20	.00	.00	39.20	.00	.00
7625	064 PTA/PARTNERS/ETC	30.49	.00	.00	30.49	.00	.00
7626	064 BOOK FAIR	.00	.00	.00	.00	.00	.00
7627	064 LOUNGE	427.68	.00	.00	427.68	.00	.00
7628	064 HERO	.00	.00	.00	.00	.00	.00
7629	064 LITTER FREE	797.01	.00	.00	797.01	.00	.00
7650	065 GENERAL	.00	.00	.00	.00	.00	.00
7651	065 SCHOOL STORE	246.63	.00	.00	246.63	.00	.00
7652	065 PTA/PARTNERS/ETC	.47	.00	.00	.47	.00	.00
7653	065 LOUNGE	159.57	.00	.00	159.57	.00	.00
7654	065 MEDIA CENTER	235.26	.00	.00	235.26	.00	.00
7670	053 GENERAL	.00	.00	.00	.00	.00	.00
7671	053 SCHOOL STORE	.00	.00	.00	.00	.00	.00
7672	053 LITTER FREE	.00	.00	.00	.00	.00	.00
7673	053 LOUNGE	.00	.00	.00	.00	.00	.00
7690	056 GENERAL	1,940.45	.00	.00	.00	.00	1,940.45
7691	056 SCHOOL STORE	355.00	.00	.00	.00	.00	355.00
7692	056 LOUNGE	1,153.79	.00	.00	.00	.00	1,153.79
7693	056 ENERGY GRANT	1,000.00	.00	.00	.00	.00	1,000.00
7710	057 GENERAL	.00	.00	.00	.00	.00	.00
7711	057 SCHOOL STORE	.00	.00	.00	.00	.00	.00
7712	057 LIBRARY	7,877.53	.00	.00	.00	.00	7,877.53
7713	057 CHAMPS	.00	.00	.00	.00	.00	.00
7714	057 PTA/PARTNERS/ETC	55.56	.00	.00	.00	.00	55.56
7715	057 LOUNGE	110.03	69.01	.00	.00	.00	179.04
7716	057 OT/PT	9.00	.00	.00	.00	.00	9.00
7717	057 GIFTED TALENTED	649.98	.00	.00	.00	.00	649.98
7718	057 READING RALLY	7.10	.00	.00	.00	.00	7.10
7719	057 COUNSELOR	53.70	.00	.00	.00	.00	53.70

ARKANSAS PUBLIC SCHOOL COMPUTER NETWORK  
 DATE: 09/09/2015  
 TIME: 10:13:15

PAGE NUMBER: 11  
 MODULE NUM: STATM9AR

NORTH LITTLE ROCK SCHOOL DISTRICT  
 DETAILED STATEMENT OF CHANGES IN FUND BALANCES  
 FOR PERIODS 1 THROUGH 2 OF 16

SELECTION CRITERIA: ALL

FUND/SF	FUND TITLE	BEG BALANCE	REVENUE	NON-REVENUE	NON-EXPEND	EXPENDITURES	END BALANCE
7730	067 GENERAL	1,188.43	.00	.00	.00	.00	1,188.43
7731	067 SCHOOL STORE	354.65	.00	.00	.00	.00	354.65
7732	067 PTA/PARTNERS/ETC	260.57	.00	.00	.00	.00	260.57
7733	067 LOUNGE	1,223.35	.00	.00	.00	.00	1,223.35
7734	067 UNITED WAY WELFA	.00	.00	.00	.00	.00	.00
7800	000 AD GENERAL	149,562.47	215.61	.00	1,175.27	21,594.74	127,008.07
7801	000 AD OFFICE	.00	.00	.00	.00	.00	.00
7802	000 AD ATHLETICS	1,380.05	.00	.00	.00	.00	1,380.05
7803	000 AD ATHLETICS BOY	.00	.00	.00	.00	.00	.00
7804	000 AD ATHLETICS GIR	.00	.00	.00	.00	.00	.00
7805	000 AD BASEBALL	.00	.00	.00	.00	.00	.00
7806	000 AD SOCCER	.00	.00	.00	.00	.00	.00
7807	000 AD SOFTBALL	.00	.00	.00	.00	.00	.00
7808	000 AD TRACK BOYS	.00	.00	.00	.00	.00	.00
7809	000 AD TRACK GIRLS	.00	.00	.00	.00	.00	.00
7810	V GOLF	.00	.00	.00	.00	.00	.00
7811	000 AD BOYS BASKETBA	.00	.00	.00	.00	.00	.00
7812	V WRESTLING	.00	.00	.00	.00	.00	.00
7813	VARSTY GIRLS BASKET	.00	.00	.00	.00	.00	.00
7814	VARSTY VOLLEYBALL	.00	.00	.00	.00	.00	.00
7815	VARSTY CHEER	.00	.00	.00	.00	.00	.00
7816	VARSTY DANCE	.00	.00	.00	.00	.00	.00
7817	VARSTY TENNIS	.00	.00	.00	.00	.00	.00
7818	VARSTY SWIM	.00	.00	.00	.00	.00	.00
7819	VARSTY CROSS COUNT	.00	.00	.00	.00	.00	.00
7820	9TH BOYS FB/TRACK	.00	.00	.00	.00	.00	.00
7821	9TH VOLLEYBALL	.00	.00	.00	.00	.00	.00
7822	9TH BOYS BASKETBALL	.00	.00	.00	.00	.00	.00
7823	9TH CHEER	.00	.00	.00	.00	.00	.00
7824	9TH DANCE	.00	.00	.00	.00	.00	.00
7825	10TH CHEER	.00	.00	.00	.00	.00	.00
7826	10TH DANCE	.00	.00	.00	.00	.00	.00
7827	7/8 VOLLEYBALL	.00	.00	.00	.00	.00	.00
7828	7/8 FOOTBALL/TRACK	.00	.00	.00	.00	.00	.00
7829	7/8 BOYS BASKETBALL	.00	.00	.00	.00	.00	.00
7830	000 TECH GENERAL	2,737.44	.00	.00	.00	.00	2,737.44
7831	000 TECH LOUNGE	883.64	13.59	.00	.00	.00	897.23
7832	000 SE SERTOMA	.00	.00	.00	.00	.00	.00
7833	7/8 CHEER	.00	.00	.00	.00	.00	.00
7834	BROADCASTING	7,400.16	.00	.00	.00	.00	7,400.16
7835	NLR MID CHEERLEADERS	3,950.78	.00	.00	.00	.00	3,950.78
7836	ATHLETIC BOOSTERS	4,788.39	.00	.00	.00	1,448.64	3,339.75
7840	000 TRANS GENERAL	.00	.00	.00	.00	.00	.00
7841	000 TRANS LOUNGE	1,382.26	3.30	.00	.00	.00	1,385.56
7850	000 PLNT SERV GENERA	.00	.00	.00	.00	.00	.00
7851	000 PLNT SERV LOUNGE	1,590.22	.00	.00	.00	.00	1,590.22
7860	000 CHLD NUT GENERAL	.00	.00	.00	.00	.00	.00
7861	000 CHLD NUT LOUNGE	83.00	.00	.00	.00	.00	83.00
7862	9-12 SOCCER	2,645.75	.00	.00	.00	.00	2,645.75
7863	9-12 GIRLS SOCCER	7,439.12	.00	7,439.12	7,439.12	.00	.00

ARKANSAS PUBLIC SCHOOL COMPUTER NETWORK  
 DATE: 09/09/2015  
 TIME: 10:13:15

NORTH LITTLE ROCK SCHOOL DISTRICT  
 DETAILED STATEMENT OF CHANGES IN FUND BALANCES  
 FOR PERIODS 1 THROUGH 2 OF 16

PAGE NUMBER: 12  
 MODULE NUM: STATM9AR

SELECTION CRITERIA: ALL

FUND/SF	FUND TITLE	BEG BALANCE	REVENUE	NON-REVENUE	NON-EXPEND	EXPENDITURES	END BALANCE
7864	WRESTLING FR ACT	2,034.50	.00	.00	.00	.00	2,034.50
7865	GOLF	.00	.00	1,175.27	.00	770.00	405.27
7900	000 COBRASUMMER INSU	.00	.00	.00	.00	.00	.00
7995	COKE	.00	.00	.00	.00	.00	.00
TOTAL ACTIVITY FUND		758,375.41	20,810.25	57,834.06	58,554.06	84,547.36	693,918.30
8000	FOOD SERVICE FUND	338,877.75	362,289.68	.00	.00	211,659.29	489,508.14
8640	CH NUTR NSLP	.00	.00	.00	.00	.00	.00
8645	CH NUTR SBP	.00	.00	.00	.00	.00	.00
8655	CH NUTR SNACKS	.00	.00	.00	.00	.00	.00
8672	AREA EQUIPMENT	.00	.00	.00	.00	.00	.00
TOTAL FOOD SERVICE FUND		338,877.75	362,289.68	.00	.00	211,659.29	489,508.14
TOTAL		86,214,819.48	5,876,877.93	1,022,336.98	1,035,598.98	22,509,973.28	69,568,462.13

ARKANSAS PUBLIC SCHOOL COMPUTER NETWORK  
 DATE: 09/10/2015 NORTH LITTLE ROCK SCHOOL DISTRICT  
 TIME: 08:37:07 BANK RECONCILIATION REPORT  
 FOR PERIOD 2 OF 16

PAGE NUMBER: 40  
 MODULE NUM: BNKRE1AR  
 SORT BY CHECK NO  
 ALL CHECKS

SELECTION CRITERIA: genledgr.account='01010'

PAYEE NAME	CHECK DATE	CLEARED DATE	CHECK NUMBER	OUTSTANDING	CANCELLED
CARVIN MARTIN	08/28/15	08/28/15	870796	.00	.00
DAVID W O'DELL	08/28/15	08/28/15	870797	.00	.00
MOSE RANDALL	08/28/15	08/28/15	870798	.00	.00
MARIA E TOBIAS	08/28/15	08/28/15	870799	.00	.00
LARRY J WARD	08/28/15	08/28/15	870800	.00	.00
STEPHEN WARD	08/28/15	08/28/15	870801	.00	.00
GERALD L WATSON JR	08/28/15	08/28/15	870802	.00	.00
GERALD L WHEELER	08/28/15	08/28/15	870803	.00	.00
FREDERICK E WILLIAMS JR	08/28/15	08/28/15	870804	.00	.00
MADDISON W RONCKETTO	08/28/15		870805	1,220.53	.00
OTIS BANKS	08/28/15	08/28/15	870806	.00	262.20
JOHN M TATE, III	08/28/15	08/28/15	870807	.00	258.64
TOMEKIA M WILLIAMS	08/28/15		870808	183.24	.00
CHRISTOPHER BROCK MOORE	08/28/15		870809	510.94	.00
PHYLLIS G VERDELL	08/28/15	08/31/15	870810	.00	452.99
DEBORA RANDLE	08/28/15		870811	235.12	.00
WILLIAM A BEVERLY	08/28/15		870812	235.12	.00
A'TEST CONSULTANTS INC	08/12/15		2000539	72.00	.00
ALLSTATE BENEFITS	08/12/15		2000540	1,620.62	.00
ARKANSAS DEPARTMENT OF E	08/12/15		2000541	80,781.98	.00
BROWN JANITOR SUPPLY	08/12/15		2000542	461.40	.00
INTERNATIONAL DATA EVALU	08/12/15		2000543	1,200.00	.00
JIMMY JOHNS	08/12/15		2000544	687.88	.00
JEFFREY SKRDLANT	08/12/15		2000545	198.66	.00
WALMART COMMUNITY BRC	08/12/15		2000546	69.17	.00
WHITE RIVER SERVICES	08/12/15		2000547	69.71	.00

TOTAL OUTSTANDING CHECKS FOR PERIOD = 1,282,425.11

TOTAL OF CANCELLED CHECKS FOR PERIOD = 15,533,558.41

TOTAL CHECKS WRITTEN FOR PERIOD = 15,343,043.05

1. BALANCE SHOWN ON BANK STATEMENT AT PERIOD END:	33847678.72
2. ADD: CASH IN TRANSIT AT END OF PERIOD:	.00
3. SUB-TOTAL:	33847678.72
4. DEDUCT OUTSTANDING CHECKS FOR PERIOD:	1282425.11
5. ADJUSTED BANK BALANCE AT END OF PERIOD:	32565253.61
6. CASH BALANCE AT END OF PERIOD:	32565253.61
7. VARIANCE:	.00

*Leah Holman*  
 9-10-2015

## NORTH LITTLE ROCK SCHOOL DISTRICT

### Board Agenda – September 17, 2015

#### LICENSED PERSONNEL RESIGNATIONS, RETIREMENTS & TERMINATIONS

Amanda Chapin	---	North Little Rock Academy, Business Teacher Effective August 27, 2015
Gail Hayden	---	Seventh Street Elementary, Math Coach Effective August 24, 2015
Lorine Tramble	---	Ridgeroad Elementary, Fourth Grade Teacher Effective August 24, 2015

#### LICENSED PERSONNEL TRANSFERS & CHANGES

Jason Houle	---	From Asst. Baseball Coach, NLRHS To Head Baseball Coach, NLRHS
Abigail Jones	---	From Fourth Grade Teacher, Meadow Park Elementary To First Grade Teacher, Boone Park Elementary
Aly Paegelow	---	From Fourth Grade Teacher, Amboy Elementary To Second Grade Teacher, Lakewood Elementary
Arti Story	---	From Literacy Coach, Boone Park Elementary To English Teacher, North Little Rock Middle School



## NEW LICENSED PERSONNEL INFORMATION

Name: Jonathan Friar  
Proposed Assignment: Social Studies/Science Teacher, North Little Rock Academy  
Licensure: Provisional License, MS Science & Social Studies 4-8  
Teaching Experience: Riverview School District, Searcy

Name: Jim Furniss  
Proposed Assignment: Math Teacher, North Little Rock High School  
Licensure: 5 Yr. Standard, Math 7-12; Prin. Of Engineering 10-11  
Intro. To Engineering Design 9-10  
Teaching Experience: Riverview School District, Searcy

Name: Stacy Gunn  
Proposed Assignment: Business Teacher, North Little Rock Middle School  
Licensure: Provisional License, Business Technology  
Teaching Experience: Pathfinder, Incorporated

Name: Jonathon Rasburry  
Proposed Assignment: Math Teacher, North Little Rock High School  
Licensure: Provisional License, Math 7-12 ALP; Inst Music K-12

Name: Arielle Robinson  
Proposed Assignment: Speech Language Pathologist, NLRSD  
Licensure: 5 Yr. Standard, Speech Lang. Pathology K-12  
Teaching Experience: Speech Language Hearing Center, Conway

NORTH LITTLE ROCK SCHOOL DISTRICT  
HUMAN RESOURCES OFFICE

Board Agenda – September 17, 2015

CLASSIFIED PERSONNEL RESIGNATIONS, RETIREMENTS AND TERMINATIONS

Karlah Bass	---	NLR Middle School – Special Education Paraprofessional Effective 9-10-15
Hermon Cunningham	---	NLRSD Transportation – Bus Driver Effective 8-10-15
DeAnna Dale	---	Crestwood Elementary – General Secretary Effective 8-20-15
Jeremy Dotson	---	NLR High School – Campus Supervisor Effective 9-04-15
Crystal Irvin	---	NLR High School – Child Nutrition Assistant Effective 8-21-15
Nicole Robinson	---	NLRSD Child Nutrition – Child Nutrition Roving Assistant Effective 8-21-15
Gloria St. Clair	---	NLRSD Child Nutrition – Child Nutrition Roving Assistant Effective 8-28-15
Lawinda Tiggs	---	NLR Middle School – Child Nutrition Assistant Effective 8-18-15

NEW CLASSIFIED PERSONNEL

LaTanya Alexander	---	NLRSD Child Nutrition – Child Nutrition Roving Assistant Effective 8-19-15, Salary Schedule 4CN, 180 days
Pamela Baker	---	NLRSD Child Nutrition – Child Nutrition Roving Assistant Effective 8-21-15, Salary Schedule 4CN, 180 days
Sharelle Boyd	---	NLRSD Child Nutrition – Child Nutrition Roving Assistant Effective 8-19-15, Salary Schedule 4CN, 180 days
Raymona Ellison	---	Boone Park Elementary – SAC Paraprofessional Effective 9-01-15, Salary Schedule 4PP, 185 days
Patrick Geans	---	NLR High School – Campus Supervisor Effective 8-19-15, Salary Schedule 4Sx, 185 days

Young Kim	---	NLRSD Transportation – Bus Driver Effective 8-25-17, Salary Schedule 4TR, 182 days
Cecilee Pamplin	---	Crestwood Elementary – Special Education Paraprofessional Effective 8-19-15, Salary Schedule 4PP, 185 days
Kristofer Phipps	---	NLRSD Annex – Information Computer Technician Effective 8-31-15, Salary Schedule 4P2, 252 days
Eunique Pickens	---	Glenview Elementary – Pre-K Paraprofessional Effective 8-28-15, Salary Schedule 4PP, 185 days
Jessica Ramsey	---	Crestwood Elementary – General Secretary Effective 9-14-15, Salary Schedule 3Cx, 185 days
Brandon Richardson	---	NLSD Transportation – Bus Driver Effective 8-25-15, Salary Schedule 4TR, 182 days
John Tate	---	NLRSD Transportation – Bus Aide Effective 8-17-15, Salary Schedule 4TR, 182 days
Ashreal Tramble	---	Pike View ECC – Pre-K Paraprofessional Effective 8-31-15, Salary Schedule 4PP, 185 days

**NORTH LITTLE ROCK SCHOOL DISTRICT  
BUSINESS OFFICE ITEMS FOR CONSENT AGENDA APPROVAL  
September 17, 2015**

**ITEM: Annual Maintenance On Software (Food Service)**  
**ITEM DESCRIPTION: Annual Maintenance On Software (Food Service)**  
**COMPETITIVE BID: No**  
**BID NAME: Sole Source**  
**SOURCE OF FUNDING: Operational**  
**LOCATION: District Wide**

**Horizon Software International** **\$24,655.19\*\*\*\*\***

**ITEM: Bus Engine Rebuild**  
**ITEM DESCRIPTION: Bus Engine Rebuild**  
**COMPETITIVE BID: NA**  
**BID NAME: NA**  
**SOURCE OF FUNDING: Operational**  
**LOCATION: Transportation**

**Summit Truck Group** **\$21,700.00\*\*\*\*\***

**ITEM: Intrusion Alarm (Pike View)**  
**ITEM DESCRIPTION: Intrusion Alarm (Pike View)**  
**COMPETITIVE BID: Yes**  
**BID NAME: Tips/Taps # 1042414**  
**SOURCE OF FUNDING: Construction**  
**LOCATION: Pike View**

**Arkansas Automatic** **\$8,806.00\*\*\*\*\***

**ITEM: Fire Alarm (Crestwood Wing C)**  
**ITEM DESCRIPTION: Fire Alarm (Crestwood Wing C)**  
**COMPETITIVE BID: Yes**  
**BID NAME: Tips/Taps # 1042414**  
**SOURCE OF FUNDING: Construction**  
**LOCATION: Crestwood**

**Arkansas Automatic** **\$7,100.00\*\*\*\*\***

\* Did not meet specifications  
\*\* Part of all or no bid  
\*\*\* Quality not recommended  
\*\*\*\* Limited Coverage  
\*\*\*\*\* Recommended  
\*\*\*\*\* Recommended Pending Contract Negotiation

**ITEM: Intercom System (Pike View )**  
**ITEM DESCRIPTION: Intercom System (Pike View )**  
**COMPETITIVE BID: Yes**  
**BID NAME: Tips/Taps # 6042315**  
**SOURCE OF FUNDING: Construction**  
**LOCATION: Pike View**

**Fleming Network & Security Services**

**\$16,138.70\*\*\*\*\***

**ITEM: Intercom System High School (Change Order)**  
**ITEM DESCRIPTION: Intercom System High School (Change Order)**  
**COMPETITIVE BID: Yes**  
**BID NAME: Tips/Taps # 6042315**  
**SOURCE OF FUNDING: Construction**  
**LOCATION: High School**

**Fleming Network & Security Services**

**\$24,914.34\*\*\*\*\***

**ITEM: Classroom Furniture Seventh Street (Pre-k)**  
**ITEM DESCRIPTION: Classroom Furniture Seventh Street (Pre-k)**  
**COMPETITIVE BID: Yes**  
**BID NAME: Tips/Taps # 1102512**  
**SOURCE OF FUNDING: Construction**  
**LOCATION: Seventh Street**

**Virco**

**\$9,009.52\*\*\*\*\***

**ITEM: Cafeteria Table Connectors**  
**ITEM DESCRIPTION: Cafeteria Table Connectors**  
**COMPETITIVE BID: Yes**  
**BID NAME: Tips/Taps # 2012215**  
**SOURCE OF FUNDING: Construction**  
**LOCATION: Crestwood, Glenview, Indian Hills & Seventh Street**

**Contrax Furnishings**

**\$2,569.60\*\*\*\*\***

\* Did not meet specifications  
\*\* Part of all or no bid  
\*\*\* Quality not recommended  
\*\*\*\* Limited Coverage  
\*\*\*\*\* Recommended  
\*\*\*\*\* Recommended Pending Contract Negotiation

ITEM: Smart-ups  
ITEM DESCRIPTION: Smart-ups  
COMPETITIVE BID: Yes  
BID NAME: Tips/Taps # 2062515  
SOURCE OF FUNDING: Construction  
LOCATION: Pike View

White River Services & Solutions

\$1,183.00\*\*\*\*\*

ITEM: Dell Laptops (1)  
ITEM DESCRIPTION: Dell Laptops (1)  
COMPETITIVE BID: Yes  
BID NAME: Tips/Taps # 2062515  
SOURCE OF FUNDING: Construction  
LOCATION: Crestwood

White River Services & Solutions

\$1,281.00\*\*\*\*\*

ITEM: Front Control Dishwashers ADA (8)  
ITEM DESCRIPTION: Front Control Dishwashers ADA (8)  
COMPETITIVE BID: Yes (3 Quotes)  
BID NAME: NA  
SOURCE OF FUNDING: Construction  
LOCATION: High School

Sears  
Home Depot  
Lowes

\$4,389.89\*\*\*\*\*  
\$4,679.39  
\$4,678.52

ITEM: Smart Boards (1)  
ITEM DESCRIPTION: Smart Boards (1)  
COMPETITIVE BID: Yes  
BID NAME: Tips/Taps # 01042414  
SOURCE OF FUNDING: Construction  
LOCATION: Crestwood

Piraino Consulting

\$7,434.42\*\*\*\*\*

\* Did not meet specifications  
\*\* Part of all or no bid  
\*\*\* Quality not recommended  
\*\*\*\* Limited Coverage  
\*\*\*\*\* Recommended  
\*\*\*\*\* Recommended Pending Contract Negotiation

Check Register August 2015 Period 2 FY 16

Fiscal Year	Period	Check Number	Check Date	Vendor Name	Transaction Amount
16	2	2000539	Aug 12, 2015	A'TEST CONSULTANTS INC	72.00
16	2	2000540	Aug 12, 2015	ALLSTATE BENEFITS	1,620.62
16	2	2000541	Aug 12, 2015	ARKANSAS DEPARTMENT OF EDUCATION	80,781.98
16	2	2000542	Aug 12, 2015	BROWN JANITOR SUPPLY	461.40
16	2	2000543	Aug 12, 2015	INTERNATIONAL DATA EVALUATION CTR	1,200.00
16	2	2000544	Aug 12, 2015	JIMMY JOHNS	687.88
16	2	2000545	Aug 12, 2015	JEFFREY SKRD LANT	198.66
16	2	2000546	Aug 12, 2015	WALMART COMMUNITY BRC	69.17
16	2	2000547	Aug 12, 2015	WHITE RIVER SERVICES	69.71
16	2	200366	Aug 4, 2015	BASICS PLUS	134.29
16	2	200374	Aug 4, 2015	J K ATHLETICS	780.59
16	2	200382	Aug 4, 2015	UTILITY BILLING SERVICES WATER	3,783.54
16	2	200385	Aug 4, 2015	WINDSTREAM ARKANSAS LLC	7,868.50
16	2	200386	Aug 4, 2015	WINDSTREAM COMMUNICATIONS INC	24,598.54
16	2	200387	Aug 4, 2015	BROMLEY PARTS & SERVICE	165.30
16	2	200388	Aug 4, 2015	CHILD NUTRITION-MARSHA SATTERFIELD	3,000.00
16	2	200389	Aug 4, 2015	DONNA STARRETT	5.10
16	2	200390	Aug 4, 2015	FRED J MILLER INC	3,159.80
16	2	200391	Aug 4, 2015	JESSICA MOORE	17.48
16	2	200392	Aug 4, 2015	JOE FOLEY	360.00
16	2	200393	Aug 4, 2015	LORETTA SCHNARR	5.10
16	2	200394	Aug 4, 2015	MINNESOTA LIFE INSURANCE	362.31
16	2	200395	Aug 4, 2015	PHYLLIS VERDELL	99.82
16	2	200396	Aug 4, 2015	SAMS CLUB DIRECT	148.94
16	2	200397	Aug 4, 2015	SCHOLASTIC INC	901.54
16	2	200398	Aug 4, 2015	SCHOOL HEALTH CORPORATION	73.15
16	2	200399	Aug 4, 2015	THOMAS D NOBLE	120.34
16	2	200400	Aug 4, 2015	TRANSAMERICA LIFE INSURANCE COMPANY	893.08
16	2	200401	Aug 4, 2015	WESTERN PSYCHOLOGICAL SERVICES	403.15
16	2	200409	Aug 5, 2015	GENESIS DATACOM LLC	404,950.34
16	2	200420	Aug 5, 2015	WHITE RIVER SERVICES	95,238.04
16	2	200421	Aug 5, 2015	SERITA AGE	1.30
16	2	200423	Aug 5, 2015	ALLIED WASTE SERVICES #858	10,075.12
16	2	200424	Aug 5, 2015	CLEAR MOUNTAIN REFRESHMENT SERVICE	41.51
16	2	200425	Aug 5, 2015	GODDESS PRODUCTS, INC.	55.14
16	2	200426	Aug 5, 2015	JSH, INC	78.68
16	2	200427	Aug 5, 2015	TAMHRA MORRIS	1.80
16	2	200428	Aug 5, 2015	U S ABLE CRITICAL CARE	289.57
16	2	200430	Aug 5, 2015	U S ABLE LIFE- GRP LIFE	569.88
16	2	200431	Aug 5, 2015	USABLE VOLUNTARY GROUP LIFE	1,312.83
16	2	200432	Aug 5, 2015	RAYSHAUN WILSON SR	30.05
16	2	200433	Aug 6, 2015	ARKANSAS DEPT. OF EDUCATION	125.00
16	2	200434	Aug 6, 2015	BARNES AND NOBLE	206.58
16	2	200435	Aug 6, 2015	BROUKE REYNOLDS	100.01
16	2	200436	Aug 6, 2015	JUSTIN COBB	364.83
16	2	200437	Aug 6, 2015	COMCAST	744.16
16	2	200438	Aug 6, 2015	DATAMAX LEASING DIVISION	5,050.68
16	2	200439	Aug 6, 2015	ECOLAB INC	2,026.24
16	2	200440	Aug 6, 2015	GODDESS PRODUCTS, INC.	895.95
16	2	200441	Aug 6, 2015	JONES SCHOOL SUPPLY CO INC	191.10
16	2	200442	Aug 6, 2015	KELLEYS UPHOLSTERY	4,646.00
16	2	200443	Aug 6, 2015	OCCUPATIONAL HEALTH CTRS OF AR. PA	681.50

Check Register August 2015 Period 2 FY 16

16	2	200444	Aug 6, 2015	P & K ENT LLC	365.63
16	2	200445	Aug 6, 2015	PYRAMID SIGN LLC	89.38
16	2	200446	Aug 6, 2015	REBECCA BAILEY	22.18
16	2	200447	Aug 6, 2015	SAMS CLUB DIRECT	270.00
16	2	200448	Aug 6, 2015	SAMS WHOLESALE CLUB	83.14
16	2	200449	Aug 6, 2015	SANDRA LYNN ENGLISH	640.00
16	2	200450	Aug 6, 2015	SCIENCE TAKE-OUT	274.00
16	2	200451	Aug 6, 2015	SHAMEKA SMITH	100.00
16	2	200452	Aug 6, 2015	TAMHRA MORRIS	19.80
16	2	200453	Aug 6, 2015	U S ABLE GRP LIFE/HCP	296.25
16	2	200454	Aug 6, 2015	U S ABLE LIFE-ACCIDENT	717.04
16	2	200456	Aug 6, 2015	U S ABLE LIFE-STD	1,228.90
16	2	200457	Aug 6, 2015	U S ABLE LIFE/CANCER	18.32
16	2	200458	Aug 6, 2015	UALR CENTER FOR LITERACY	3,000.00
16	2	200459	Aug 6, 2015	ULTIMATE OFFICE	27.90
16	2	200460	Aug 10, 2015	AEA FEDERAL CREDIT UNION	250.00
16	2	200461	Aug 10, 2015	ALLSTATE BENEFITS	1,886.65
16	2	200462	Aug 10, 2015	AMERICAN NATIONAL LIFE INSURANCE CO	3,562.65
16	2	200463	Aug 10, 2015	AMERIPRISE FINANCIAL SERVICES	2,060.00
16	2	200464	Aug 10, 2015	AR PUBLIC EMPLOYEES RETIREMENT SY	107.57
16	2	200465	Aug 10, 2015	ARKANSAS BLUE CROSS BLUE SHIELD	5,281.30
16	2	200466	Aug 10, 2015	ARKANSAS EDUCATION ASSOCIATION	648.00
16	2	200467	Aug 10, 2015	ARKANSAS STATE TEACHERS ASSOCIATION	66.00
16	2	200468	Aug 10, 2015	DATAPATH ADMINISTRATIVE SERVICES	3,405.00
16	2	200469	Aug 10, 2015	DEPT. OF FINANCE & ADMINISTRATION	22,920.02
16	2	200470	Aug 10, 2015	EMPLOYEE BENEFITS DIVISION	37,112.75
16	2	200471	Aug 10, 2015	GREAT LAKES HIGHER EDUCATION	313.40
16	2	200472	Aug 10, 2015	ING SERVICE CENTER	25.00
16	2	200473	Aug 10, 2015	INTERNAL REVENUE SERVICE	225.00
16	2	200474	Aug 10, 2015	INTERNAL REVENUE SERVICE	137,375.63
16	2	200475	Aug 10, 2015	MG TRUST COMPANY LLC	520.00
16	2	200476	Aug 10, 2015	MINNESOTA LIFE INSURANCE	565.00
16	2	200477	Aug 10, 2015	NLR EDUCATORS CREDIT UNION	12,632.50
16	2	200478	Aug 10, 2015	NORTH LITTLE ROCK C T A	88.48
16	2	200479	Aug 10, 2015	OCSE	682.90
16	2	200480	Aug 10, 2015	ONE AMERICA	1,539.09
16	2	200481	Aug 10, 2015	PHEAA	209.00
16	2	200482	Aug 10, 2015	RELIASTAR LIFE INSURANCE COMPANY	325.00
16	2	200483	Aug 10, 2015	TASC	2,605.59
16	2	200484	Aug 10, 2015	TRANSAMERICA LIFE INSURANCE COMPANY	1,128.67
16	2	200485	Aug 10, 2015	U S ABLE CRITICAL CARE	381.64
16	2	200486	Aug 10, 2015	U S ABLE GRP LIFE/HCP	312.50
16	2	200487	Aug 10, 2015	U S ABLE LIFE- GRP LIFE	560.88
16	2	200488	Aug 10, 2015	U S ABLE LIFE- HIP	836.35
16	2	200489	Aug 10, 2015	U S ABLE LIFE-ACCIDENT	563.80
16	2	200490	Aug 10, 2015	U S ABLE LIFE-STD	2,880.15
16	2	200491	Aug 10, 2015	U S DEPARTMENT OF EDUCATION	186.24
16	2	200492	Aug 10, 2015	UNITED WAY OF PULASKI COUNTY	62.00
16	2	200493	Aug 10, 2015	UNUM LIFE INSURANCE OF AMERICA LTC	82.85
16	2	200494	Aug 10, 2015	USABLE VOLUNTARY GROUP LIFE	1,946.01
16	2	200495	Aug 10, 2015	VALIC - VARIABLE ANNUITY LIFE	3,520.00
16	2	200496	Aug 10, 2015	VALIC-VARIABLE ANNUITY LIFE	100.00
16	2	200497	Aug 10, 2015	VISION SERVICE PLAN (AR)	884.77



Check Register August 2015 Period 2 FY 16

16	2	200498	Aug 10, 2015	ARCOM SYSTEMS	7,592.00
16	2	200499	Aug 10, 2015	ARKANSAS DEMOCRAT GAZETTE	143.10
16	2	200500	Aug 10, 2015	ARKANSAS MAILING SERVICES	869.59
16	2	200501	Aug 10, 2015	CENTERPOINT ENERGY	308.79
16	2	200502	Aug 10, 2015	CHRISTIE TOLAND	48.46
16	2	200503	Aug 10, 2015	CROW BURLINGAME CO	9.74
16	2	200504	Aug 10, 2015	EXPLORE LEARNING	2,695.00
16	2	200505	Aug 10, 2015	FARRELL-CALHOUN PAINT CO	55.73
16	2	200506	Aug 10, 2015	GODDESS PRODUCTS, INC.	518.59
16	2	200507	Aug 10, 2015	GTM SPORTSWEAR	1,158.78
16	2	200508	Aug 10, 2015	HERITAGE-CRYSTAL CLEAN LLC	135.35
16	2	200509	Aug 10, 2015	JW PEPPER	26.99
16	2	200510	Aug 10, 2015	KEATHLEY SERVICE CO., INC	493.68
16	2	200511	Aug 10, 2015	MAILFINANCE	824.67
16	2	200512	Aug 10, 2015	MID-SOUTH CLEAN MACHINE, INC	1,806.53
16	2	200513	Aug 10, 2015	MLS LAWN SERVICES	5,041.53
16	2	200514	Aug 10, 2015	NLR WELDING SUPPLY	178.84
16	2	200515	Aug 10, 2015	TRUCK PRO	73.51
16	2	200516	Aug 10, 2015	UTILITY BILLING SERVICES WATER	480.13
16	2	200517	Aug 10, 2015	WALMART COMMUNITY BRC	1,456.03
16	2	200519	Aug 10, 2015	WINDSTREAM COMMUNICATIONS INC	132,612.97
16	2	200520	Aug 11, 2015	A'TEST CONSULTANTS INC	591.00
16	2	200521	Aug 11, 2015	ARKANSAS DOOR & HARDWARE	310.65
16	2	200522	Aug 11, 2015	BLACKBURN CONSULTING GROUP	7,750.00
16	2	200523	Aug 11, 2015	CHEMSEARCH	1,828.54
16	2	200524	Aug 11, 2015	FARRELL-CALHOUN PAINT CO	110.95
16	2	200525	Aug 11, 2015	LITTLE ROCK WINNELSON CO.	274.36
16	2	200526	Aug 11, 2015	LOWE'S	253.38
16	2	200527	Aug 11, 2015	NORTH LITTLE ROCK TROPHY COMPANY	1,549.19
16	2	200528	Aug 11, 2015	OCCUPATIONAL HEALTH CTRS OF AR. PA	293.00
16	2	200529	Aug 11, 2015	PEEPLS BROTHERS SUPPLY INC	999.66
16	2	200530	Aug 11, 2015	SCHOOL HEALTH CORPORATION	130.49
16	2	200531	Aug 11, 2015	TEAM EXPRESS	1,131.40
16	2	200533	Aug 11, 2015	U S ABLE LIFE- HIP	845.28
16	2	200534	Aug 11, 2015	J J KELLER	307.25
16	2	200536	Aug 11, 2015	ONE AMERICA	570.25
16	2	200537	Aug 11, 2015	TAMHRA MORRIS	8.98
16	2	200537	Aug 11, 2015	TAMHRA MORRIS	-8.98
16	2	200538	Aug 11, 2015	TAYLOR AND FRANCIS GROUP LLC	5,360.88
16	2	200548	Aug 12, 2015	AAEA	320.00
16	2	200549	Aug 12, 2015	ACDA	150.00
16	2	200550	Aug 12, 2015	ACT	21,508.00
16	2	200551	Aug 12, 2015	ARKANSAS CAREER EDUCATION ASSOC.	150.00
16	2	200552	Aug 12, 2015	BANK OF THE OZARKS WCA TRUST SERV.	44,515.98
16	2	200553	Aug 12, 2015	ELIZABETH J STEWART	103.69
16	2	200554	Aug 12, 2015	ELIZABETH JONES	99.96
16	2	200555	Aug 12, 2015	ERIKA CONNELLY	115.12
16	2	200556	Aug 12, 2015	GODDESS PRODUCTS, INC.	19.96
16	2	200557	Aug 12, 2015	GRIFFITH W. HUGHES	810.00
16	2	200558	Aug 12, 2015	KELLY EUGENE RODGERS JR	58.32
16	2	200559	Aug 12, 2015	LITTLE ROCK SCHOOL DISTRICT	322,779.68
16	2	200560	Aug 12, 2015	LORA STOGSDILL	61.90
16	2	200561	Aug 12, 2015	MOUNT ST MARY ACADEMY	125.00

Check Register August 2015 Period 2 FY 16

16	2	200562	Aug 12, 2015	OCCUPATIONAL HEALTH CTRS OF AR. PA	147.00
16	2	200563	Aug 12, 2015	ROBIN TIBBS	86.84
16	2	200564	Aug 12, 2015	SAMS CLUB DIRECT	399.64
16	2	200565	Aug 12, 2015	STAYBRIDGE SUITES	77.22
16	2	200566	Aug 14, 2015	AEA FEDERAL CREDIT UNION	107.50
16	2	200567	Aug 14, 2015	ALLSTATE BENEFITS	547.80
16	2	200568	Aug 14, 2015	AMERIPRISE FINANCIAL SERVICES	225.00
16	2	200569	Aug 14, 2015	AR PUBLIC EMPLOYEES RETIREMENT SY	121.87
16	2	200570	Aug 14, 2015	ARKANSAS BLUE CROSS BLUE SHIELD	1,660.62
16	2	200571	Aug 14, 2015	ARKANSAS EDUCATION ASSOCIATION	16.60
16	2	200572	Aug 14, 2015	ARKANSAS STATE TEACHERS ASSOCIATION	8.25
16	2	200573	Aug 14, 2015	CINTAS CORPORATION LOC 570	79.62
16	2	200574	Aug 14, 2015	DATAPATH ADMINISTRATIVE SERVICES	135.25
16	2	200575	Aug 14, 2015	DEPT. OF FINANCE & ADMINISTRATION	3,183.70
16	2	200576	Aug 14, 2015	EMPLOYEE BENEFITS DIVISION	14,438.06
16	2	200577	Aug 14, 2015	INTERNAL REVENUE SERVICE	25,545.47
16	2	200578	Aug 14, 2015	JACK W GOODING TRUSTEE	281.25
16	2	200579	Aug 14, 2015	MARK T MCCARTY TRUSTEE	542.05
16	2	200580	Aug 14, 2015	MINNESOTA LIFE INSURANCE	180.38
16	2	200581	Aug 14, 2015	NLR EDUCATORS CREDIT UNION	2,140.67
16	2	200582	Aug 14, 2015	OCSE	2,074.10
16	2	200583	Aug 14, 2015	ONE AMERICA	258.11
16	2	200584	Aug 14, 2015	RELIASTAR LIFE INSURANCE COMPANY	37.50
16	2	200585	Aug 14, 2015	TRANSAMERICA LIFE INSURANCE COMPANY	416.01
16	2	200586	Aug 14, 2015	U S ABLE CRITICAL CARE	106.40
16	2	200587	Aug 14, 2015	U S ABLE GRP LIFE/HCP	171.25
16	2	200588	Aug 14, 2015	U S ABLE LIFE- GRP LIFE	248.76
16	2	200589	Aug 14, 2015	U S ABLE LIFE- HIP	374.48
16	2	200590	Aug 14, 2015	U S ABLE LIFE-ACCIDENT	359.26
16	2	200591	Aug 14, 2015	U S ABLE LIFE-STD	544.16
16	2	200592	Aug 14, 2015	U S ABLE LIFE/CANCER	36.25
16	2	200593	Aug 14, 2015	USABLE VOLUNTARY GROUP LIFE	359.97
16	2	200594	Aug 14, 2015	VALIC - VARIABLE ANNUITY LIFE	425.00
16	2	200595	Aug 14, 2015	VISION SERVICE PLAN (AR)	272.18
16	2	200596	Aug 14, 2015	DEPT. OF FINANCE & ADMINISTRATION	1,894.68
16	2	200597	Aug 14, 2015	INTERNAL REVENUE SERVICE	13,882.46
16	2	200598	Aug 14, 2015	APPLE COMPANY INC	8,473.85
16	2	200599	Aug 14, 2015	APPLE COMPUTER	62.93
16	2	200600	Aug 14, 2015	ARKANSAS ASSN OF STUDENT COUNCIL	60.00
16	2	200601	Aug 14, 2015	BEQUETTE & BILLINGSLEY	4,818.60
16	2	200602	Aug 14, 2015	BRENDA BUTLER	77.28
16	2	200603	Aug 14, 2015	BRIAN HOUSE	1,897.51
16	2	200604	Aug 14, 2015	CENTERPOINT ENERGY	1,103.34
16	2	200605	Aug 14, 2015	DRAMATISTS PLAY SERVICE	400.00
16	2	200606	Aug 14, 2015	DREW CAMP	300.00
16	2	200607	Aug 14, 2015	ERIKA CONNELLY	600.00
16	2	200608	Aug 14, 2015	GWEN LOVELACE	645.24
16	2	200609	Aug 14, 2015	HEINEMANN	589.05
16	2	200610	Aug 14, 2015	HUDL	3,199.00
16	2	200611	Aug 14, 2015	JAMIE RISTAINO	800.00
16	2	200612	Aug 14, 2015	KAGAN PUBLISHING	1,293.00
16	2	200613	Aug 14, 2015	M J COMMUNICATIONS	154.61
16	2	200614	Aug 14, 2015	MAILFINANCE	192.93

Check Register August 2015 Period 2 FY 16

16	2	200615	Aug 14, 2015	MARY WALTER	900.00
16	2	200616	Aug 14, 2015	NORTH LITTLE ROCK ELECTRIC	1,785.82
16	2	200617	Aug 14, 2015	PRISCA SELHORST	382.04
16	2	200618	Aug 14, 2015	SHELLY JONES	311.91
16	2	200619	Aug 14, 2015	SHERAH FULTON	80.25
16	2	200620	Aug 14, 2015	SPECIAL MOMENTS OF ARKANSAS, LLC	1,244.60
16	2	200621	Aug 14, 2015	STEVE CANADY	116.00
16	2	200622	Aug 14, 2015	TRI- ED DISTRIBUTION INC	292.12
16	2	200623	Aug 14, 2015	UTILITY BILLING SERVICES WATER	541.16
16	2	200624	Aug 14, 2015	VERIZON WIRELESS	7,342.55
16	2	200626	Aug 14, 2015	VISION SERVICE PLAN (AR)	1,031.62
16	2	200627	Aug 14, 2015	WALMART COMMUNITY BRC	94.58
16	2	200628	Aug 14, 2015	WHITE RIVER SERVICES	38,912.36
16	2	200629	Aug 14, 2015	WORLDS FINEST CHOCOLATE	795.60
16	2	200630	Aug 14, 2015	AMERICAN PAPER & TWINE CO.	2,222.21
16	2	200631	Aug 14, 2015	BRYANT SCHOOL DIST ATHLETIC DEPT	100.00
16	2	200632	Aug 14, 2015	CENTERPOINT ENERGY	128.62
16	2	200633	Aug 14, 2015	CLEAR MOUNTAIN REFRESHMENT SERVICE	69.72
16	2	200634	Aug 14, 2015	FORT SMITH SOUTHSIDE	125.00
16	2	200635	Aug 14, 2015	GARY FLAKE	250.00
16	2	200636	Aug 14, 2015	NORTH LITTLE ROCK ELECTRIC	3,403.02
16	2	200637	Aug 14, 2015	ULTIMATE OFFICE	178.10
16	2	200638	Aug 14, 2015	UTILITY BILLING SERVICES WATER	65.87
16	2	200639	Aug 14, 2015	VARSITY SPIRIT FASHIONS	1,226.97
16	2	200640	Aug 17, 2015	A'TEST CONSULTANTS INC	83.00
16	2	200641	Aug 17, 2015	ACE GLASS CONSTRUCTION COMPANY	268.00
16	2	200642	Aug 17, 2015	ARKANSAS SIGNS FIRST	21.70
16	2	200643	Aug 17, 2015	BATTERY OUTFITTERS INC	84.55
16	2	200644	Aug 17, 2015	BILL'S LOCK & SAFE	53.16
16	2	200645	Aug 17, 2015	CENTRAL STATES BUS SALES	11.97
16	2	200646	Aug 17, 2015	CINTAS CORPORATION LOC 570	192.02
16	2	200647	Aug 17, 2015	CLEAR MOUNTAIN REFRESHMENT SERVICE	107.84
16	2	200648	Aug 17, 2015	CROW BURLINGAME CO	197.95
16	2	200649	Aug 17, 2015	FARRELL-CALHOUN PAINT CO	307.92
16	2	200650	Aug 17, 2015	FLEET TIRE SERVICE OF NLR INC.	112.84
16	2	200651	Aug 17, 2015	HOME DEPOT CREDIT SERVICES	283.14
16	2	200652	Aug 17, 2015	HUM'S HARDWARE	188.84
16	2	200653	Aug 17, 2015	INFORMATION NETWORK OF ARKANSAS	25.00
16	2	200654	Aug 17, 2015	LITTLE ROCK WINNELSON CO.	932.36
16	2	200655	Aug 17, 2015	MID SOUTH SALES	5,494.75
16	2	200656	Aug 17, 2015	NLR CHAMBER OF COMMERCE	30.00
16	2	200657	Aug 17, 2015	NLR WELDING SUPPLY	81.22
16	2	200658	Aug 17, 2015	P & K ENT LLC	339.51
16	2	200659	Aug 17, 2015	PERSONNEL CONCEPTS	45.85
16	2	200660	Aug 17, 2015	PPG ARCHITECTURAL FINISHES	1,083.18
16	2	200661	Aug 17, 2015	RIVER VALLEY HORTICULTURAL	745.40
16	2	200662	Aug 17, 2015	STUART C IRBY CO	599.45
16	2	200663	Aug 17, 2015	SUMMIT TRUCK GROUP	171.43
16	2	200664	Aug 17, 2015	TASC	4,312.05
16	2	200665	Aug 17, 2015	TCPRINT SOLUTIONS	69.44
16	2	200667	Aug 17, 2015	ARKANSAS BLUE CROSS BLUE SHIELD	6,173.40
16	2	200668	Aug 17, 2015	FLEET TIRE SERVICE OF NLR INC.	16.28
16	2	200669	Aug 17, 2015	ANGELA HAUSTEIN	125.00

Check Register August 2015 Period 2 FY 16

16	2	200670	Aug 17, 2015	KERR PAPER & SUPPLY CO	1,225.77
16	2	200671	Aug 17, 2015	MARY WALTER	322.60
16	2	200672	Aug 17, 2015	MLS LAWN SERVICES	135.63
16	2	200673	Aug 17, 2015	ARKANSAS AUTOMATIC SPRINKLERS INC	38,235.68
16	2	200674	Aug 17, 2015	BALDWIN & SHELL CONSTRUCTION CO	765,211.00
16	2	200675	Aug 17, 2015	COMCAST	2,396.07
16	2	200676	Aug 17, 2015	CONTRAX FURNISHINGS	139,534.04
16	2	200677	Aug 17, 2015	DLR GROUP	199,082.95
16	2	200678	Aug 17, 2015	ENVIRONMENTAL ENTERPRISE GROUP	1,493.70
16	2	200679	Aug 17, 2015	GENESIS DATACOM LLC	25,927.23
16	2	200680	Aug 17, 2015	GODDESS PRODUCTS, INC.	9,330.46
16	2	200681	Aug 17, 2015	HYDCO INC	1,052,454.82
16	2	200682	Aug 17, 2015	MOBILE MINI LLC AK	123.69
16	2	200683	Aug 17, 2015	PIONEER DISTRIBUTING CO	6,705.30
16	2	200684	Aug 17, 2015	SNYDER ENVIRONMENTAL & CONST.	83,349.70
16	2	200685	Aug 17, 2015	VANGUARD MODULAR BUILDING SYSTEMS	5,681.06
16	2	200687	Aug 17, 2015	VIRCO MFG CORPORATION	589,255.56
16	2	200688	Aug 18, 2015	AMERICAN PAPER & TWINE CO.	1,723.52
16	2	200689	Aug 18, 2015	ANDREA FERNANDEZ	100.00
16	2	200690	Aug 18, 2015	ARKANSAS ASSOC OF EDUCATION ADMIN	320.00
16	2	200691	Aug 18, 2015	GODDESS PRODUCTS, INC.	1,948.15
16	2	200692	Aug 18, 2015	NORTH LITTLE ROCK ELECTRIC	6,254.11
16	2	200693	Aug 18, 2015	PROFESSIONAL FORMS & SUPPLIES	1,602.60
16	2	200694	Aug 18, 2015	BALDWIN & SHELL CONSTRUCTION CO	1,407,437.00
16	2	200695	Aug 18, 2015	CRAFTON TULL & ASSOCIATES INC	8,033.81
16	2	200696	Aug 18, 2015	DEVELOPMENT CONSULTANTS INC	4,042.25
16	2	200697	Aug 18, 2015	ENVIRONMENTAL ENTERPRISE GROUP	1,448.00
16	2	200698	Aug 18, 2015	GENESIS DATACOM LLC	618,953.00
16	2	200699	Aug 18, 2015	JACKSON BROWN PALCULICT ARCHITECTS	9,105.04
16	2	200700	Aug 18, 2015	LEWIS, ELLIOTT, MCMORRAN, VADEN,	23,919.18
16	2	200701	Aug 18, 2015	LIGHTSPEED TECHNOLOGIES INC	365,111.24
16	2	200702	Aug 18, 2015	NABHOLZ CONSTRUCTION SERVICES	1,993,263.71
16	2	200703	Aug 18, 2015	VIRCO MFG CORPORATION	149,299.60
16	2	200704	Aug 18, 2015	WHITE RIVER SERVICES	374,687.03
16	2	200705	Aug 20, 2015	A'TEST CONSULTANTS INC	47.00
16	2	200706	Aug 20, 2015	AAEA	220.00
16	2	200707	Aug 20, 2015	ARCH FORD EDUCATION SERV. COOP.	750.00
16	2	200708	Aug 20, 2015	ARKANSAS 7A PRINCIPALS ASSOCIATION	200.00
16	2	200709	Aug 20, 2015	ARKANSAS TIMES	11,250.00
16	2	200710	Aug 20, 2015	BASICS PLUS	2,215.93
16	2	200711	Aug 20, 2015	CENTERPOINT ENERGY	51.47
16	2	200712	Aug 20, 2015	COMCAST	112.35
16	2	200713	Aug 20, 2015	CONWAY HIGH SCHOOL ATHLETIC DEPT	100.00
16	2	200714	Aug 20, 2015	CURRY'S TERMITE & PEST CONTROL	585.90
16	2	200715	Aug 20, 2015	DATEK, INC	3,911.60
16	2	200716	Aug 20, 2015	DAWN WHOLESALE	5,682.00
16	2	200717	Aug 20, 2015	FAIRY TALE FLORALS	594.05
16	2	200718	Aug 20, 2015	GODDESS PRODUCTS, INC.	315.55
16	2	200719	Aug 20, 2015	KNOWLEDGE TREE	351.41
16	2	200720	Aug 20, 2015	KROGER COMPANY/INDIAN HILLS	131.49
16	2	200721	Aug 20, 2015	NORTH LITTLE ROCK ELECTRIC	461.39
16	2	200722	Aug 20, 2015	OUACHITA BAPTIST UNIVERSITY	840.00
16	2	200723	Aug 20, 2015	PETERSON FARMS FRESH INC	1,397.90

Check Register August 2015 Period 2 FY 16

16	2	200724	Aug 20, 2015	SAMS CLUB DIRECT	266.33
16	2	200725	Aug 20, 2015	UTILITY BILLING SERVICES WATER	2,405.61
16	2	200726	Aug 20, 2015	VARSITY SPIRIT FASHIONS	17,633.46
16	2	200727	Aug 20, 2015	BROWN JANITOR SUPPLY	418.09
16	2	200728	Aug 20, 2015	GODDESS PRODUCTS, INC.	825.94
16	2	200729	Aug 20, 2015	KEATHLEY SERVICE CO., INC	2,230.96
16	2	200730	Aug 20, 2015	OMNI CHEER	1,419.36
16	2	200732	Aug 20, 2015	PYRAMID SCHOOL PRODUCTS	1,121.13
16	2	200733	Aug 20, 2015	RIDDELL/ALL AMERICAN SPORTS CORP	7,574.79
16	2	200734	Aug 20, 2015	SAMS CLUB DIRECT	181.41
16	2	200735	Aug 20, 2015	WINDSTREAM COMMUNICATIONS INC	2,594.65
16	2	200736	Aug 21, 2015	AAEA	315.00
16	2	200737	Aug 21, 2015	ADVANCED CABLING SYSTEMS	651.00
16	2	200738	Aug 21, 2015	ARKANSAS ACTIVITIES ASSOCIATION	225.00
16	2	200739	Aug 21, 2015	BIG LOTS MCCAIN	141.04
16	2	200740	Aug 21, 2015	BILL'S LOCK & SAFE	35.26
16	2	200741	Aug 21, 2015	BUNKERS	770.00
16	2	200742	Aug 21, 2015	C S BACKGROUNDS	1,154.00
16	2	200743	Aug 21, 2015	CURRY'S TERMITE & PEST CONTROL	282.10
16	2	200744	Aug 21, 2015	ECONOMICS ARKANSAS	195.00
16	2	200745	Aug 21, 2015	FLEET TIRE SERVICE OF NLR INC.	19.00
16	2	200746	Aug 21, 2015	GODDESS PRODUCTS, INC.	778.71
16	2	200747	Aug 21, 2015	GRAYBAR COMPANY INC	3,855.81
16	2	200748	Aug 21, 2015	HUM'S HARDWARE	1,146.11
16	2	200749	Aug 21, 2015	KEATHLEY SERVICE CO., INC	3,256.45
16	2	200750	Aug 21, 2015	KELLEYS UPHOLSTERY	10,915.80
16	2	200751	Aug 21, 2015	LOWE'S	826.03
16	2	200752	Aug 21, 2015	MARDEL #8	144.65
16	2	200753	Aug 21, 2015	NASSP	480.00
16	2	200754	Aug 21, 2015	P & K ENT LLC	727.50
16	2	200755	Aug 21, 2015	PROFESSIONAL FORMS & SUPPLIES	795.86
16	2	200756	Aug 21, 2015	SAMS CLUB DIRECT	59.55
16	2	200757	Aug 21, 2015	SHRED-IT	536.25
16	2	200758	Aug 21, 2015	SOUTHERN TIRE MART	10,408.25
16	2	200759	Aug 21, 2015	SOUTHERN TROPHY	162.75
16	2	200760	Aug 21, 2015	TCPRINT SOLUTIONS	34.72
16	2	200761	Aug 21, 2015	UNITED DANCERS ALLIANCE	4,375.00
16	2	200762	Aug 21, 2015	WALMART COMMUNITY BRC	112.17
16	2	200763	Aug 21, 2015	BALDWIN & SHELL CONSTRUCTION CO	2,951,308.00
16	2	200764	Aug 21, 2015	ARCH FORD EDUCATION SERV. COOP.	802.20
16	2	200766	Aug 21, 2015	CENTERPOINT ENERGY	558.61
16	2	200767	Aug 21, 2015	MARDEL #8	172.49
16	2	200768	Aug 21, 2015	NORTH LITTLE ROCK ELECTRIC	20,049.13
16	2	200769	Aug 21, 2015	ORGANIZATIONAL HEALTH DIAGNOSTIC	2,387.40
16	2	200770	Aug 21, 2015	SCHOOL SPECIALTY	249.71
16	2	200771	Aug 21, 2015	SOUTHWEST AR EDUCATIONAL COOP	20.00
16	2	200772	Aug 21, 2015	SUSAN MILLER	147.07
16	2	200773	Aug 21, 2015	SEARS, ROEBUCK AND COMPANY	11,345.69
16	2	200774	Aug 24, 2015	A-PLUS TEACHING SUPPLIES	59.61
16	2	200775	Aug 24, 2015	AETNA LIFE & CASUALTY	1,243.69
16	2	200777	Aug 24, 2015	NORTH LITTLE ROCK ELECTRIC	83,683.01
16	2	200778	Aug 24, 2015	PIRAINO CONSULTING INC	1,085.00
16	2	200779	Aug 24, 2015	WALMART COMMUNITY BRC	995.91

Check Register August 2015 Period 2 FY 16

16	2	200780	Aug 25, 2015	AEA FEDERAL CREDIT UNION	250.00
16	2	200781	Aug 25, 2015	ALLSTATE BENEFITS	1,886.65
16	2	200782	Aug 25, 2015	AMERICAN NATIONAL LIFE INSURANCE CO	3,567.65
16	2	200783	Aug 25, 2015	AMERIPRISE FINANCIAL SERVICES	2,060.00
16	2	200784	Aug 25, 2015	AR PUBLIC EMPLOYEES RETIREMENT SY	107.57
16	2	200785	Aug 25, 2015	ARKANSAS BLUE CROSS BLUE SHIELD	5,268.33
16	2	200786	Aug 25, 2015	ARKANSAS EDUCATION ASSOCIATION	569.20
16	2	200787	Aug 25, 2015	ARKANSAS STATE TEACHERS ASSOCIATION	99.00
16	2	200788	Aug 25, 2015	DATAPATH ADMINISTRATIVE SERVICES	3,405.00
16	2	200789	Aug 25, 2015	DEPT. OF FINANCE & ADMINISTRATION	23,146.67
16	2	200790	Aug 25, 2015	EMPLOYEE BENEFITS DIVISION	38,152.03
16	2	200791	Aug 25, 2015	GREAT LAKES HIGHER EDUCATION	313.40
16	2	200792	Aug 25, 2015	ING SERVICE CENTER	25.00
16	2	200793	Aug 25, 2015	INTERNAL REVENUE SERVICE	225.00
16	2	200794	Aug 25, 2015	INTERNAL REVENUE SERVICE	137,620.12
16	2	200795	Aug 25, 2015	MG TRUST COMPANY LLC	520.00
16	2	200796	Aug 25, 2015	MINNESOTA LIFE INSURANCE	568.40
16	2	200797	Aug 25, 2015	NLR EDUCATORS CREDIT UNION	12,657.50
16	2	200798	Aug 25, 2015	NORTH LITTLE ROCK C T A	24.93
16	2	200799	Aug 25, 2015	OCSE	682.90
16	2	200800	Aug 25, 2015	ONE AMERICA	1,538.39
16	2	200801	Aug 25, 2015	PHEAA	209.00
16	2	200802	Aug 25, 2015	RELIASTAR LIFE INSURANCE COMPANY	325.00
16	2	200803	Aug 25, 2015	TASC	2,605.59
16	2	200804	Aug 25, 2015	TRANSAMERICA LIFE INSURANCE COMPANY	1,109.47
16	2	200805	Aug 25, 2015	U S ABLE CRITICAL CARE	381.64
16	2	200806	Aug 25, 2015	U S ABLE GRP LIFE/HCP	312.50
16	2	200807	Aug 25, 2015	U S ABLE LIFE- GRP LIFE	560.56
16	2	200808	Aug 25, 2015	U S ABLE LIFE- HIP	833.60
16	2	200809	Aug 25, 2015	U S ABLE LIFE-ACCIDENT	563.80
16	2	200810	Aug 25, 2015	U S ABLE LIFE-STD	2,860.93
16	2	200811	Aug 25, 2015	U S DEPARTMENT OF EDUCATION	186.24
16	2	200812	Aug 25, 2015	UNITED WAY OF PULASKI COUNTY	62.00
16	2	200813	Aug 25, 2015	UNUM LIFE INSURANCE OF AMERICA LTC	82.85
16	2	200814	Aug 25, 2015	USABLE VOLUNTARY GROUP LIFE	1,946.01
16	2	200815	Aug 25, 2015	VALIC - VARIABLE ANNUITY LIFE	3,570.00
16	2	200816	Aug 25, 2015	VALIC-VARIABLE ANNUITY LIFE	100.00
16	2	200817	Aug 25, 2015	VISION SERVICE PLAN (AR)	882.22
16	2	200818	Aug 25, 2015	CMS INC DBA	163.15
16	2	200819	Aug 25, 2015	COMMUNITY PLAYTHINGS	363.48
16	2	200820	Aug 25, 2015	CURRY'S TERMITE & PEST CONTROL	651.00
16	2	200821	Aug 25, 2015	DANIEL LABEL PRINTING COMPANY	181.75
16	2	200822	Aug 25, 2015	GODDESS PRODUCTS, INC.	4,198.24
16	2	200823	Aug 25, 2015	HOUGHTON MIFFLIN HARCOURT	278.85
16	2	200824	Aug 25, 2015	LAERDAL MEDICAL CORP	472.58
16	2	200825	Aug 25, 2015	LOWE'S	413.31
16	2	200826	Aug 25, 2015	NORTH LITTLE ROCK ELECTRIC	464.30
16	2	200827	Aug 25, 2015	SAMS CLUB DIRECT	693.47
16	2	200828	Aug 25, 2015	SHARAE LATRICE BOWENS	150.00
16	2	200829	Aug 25, 2015	STACY BESS NDLN,LLC	970.00
16	2	200830	Aug 25, 2015	UTILITY BILLING SERVICES WATER	81.73
16	2	200831	Aug 25, 2015	WALMART COMMUNITY BRC	458.15
16	2	200832	Aug 25, 2015	ATHLETIC DEPARTMENT ACTIVITY FUND	5,000.00

Check Register August 2015 Period 2 FY 16

16	2	200833	Aug 25, 2015	KNOWLEDGE TREE	323.61
16	2	200834	Aug 25, 2015	KREBS BROS. SUPPLY CO INC	1,845.98
16	2	200835	Aug 25, 2015	WALMART COMMUNITY BRC	584.06
16	2	200836	Aug 26, 2015	A-PLUS TEACHING SUPPLIES	308.91
16	2	200837	Aug 26, 2015	ARKANSAS PORTABLE TOILETS	325.50
16	2	200838	Aug 26, 2015	ARKANSAS STATE UNIVERSITY	250.00
16	2	200839	Aug 26, 2015	BRIGHAM YOUNG UNIVERSITY	750.00
16	2	200840	Aug 26, 2015	CLEAR MOUNTAIN REFRESHMENT SERVICE	57.75
16	2	200841	Aug 26, 2015	COMCAST	128.15
16	2	200842	Aug 26, 2015	DONALD L BOSS	150.00
16	2	200843	Aug 26, 2015	GODDESS PRODUCTS, INC.	1,087.19
16	2	200844	Aug 26, 2015	GRAINGER	109.58
16	2	200845	Aug 26, 2015	HOBBY LOBBY	149.07
16	2	200846	Aug 26, 2015	MARDEL #8	72.81
16	2	200847	Aug 26, 2015	OUACHITA BAPTIST UNIVERSITY	1,000.00
16	2	200848	Aug 26, 2015	REPAIR IT LOCAL	807.58
16	2	200849	Aug 26, 2015	SAMS CLUB DIRECT	712.84
16	2	200850	Aug 26, 2015	STEPHEN WIRGES PIANO CO LLC	375.00
16	2	200851	Aug 26, 2015	TRIVIA MARKETING	188.85
16	2	200852	Aug 26, 2015	UNIVERSITY OF CENTRAL ARKANSAS	1,000.00
16	2	200853	Aug 26, 2015	WALMART COMMUNITY BRC	911.25
16	2	200854	Aug 26, 2015	ARCH FORD EDUCATION SERV. COOP.	149.09
16	2	200855	Aug 26, 2015	FIRST BANK CARD	7,430.62
16	2	200856	Aug 26, 2015	FISHER SCIENCE EDUCATION	5,244.31
16	2	200857	Aug 26, 2015	GODDESS PRODUCTS, INC.	162.51
16	2	200858	Aug 26, 2015	MARDEL #8	167.81
16	2	200859	Aug 27, 2015	ARKANSAS AUTOMATIC SPRINKLERS INC	29,667.35
16	2	200860	Aug 27, 2015	DLR GROUP	150,682.86
16	2	200861	Aug 27, 2015	ENVIRONMENTAL ENTERPRISE GROUP	2,420.83
16	2	200862	Aug 27, 2015	POWERS OF ARKANSAS	6,237.32
16	2	200863	Aug 28, 2015	AEA FEDERAL CREDIT UNION	602.50
16	2	200864	Aug 28, 2015	ALLSTATE BENEFITS	1,189.50
16	2	200865	Aug 28, 2015	AMERIPRISE FINANCIAL SERVICES	225.00
16	2	200866	Aug 28, 2015	AR PUBLIC EMPLOYEES RETIREMENT SY	254.70
16	2	200867	Aug 28, 2015	ARKANSAS BLUE CROSS BLUE SHIELD	3,224.52
16	2	200868	Aug 28, 2015	ARKANSAS EDUCATION ASSOCIATION	66.64
16	2	200869	Aug 28, 2015	ARKANSAS STATE TEACHERS ASSOCIATION	8.25
16	2	200870	Aug 28, 2015	AUTOMATED COLLECTION SERVICES, INC	91.07
16	2	200871	Aug 28, 2015	CINTAS CORPORATION LOC 570	79.62
16	2	200872	Aug 28, 2015	CULLEN & CO PLLC	25.00
16	2	200873	Aug 28, 2015	DATAPATH ADMINISTRATIVE SERVICES	278.75
16	2	200874	Aug 28, 2015	DEPT. OF FINANCE & ADMINISTRATION	5,850.93
16	2	200875	Aug 28, 2015	EMPLOYEE BENEFITS DIVISION	25,830.92
16	2	200876	Aug 28, 2015	HOSTO & BUCHAN PLLC	81.99
16	2	200877	Aug 28, 2015	ING SERVICE CENTER	90.00
16	2	200878	Aug 28, 2015	INTERNAL REVENUE SERVICE	46.47
16	2	200879	Aug 28, 2015	INTERNAL REVENUE SERVICE	48,374.40
16	2	200880	Aug 28, 2015	JACK W GOODING TRUSTEE	535.10
16	2	200881	Aug 28, 2015	MARK T MCCARTY TRUSTEE	1,180.52
16	2	200882	Aug 28, 2015	MINNESOTA LIFE INSURANCE	338.33
16	2	200883	Aug 28, 2015	NLR EDUCATORS CREDIT UNION	3,147.34
16	2	200884	Aug 28, 2015	NLRSD-BACKGROUND CHECK	377.93
16	2	200885	Aug 28, 2015	OCSE	2,702.78

Check Register August 2015 Period 2 FY 16

16	2	200886	Aug 28, 2015	ONE AMERICA	508.93
16	2	200887	Aug 28, 2015	RELIASTAR LIFE INSURANCE COMPANY	125.00
16	2	200888	Aug 28, 2015	TASC	200.14
16	2	200889	Aug 28, 2015	THE MCHUGHES LAW FIRM LLC	405.04
16	2	200890	Aug 28, 2015	TRANSAMERICA LIFE INSURANCE COMPANY	1,023.14
16	2	200891	Aug 28, 2015	U S ABLE CRITICAL CARE	243.01
16	2	200892	Aug 28, 2015	U S ABLE GRP LIFE/HCP	293.75
16	2	200893	Aug 28, 2015	U S ABLE LIFE- GRP LIFE	476.99
16	2	200894	Aug 28, 2015	U S ABLE LIFE- HIP	684.56
16	2	200895	Aug 28, 2015	U S ABLE LIFE-ACCIDENT	656.24
16	2	200896	Aug 28, 2015	U S ABLE LIFE-STD	1,072.23
16	2	200897	Aug 28, 2015	U S ABLE LIFE/CANCER	45.41
16	2	200898	Aug 28, 2015	UNITED WAY OF PULASKI COUNTY	6.00
16	2	200899	Aug 28, 2015	USABLE VOLUNTARY GROUP LIFE	1,000.95
16	2	200900	Aug 28, 2015	VALIC - VARIABLE ANNUITY LIFE	475.00
16	2	200901	Aug 28, 2015	VISION SERVICE PLAN (AR)	561.94
16	2	200902	Aug 28, 2015	ESGI LLC	716.00
16	2	200903	Aug 28, 2015	HOBBY LOBBY	96.81
16	2	200904	Aug 28, 2015	KNOWLEDGE TREE	145.69
16	2	200905	Aug 28, 2015	NORTH LITTLE ROCK POLICE DEPT	9,686.60
16	2	200906	Aug 28, 2015	TASC	666.66
16	2	200907	Aug 28, 2015	UTILITY BILLING SERVICES WATER	55.18
16	2	200908	Aug 28, 2015	WALMART COMMUNITY BRC	558.79
16	2	200909	Aug 28, 2015	ACCURATE LABEL DESIGNS	344.98
16	2	200910	Aug 28, 2015	ARCH FORD EDUCATION SERV. COOP.	5,776.94
16	2	200911	Aug 28, 2015	BONNIE CURLIN	65.73
16	2	200912	Aug 28, 2015	CONSTRUCTIVE PLAYTHINGS	93.56
16	2	200913	Aug 28, 2015	DATAMAX OF ARKANSAS	2,958.32
16	2	200914	Aug 28, 2015	GODDESS PRODUCTS, INC.	550.80
16	2	200915	Aug 28, 2015	LEE TACKETT	753.25
16	2	200916	Aug 28, 2015	MCGRAW HILL SCHOOL EDUCATION	603.30
16	2	200917	Aug 28, 2015	PLANK ROAD PUBLISHING	162.45
16	2	200918	Aug 28, 2015	PREMIER AGENDAS INC	401.02
16	2	200919	Aug 28, 2015	REALLY GOOD STUFF INC	269.74
16	2	200920	Aug 28, 2015	TEACHER SYNERGY INC.	227.50
16	2	200921	Aug 28, 2015	JEFFREY SKRDANT	77.22
16	2	200922	Aug 28, 2015	BROMLEY PARTS & SERVICE	159.69
16	2	200923	Aug 28, 2015	PETERSON FARMS FRESH INC	1,397.90
16	2	200924	Aug 28, 2015	PROFESSIONAL FORMS & SUPPLIES	343.18
16	2	200925	Aug 28, 2015	SCHOOL SPECIALTY	131.22
16	2	200926	Aug 28, 2015	STORESMART	1,067.79
16	2	200927	Aug 28, 2015	WALMART COMMUNITY BRC	430.02
16	2	200928	Aug 28, 2015	LAKESHA WATSON	329.24
16	2	200929	Aug 28, 2015	MARK T MCCARTY TRUSTEE	851.28
16	2	200930	Aug 28, 2015	DEPT. OF FINANCE & ADMINISTRATION	26.57
16	2	200931	Aug 28, 2015	INTERNAL REVENUE SERVICE	488.17
16	2	200932	Aug 31, 2015	A 1 RECOVERY TOWING & RECOVERY INC	110.67
16	2	200933	Aug 31, 2015	A'TEST CONSULTANTS INC	371.56
16	2	200934	Aug 31, 2015	AAMSCO	2,275.57
16	2	200935	Aug 31, 2015	AMERICAN FIRST RESPONSE	919.24
16	2	200936	Aug 31, 2015	BAND SHOPPE	1,625.18
16	2	200937	Aug 31, 2015	CABOT ATHLETIC DEPARTMENT	400.00
16	2	200938	Aug 31, 2015	CLEAR MOUNTAIN REFRESHMENT SERVICE	77.80



Check Register August 2015 Period 2 FY 16

16	2	200939	Aug 31, 2015	CROW BURLINGAME CO	254.75
16	2	200940	Aug 31, 2015	EDUCATION INNOVATIONS	2,000.00
16	2	200941	Aug 31, 2015	FLEET PRIDE	154.72
16	2	200942	Aug 31, 2015	FUN AND FUNCTION LLC	138.51
16	2	200943	Aug 31, 2015	GODDESS PRODUCTS, INC.	3,889.51
16	2	200944	Aug 31, 2015	HOUGHTON MIFFLIN HARCOURT	2,070.02
16	2	200945	Aug 31, 2015	INTERNATIONAL SOAP BOX DERBY	1,568.37
16	2	200946	Aug 31, 2015	J K ATHLETICS	1,620.99
16	2	200947	Aug 31, 2015	JAMES W WOODARD	300.00
16	2	200948	Aug 31, 2015	KRISTEN MADDOX	1,150.00
16	2	200949	Aug 31, 2015	MAGNESS OIL COMPANY	12,620.21
16	2	200950	Aug 31, 2015	MARDEL #8	74.12
16	2	200951	Aug 31, 2015	MITCHS TIRE SERVICE	160.00
16	2	200952	Aug 31, 2015	NORTH LITTLE ROCK ELECTRIC	470.30
16	2	200953	Aug 31, 2015	OCCUPATIONAL HEALTH CTRS OF AR. PA	1,774.00
16	2	200954	Aug 31, 2015	PATTERSON MEDICAL SUPPLY INC.	44.76
16	2	200955	Aug 31, 2015	PRO-ED INC	1,502.63
16	2	200956	Aug 31, 2015	REALLY GOOD STUFF INC	3,676.93
16	2	200957	Aug 31, 2015	RELIANCE COMMUNICATIONS INC	13,257.35
16	2	200958	Aug 31, 2015	RUSSELLVILLE HIGH SCHOOL ATHLETICS	205.00
16	2	200959	Aug 31, 2015	SCANTRON CORPORATION	2,219.43
16	2	200960	Aug 31, 2015	SCHOOL SPECIALTY	177.37
16	2	200961	Aug 31, 2015	SOS SURVIVAL PRODUCTS, INC	193.04
16	2	200962	Aug 31, 2015	SOUTHWEST RADIATOR SHOP INC	65.38
16	2	200963	Aug 31, 2015	SUMMIT TRUCK GROUP	413.86
16	2	200964	Aug 31, 2015	THE GRAD SHOP	7,036.59
16	2	200965	Aug 31, 2015	TRUCK PRO	300.48
16	2	200966	Aug 31, 2015	WALMART COMMUNITY BRC	2,085.93
16	2	200967	Aug 31, 2015	WINDSTREAM ARKANSAS LLC	2,874.73
16	2	200969	Aug 31, 2015	WINDSTREAM COMMUNICATIONS INC	109,267.11
16	2	200970	Aug 31, 2015	DEPARTMENT OF FINANCE &	849.00
16	2	V201001	Sep 2, 2015	AR TEACHER RETIREMENT RET EMP	2,926.43
16	2	V201002	Sep 2, 2015	ARKANSAS TEACHER RETIREMENT	226,345.06
16	2	V201003	Sep 2, 2015	ARKANSAS TEACHER RETIREMENT T-DROP	28,604.49

Classified Personnel Policy Committee Meeting  
September 8, 2015  
9:00 a.m.

**MEMBERS PRESENT:** Tamara Rodgers, Robin McCarroll, Marsha Satterfield, Karli Saracini, David O'Dell and George Ray.

**MEMBER'S ABSENT:** Micheal Stone

The meeting was called to order by President, George Ray. The only agenda item was the North Little Rock School District's Key/Badge Control Procedure. David O'Dell presented the new procedures to the committee. It was recommended by George Ray to accept the new changes and it was seconded by David O'Dell and it was so moved.

Robin McCarroll notified the committee that four positions are now vacant and they are Clerical, Transportation, Custodians/Maintenance and Paraprofessional/Campus Supervisors. She will send out the ballots to each department and have the new members information available at the October meeting.

The new members of the CPPC are Karli Saracini, Executive Director, Human Resources and Micheal Stone, Executive Director of Student and Equity Services.

Marsha Satterfield moved to adjourn and it was so moved.

## The North Little Rock School District Key/Badge Control Procedure

(Not all inclusive)

For the purposes of the remainder of this document, **Key/Badge** shall refer to all types of access control.

### **Issuing of Keys/Badges...**

- All keys/badges remain the property of the North Little Rock School District.
- All keys/badges shall be properly authorized by signature before issuing, and shall only be issued by a designated individual.
- The process for which keys/badges shall be issued will be based on defined policies and procedure as set forth by the Key/Badge Control Authority.
- Keys/badges will be issued only to individuals who have a **legitimate need** for the key.
- The number of master keys will be extremely limited.

### **Returning Keys/Badges...**

- All keys/badges shall be returned to the issuing department by the keyholder of record.
- All lost keys/badges shall be reported immediately to the Key Control Authority. It shall be the District's policy that when keys/badges are lost or stolen, to recombine any cylinders accessed by the lost/stolen keys. All costs associated with a lost or abused key will be charged to the employee through payroll deduction.
- All found keys shall be returned to the Key Control Authority.

### **Employee Responsibilities...**

- Employees shall only use their keys/badges to access their assigned work areas and must lock doors when leaving any secured area. Employees must also ensure that keys/badges are safeguarded and properly used.
- The unauthorized possession, use or reproduction of a key/badge may constitute theft or misappropriation. Any employee who violates this policy may be subject to disciplinary and/or criminal action.
- Employees will not be allowed to "key/badge through" on some other employees badge entry. Each employee must scan their ID badge before entering the building. This gives a record of time of entry and who is on the property.

## Memorandum of Understanding: Metropolitan Career Technical Center and North Little Rock School District

---

The organizations agree to the following tasks for this Memorandum of Understanding.

Metropolitan Career Technical Center will:

- provide career training in various programs of study
- provide career counseling
- arrange job shadowing and/or apprenticeship opportunities
- administer COMPASS Placement Tests
- administer KUDER testing
- offer industry certification and/or NOCTI testing

North Little Rock School District will:

- enroll students in various programs of study at Metropolitan Career Technical Center
- assume all cost associated with transporting students to and from Metropolitan Career Technical Center

#### IV. Terms of Understanding

The term of this Memorandum of Understanding shall be reviewed at least annually to ensure that it is fulfilling its purpose and to make necessary revisions.

#### Authorization

The signing of this Memorandum of Understanding is not a formal undertaking. It implies that the signatories will strive to reach to the best of their ability, the objectives stated in the Memorandum of Understanding.

On behalf of the organization I represent, I wish to sign this Memorandum of Understanding and contribute to its further development.

North Little Rock School District

---

Name: \_\_\_\_\_ Date \_\_\_\_\_

Title: \_\_\_\_\_

Metropolitan Career Technical Center

---

Name: Shameka L. Montgomery \_\_\_\_\_ Date \_\_\_\_\_

Title: Director of Career and Technical Education

## **REAL ESTATE DONATION AGREEMENT**

THIS REAL ESTATE DONATION AGREEMENT (“**Agreement**”) is made and entered into by and between Habitat for Humanity of Pulaski County, Inc. (“**Donor**”), and the North Little Rock School District (“**Donee**”). Donor and Donee are at times collectively referred to as “**Parties**” and at other times individually as a “**Party**.”

### **WITNESSETH:**

WHEREAS, Donor owns certain real property (the “**Property**”), more particularly described in **Exhibit “A”** attached hereto and incorporated herein by reference,

WHEREAS, Donor desires to donate and contribute the Property to Donee, and Donee desires to accept donation,

WHEREAS, the Parties desire to further the goals of the Neighborhood Stabilization Program, which is administered by the United States Department of Housing and Urban Development, with respect to the Property, and

WHEREAS, the Parties desire to specify the timing, conditions, and terms of the donation.

NOW, THEREFORE, in consideration of the premises and mutual covenants herein to be well, truly, and completely performed by the Parties, Donor and Donee covenant and agree as hereinafter set forth:

1. **Donation and Acceptance.** Donor hereby agrees to donate, convey, and transfer to Donee, and Donee hereby agrees to receive and accept from Donor, all of Donor’s right, title, and interest in and to the Property, subject to the terms, conditions, and provisions hereof.

2. **Donative Intent.** The Property is being donated by Donor to Donee as a charitable gift.

3. **Conveyance.** The conveyance of the Property shall be made to Donee by Quitclaim Deed, executed by Donor.

4. **Restriction.** In order to further the goals of the HUD Neighborhood Stabilization Program and the North Little Rock Community Development Agency, Donee agrees to keep the Property in its current state or to use the Property as a park or a parking lot for a period of five years from the date of this Agreement.

5. **Title and Survey.** Donee, at its sole cost and expense, may obtain a title commitment for an Owner’s Policy of Title Insurance insuring title to the Property to Donee to be issued by a title company acceptable to Donee. In addition, Donee, at its sole cost and expense, may obtain a survey of, or surveyor’s certificate for the Property.

6. **Additional Buyer Inspections and Examinations.** From and after the date of this Agreement, Donor grants to Donee and its agents and representatives upon reasonable notice to Donor reasonable access to the Property, and Donee may, through its agents and representatives, conduct a complete physical inspection of the Property including, without limitation, preparation of boundary line and topographical surveys, environmental and hazardous

waste and substance investigations, and such other engineering and mechanical inspections and investigations as Donee may reasonably require. Donor makes no covenant, representation, or warranty as to the suitability of the Property or as to the physical condition thereof for any purpose whatsoever. Donee acknowledges that it has been afforded the opportunity to conduct such investigation and study on and of the Property as it deems necessary for the purpose of acquiring the Property for Donee's intended use, and Donee hereby waives any and all objections to or claims with respect to any and all physical characteristics and existing conditions of the Property. Donee further acknowledges and agrees that the Property is to be conveyed to, and accepted by, Donee in its present condition, "**AS IS**" and **with all faults**, and Donee hereby assumes the risk that adverse past, present, or future physical characteristics and conditions may not have been revealed by its inspection or investigation. Upon closing, the Donee shall release, and shall be automatically deemed to have released, Donor of and from any and all claims regarding the condition of the Property, including without limitation the environmental condition of the Property, and further releasing Donor of and from any and all environmental claims and causes of action existing now or hereafter created or enacted, whether at common law or by federal, state, county, or municipal law or ordinance including without limitation claims and causes of action under CERCLA, RCRA, and federal and state clean water and clean air laws. Donee's covenants in this section shall survive the termination of this Agreement.

7. **Closing.** The date of closing will be on or before November 1, 2015. The Closing Date may be changed by written agreement of Donor and Donee.

8. **Taxes, etc.** Donor shall pay all property taxes due up until the date of closing. Donee shall be responsible for all taxes, special assessments, and any other charges due after the date of closing. Donee shall also pay the cost of its Owner's Title Insurance Policy Premium, Donee's attorney's fees, any escrow or closing fees, the recording fee for the quitclaim deed, all real estate transfer taxes, and such other expenses in connection with the transaction contemplated herein.

9. **Possession.** Donor will deliver possession of the Property at Closing.

10. **Assignment.** Donee may not assign, sell, or transfer this Agreement or its rights hereunder to anyone without the express written consent of Donor.

11. **Miscellaneous.**

(a) Any notice, consent, request, claim, or other communication hereunder shall be in writing and shall be deemed to have been duly given if delivered or mailed by registered or certified mail, return receipt requested, to the following address shown for the respective party, unless changed by notice:

To Donor at:                   Habitat for Humanity of Pulaski County, Inc.  
                                      ATTN: Chris Stevens  
                                      3700 Cantrell Rd., Suite 205  
                                      Little Rock, Arkansas 72202

To Donee at:                   North Little Rock School District  
                                      ATTN: Jay Bequette, Jr.  
                                      425 West Capitol Ave., Suite 3200  
                                      Little Rock, Arkansas 72201

(b) This Agreement contains all the terms and conditions agreed upon by the Parties hereto with respect to the transactions contemplated hereby, and shall not be amended or modified except by written instrument signed by all of the parties.

(c) This Agreement shall be binding upon and inure to the benefit of the representatives, heirs, estates, and successors of the Parties hereto.

(d) Nothing expressed or implied in this Agreement is intended, or shall be construed, to confer upon or give any person, firm, or corporation, other than the Parties hereto and their successors, any benefits, rights, or remedies under or by reason of this Agreement, except as provided for herein.

(e) This Agreement may be executed simultaneously in two or more counterparts, each of which shall be deemed an original, but all of which shall constitute one and the same instrument.

(f) This Agreement shall be governed by and construed under the laws of the State of Arkansas.

(g) In the event it becomes necessary for either Party hereto to file suit to enforce this agreement or any provision contained herein, the party prevailing in such suit shall be entitled to recover in addition to all other remedies or damages as herein provided, reasonable attorney's fees incurred in such suit.

(h) The obligations and undertakings of the Parties hereto shall be performed within the time specified therefore, time being of the essence of this Agreement, and the failure to perform within such time shall constitute a breach of and default under this Agreement on the part of the Party who fails to perform.

(i) The Parties agree to execute and deliver such further documents and instruments as may be necessary to carry out the terms, conditions, and intent of this Agreement.

(j) All agreements, representations, warranties, and indemnifications hereunder shall be considered to have been relied upon and shall survive the closing of this Agreement.

(k) This agreement is subject to approval by the North Little Rock School District Board of Directors.

THE REST OF THIS PAGE INTENTIONALLY LEFT BLANK

IN WITNESS WHEREOF, the Parties have executed this Agreement on the dates set forth below.

**DONOR:**

HABITAT FOR HUMANITY  
OF PULASKI COUNTY, INC.

By: \_\_\_\_\_  
Bill Plunkett, CEO

Date: \_\_\_\_\_

**DONEE:**

NORTH LITTLE ROCK  
SCHOOL DISTRICT

By: \_\_\_\_\_

Print: \_\_\_\_\_

Its: \_\_\_\_\_

Date: \_\_\_\_\_



## **EXHIBIT “A”**

### **DESCRIPTION OF THE PROPERTY**

**Lot 7, Block 42, Amended Plat of Lasker’s Second Addition to the City of North Little Rock,  
Pulaski County, Arkansas.**

# PETITION FOR TRANSFER OF STUDENTS

STATE OF ARKANSAS

COUNTY OF Saline

TO THE BOARD OF DIRECTORS OF THE Bryant  
(Resident School District)

I, Ahna Curry, petition that my children or wards, as listed below, now residing in the Bryant School District in Saline County, Arkansas, be transferred to the North Little Rock School District in Pulaski County, Arkansas, for educational purposes under the provisions of Ark. Code Ann. § 6-18-316 authorizing such a transfer, effective the 20 day of August, 2015.

NAME	AGE	NAME	AGE
<u>Lashira T. Colley</u>	<u>16</u>		

Ahna Curry

(Signature of Petitioner)

## CONSENT OF RESIDENT DISTRICT

The Board of Directors of BRYANT School District of SALINE County, consents to have the student (s) listed above transferred from said school district.

8/20/15

Date Board Authorized Transfer

Michael P. [Signature]  
President of School Board

## CONSENT OF RECEIVING DISTRICT

The Board of Directors of \_\_\_\_\_ School District of \_\_\_\_\_ County, consents to have the student (s) listed above transferred to said school district.

Date Board Authorized Transfer

President of School Board

File approved copies with: (1) resident district, (2) servicing district, (3) county clerk and (4) Department of Education, Local Fiscal Services, Room 202-A, Little Rock, Arkansas 72201. If the school districts are in different counties, copies should be filed with both county clerks.

(See reverse side)

FD-00-038

6'00






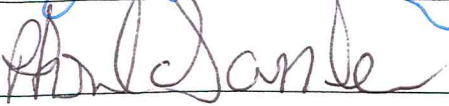
# TRANSFER OF STUDENTS AFFIDAVIT

According to Ark. Code Ann. §6-18-317:

- (a) Boards of Directors of the local school district are prohibited from granting legal transfers in the following situations:
- (1) Where either the resident or the receiving district is under a desegregation-related court order or has ever been under such a court order; and
  - (2) The transfer in question would negatively affect the racial balance of that district which is or has been under such a court order.

Whereas, the Board of Directors of BRYANT School District, in SALINE County (resident district), and the Board of Directors of NORTH LITTLE ROCK School District, in PULASKI County (receiving district), have agreed to have the student (s) listed below transferred August 20, 2015, and in granting this transfer have in no way violated Ark. Code Ann. §6-18-317.

NAME	AGE	NAME	AGE
LASHIRA T. COLLEY	16		

RESIDENT DISTRICT SCHOOL BOARD MEMBERS' SIGNATURES	RECEIVING DISTRICT SCHOOL BOARD MEMBERS' SIGNATURES
	
	
	
	
	
	



# NORTH LITTLE ROCK SCHOOL DISTRICT

## SUMMARY OF ALL PROJECTS

### MINORITY PARTICIPATION

As of:      **MARCH 2015**

#### North Little Rock School District - Minority Participation Dollars

Project	Subcontractor / PO Dollars		Minority Participation \$	Project %
2179 - Amboy Elementary School	\$	8,842,257	\$ 348,947	3.95%
2180 - Boone Park Elementary School	\$	8,887,088	\$ 900,409	10.13%
2181 - Lakewood Elementary School	\$	9,285,042	\$ 709,763	7.64%
2182 - Crestwood Elementary School	\$	6,675,302	\$ 1,485,833	22.26%
2183 - Glenview Elementary School	\$	8,586,156	\$ 136,612	1.59%
2184 - Seventh Street Elementary School	\$	5,930,333	\$ 191,000	3.22%
2186 - NLR High School	\$	71,097,742	\$ 6,043,444	8.50%
<b>TOTALS</b>	<b>\$</b>	<b>119,303,920</b>	<b>\$ 9,816,008</b>	<b>8.23%</b>



**NORTH LITTLE ROCK SCHOOL DISTRICT  
AMBOY ELEMENTARY SCHOOL  
MINORITY PARTICIPATION - SUMMARY OF WORK**

2179 - AMBOY ELEMENTARY SCHOOL			SUBCONTRACT / PO DOLLARS	\$	8,842,257
<b>Other</b>					
Ref #	Contractor / Vendor	Description of Work		Value	Project %
	Delta Grass Masters	Temporary Water Connections	\$	1,000	0.01%
	CCI of Arkansas, Inc.	Temporary Electrical Connections	\$	2,667	0.03%
					0.00%
					0.00%
					0.00%
<b>Bid Package 1 - Site Work</b>					
Ref #	Contractor / Vendor	Description of Work		Value	Project %
2179 AC	JMJ General Contractors	Trade Package 3	\$	286,172	3.24%
2256 AA	Delta Grass Masters	Erosion Control Installation	\$	19,990	0.23%
246309	Delta Grass Masters	Erosion Control Maintenance	\$	500	0.01%
	Delta Grass Masters	Erosion Control Maintenance	\$	240	0.00%
					0.00%
<b>Bid Package 2 - Building Package</b>					
Ref #	Contractor / Vendor	Description of Work		Value	Project %
2179 AM	Sherman Waterproofing	Waterproofing / Joint Sealants	\$	24,380	0.28%
	Derrek Sewell Construction	Site Concrete	\$	13,998	0.16%
					0.00%
					0.00%
					0.00%
			\$	<b>348,947</b>	<b>3.95%</b>



**NORTH LITTLE ROCK SCHOOL DISTRICT**  
**BOONE PARK ELEMENTARY SCHOOL**  
**MINORITY PARTICIPATION - SUMMARY OF WORK**

2180 - BOONE PARK ELEMENTARY SCHOOL			SUBCONTRACT / PO DOLLARS	\$	8,887,088
<b>Other</b>					
Ref #	Contractor / Vendor	Description of Work	Value		Project %
	CCI of Arkansas, Inc.	Temporary Electrical Connections	\$	1,498	0.02%
	JMJ General Contractors	Temporary Water Connections	\$	1,165	0.01%
					0.00%
					0.00%
<b>Bid Package 1 - Site Work</b>					
Ref #	Contractor / Vendor	Description of Work	Value		Project %
2180 AC	JMJ General Contractors	Trade Package 3	\$	191,761	2.16%
					0.00%
					0.00%
<b>Bid Package 2 - Building Package</b>					
Ref #	Contractor / Vendor	Description of Work	Value		Project %
2180 AF	Harris Concrete Const	Site Concrete	\$	188,750	2.12%
2180 AH	Harris Concrete Const	Building Concrete	\$	517,235	5.82%
					0.00%
					0.00%
					0.00%
			\$	900,409	10.13%



**NORTH LITTLE ROCK SCHOOL DISTRICT**  
**LAKEWOOD ELEMENTARY SCHOOL**  
**MINORITY PARTICIPATION - SUMMARY OF WORK**

2181 - LAKEWOOD ELEMENTARY SCHOOL			SUBCONTRACT / PO DOLLARS	\$	9,285,042
<b>Other</b>					
Ref #	Contractor / Vendor	Description of Work	Value		Project %
	CCI of Arkansas, Inc.	Temporary Electrical Connections	\$	2,016	0.02%
	JMJ General Contractors	Temporary Water Connections	\$	1,575	0.02%
					0.00%
					0.00%
<b>Bid Package 1 - Site Work</b>					
Ref #	Contractor / Vendor	Description of Work	Value		Project %
	Thomas & Associates	Materials Testing	\$	10,091	0.11%
					0.00%
					0.00%
<b>Bid Package 2 - Building Package</b>					
Ref #	Contractor / Vendor	Description of Work	Value		Project %
2181 BC	Platinum Drywall	Drywall	\$	696,081	7.50%
					0.00%
					0.00%
					0.00%
					0.00%
			\$	<b>709,763</b>	<b>7.64%</b>



**NORTH LITTLE ROCK SCHOOL DISTRICT  
CRESTWOOD ELEMENTARY SCHOOL  
MINORITY PARTICIPATION - SUMMARY OF WORK**

2182 - CRESTWOOD ELEMENTARY SCHOOL			SUBCONTRACT / PO DOLLARS	\$	6,675,302
<b>Other</b>					
Ref #	Contractor / Vendor	Description of Work	Value		Project %
	CCI OF ARKANSAS	TEMP POWER	\$	6,337	0.09%
					0.00%
					0.00%
					0.00%
					0.00%
<b>Bid Package 1 - All Work</b>					
Ref #	Contractor / Vendor	Description of Work	Value		Project %
2182 AG	HARRIS CONCRETE	CONCRETE	\$	655,000	9.81%
2182 BQ	CCI OF ARKANSAS	ELECTRICAL	\$	824,496	12.35%
					0.00%
					0.00%
					0.00%
			\$	1,485,833	22.26%





**NORTH LITTLE ROCK SCHOOL DISTRICT**  
**GLENVIEW ELEMENTARY SCHOOL**  
**MINORITY PARTICIPATION - SUMMARY OF WORK**

<b>2183 - GLENVIEW ELEMENTARY SCHOOL</b>	<b>SUBCONTRACT / PO DOLLARS \$</b>	<b>8,586,156</b>
--	------------------------------------	------------------

**Other**

Ref #	Contractor / Vendor	Description of Work	Value	Project %
				0.00%
				0.00%
				0.00%
				0.00%
				0.00%

**Bid Package 1 - Site Work**

Ref #	Contractor / Vendor	Description of Work	Value	Project %
				0.00%
				0.00%
				0.00%
				0.00%
				0.00%

**Bid Package 2 - Building Package**

Ref #	Contractor / Vendor	Description of Work	Value	Project %
2183 AF	DELTA GRASSMASTERS	LANDSCAPING	\$ 136,612	1.59%
				0.00%
				0.00%
				0.00%
				0.00%
			<b>\$ 136,612</b>	<b>1.59%</b>



**NORTH LITTLE ROCK SCHOOL DISTRICT  
SEVENTH STREET ELEMENTARY SCHOOL  
MINORITY PARTICIPATION - SUMMARY OF WORK**

2184 - SEVENTH STREET ELEMENTARY SCHOOL			SUBCONTRACT / PO DOLLARS \$	5,930,333
<b>Other</b>				
Ref #	Contractor / Vendor	Description of Work	Value	Project %
				0.00%
				0.00%
				0.00%
				0.00%
				0.00%
<b>Bid Package 1 - Site Work</b>				
Ref #	Contractor / Vendor	Description of Work	Value	Project %
				0.00%
				0.00%
				0.00%
				0.00%
				0.00%
<b>Bid Package 2 - Building Package</b>				
Ref #	Contractor / Vendor	Description of Work	Value	Project %
	CDT Masonry	Masonry	\$ 191,000	3.22%
				0.00%
				0.00%
				0.00%
				0.00%
			<b>\$ 191,000</b>	<b>3.22%</b>



**NORTH LITTLE ROCK SCHOOL DISTRICT**  
**NLR HIGH SCHOOL**  
**MINORITY PARTICIPATION - SUMMARY OF WORK**

2186 - NLR HIGH SCHOOL			SUBCONTRACT / PO DOLLARS	\$	71,097,742
<b>Other</b>					
Ref #	Contractor / Vendor	Description of Work	Value		Project %
	CCI of Arkansas, Inc.	Temporary Electrical Connections	\$	3,806	0.01%
					0.00%
					0.00%
					0.00%
<b>Bid Package 1 - Site Work</b>					
Ref #	Contractor / Vendor	Description of Work	Value		Project %
					0.00%
					0.00%
<b>Bid Package 2 - Athletic Stadium</b>					
Ref #	Contractor / Vendor	Description of Work	Value		Project %
2186 AR	Murdock Enterprises	Masonry	\$	471,478	0.66%
2186 AU	Harris Plastering	EIFS	\$	6,040	0.01%
<b>Bid Package 3 - SLC 1 Foundations</b>					
Ref #	Contractor / Vendor	Description of Work	Value		Project %
2186 AE	Harris Concrete Const	Building Concrete	\$	1,073,173	1.51%
2186 AF	Sherman Waterproofing	Waterproofing / Joint Sealants	\$	68,637	0.10%
<b>Bid Package 4 - SLC 1 Building Package - Towers A &amp; B</b>					
Ref #	Contractor / Vendor	Description of Work	Value		Project %
2186 AR	Murdock Enterprises	Masonry	\$	215,000	0.30%
2186 AF	Sherman Waterproofing	Caulking and Sealants	\$	56,277	0.08%
2186 CB	Platinum Drywall	Drywall	\$	1,435,711	2.02%
<b>Bid Package 4 - SLC 1 Building Package - Towers A &amp; B</b>					
Ref #	Contractor / Vendor	Description of Work	Value		Project %
2304-02 AA	Harris Concrete Const	Building Concrete	\$	2,713,322	3.82%
			\$	<b>6,043,444</b>	<b>8.50%</b>

\*No change as of 09/08/2015

# NORTH LITTLE ROCK SCHOOL DISTRICT

## SUMMARY OF ALL PROJECTS

### MINORITY PARTICIPATION

As of:      MARCH 2015

#### North Little Rock School District - Minority Participation Dollars

Project	Subcontractor / PO Dollars	Minority Participation \$	Project %
8813-PikeView Elementary School	\$2,839,930	\$226,032	7.96%

<b>TOTALS</b>	<b>\$2,839,930</b>	<b>\$226,032</b>	<b>7.96%</b>
---------------	--------------------	------------------	--------------

**NORTH LITTLE ROCK SCHOOL DISTRICT**  
**PIKEVIEW Early Childhood Center**  
**MINORITY PARTICIPATION - SUMMARY OF WORK**

<b>8813-PikeView Elementary School</b>			<b>SUBCONTRACT / PO DOLLARS</b>	<b>\$2,839,930</b>
<b>Other</b>				
Ref #	Contractor / Vendor	Description of Work	Value	Project %
Job#8813	Beard Breeding	Trade Package 5 Millwork	\$226,032	7.96%
<hr/>				
<hr/>				
<hr/>				
			<b>\$226,032</b>	<b>7.96%</b>



March 9<sup>th</sup>, 2015

Mr. Gene Hawk  
North Little Rock School District  
2200 Poplar St.  
North Little Rock, AR 72114

RE: Indian Hills Elementary

Gene,

Minority contractors on this project are as follows:

CDT, LLC	\$609,389
Earl Hester Waterproofing	17,560
Harris Plaster	32,600
Taylor & Williams Cleaning	13,467
Delta Grassmasters	<u>68,718</u>
Total	\$741,734

Contract amount is \$7,063,314 minus contingency and allowances of \$147,272 leaving a contract value of \$6,916,042.

Minority participation amounts to 10.8% based on above.

Sincerely,

Phil Moffitt, CCM, CPC  
Sr. Project Manager/VP

**\*No Change as of 09/08/2015**



# NORTH LITTLE ROCK SCHOOL DISTRICT PROJECT COST REPORT

	BUDGET		COMMITTED		INVOICED		FORECAST
				CURRENT VARIANCE FROM BUDGET (SAVINGS) / OVERAGE			
	TOTAL PROJECT	%	AMOUNT		%	TO DATE	BUDGET ESTIMATE
<i>Projects</i>							
AMBOY ELEMENTARY	\$13,776,712	96.1%	\$13,234,178	(\$463,325)	99.5%	\$13,168,428	\$13,313,387
BOONE PARK ELEMENTARY	\$13,936,564	105.0%	\$14,627,576	\$744,114	89.0%	\$13,017,680	\$14,680,678
CRESTWOOD ELEMENTARY	\$11,429,002	97.4%	\$11,126,614	(\$141,958)	62.2%	\$6,920,661	\$11,287,044
GLENVIEW ELEMENTARY	\$14,939,334	93.0%	\$13,890,344	(\$830,076)	87.9%	\$12,209,492	\$14,109,258
INDIAN HILLS ELEMENTARY	\$9,719,550	90.0%	\$8,750,115	(\$1,488,184)	92.5%	\$8,096,455	\$8,231,366
LAKEWOOD ELEMENTARY	\$13,314,668	108.5%	\$14,450,481	\$1,190,404	88.0%	\$12,719,722	\$14,505,072
MEADOW PARK ELEMENTARY	\$13,936,564	103.0%	\$14,352,969	\$466,843	97.2%	\$13,951,268	\$14,403,407
PIKE VIEW PreK	\$5,059,094	79.8%	\$4,038,534	(\$757,513)	33.4%	\$1,349,955	\$4,301,581
SEVENTH STREET ELEMENTARY	\$12,438,251	38.6%	\$4,800,601	\$0	100.0%	\$4,800,601	\$12,438,251
RIDGE ROAD (ELEMENTARY)	\$2,003,411	456.0%	\$9,136,032	\$7,235,170	10.1%	\$925,321	\$9,238,581
LAKEWOOD MIDDLE SCHOOL	\$20,000,723	90.8%	\$18,170,303	(\$349,867)	6.0%	\$1,098,608	\$19,650,855
NLR WEST HIGH SCHOOL	\$110,091,208	98.5%	\$108,411,366	(\$1,252,699)	74.0%	\$80,227,480	\$108,838,509
<b>SUBTOTAL</b>	<b>\$240,645,080</b>	<b>97.6%</b>	<b>\$234,989,115</b>	<b>\$4,352,909</b>	<b>71.7%</b>	<b>\$168,485,671</b>	<b>\$244,997,989</b>
MASTER A/E SERVICES	\$1,652,506	98.2%	\$1,623,131	(\$29,375)	96.6%	\$1,567,367	\$1,623,131
SITE ACQUISITION	\$2,252,000	125.4%	\$2,823,349	\$571,349	88.4%	\$2,495,849	\$2,823,349
TRAVEL REIMBURSABLES	\$600,000	100.0%	\$600,000	-	27.7%	\$166,019	\$600,000
PUBLIC RELATIONS	\$100,000	72.8%	\$72,837	\$0	135.7%	\$98,841	\$100,000
<b>SUBTOTAL</b>	<b>\$4,604,506</b>	<b>111.2%</b>	<b>\$5,119,317</b>	<b>\$541,974</b>	<b>84.5%</b>	<b>\$4,328,077</b>	<b>\$5,146,480</b>
<b>NLR SD PROJECT COST TOTAL</b>	<b>\$245,249,586</b>	<b>97.9%</b>	<b>\$240,108,431</b>	<b>\$4,894,883</b>	<b>72.0%</b>	<b>\$172,813,748</b>	<b>\$250,144,469</b>

# NORTH LITTLE ROCK SCHOOL DISTRICT

## PROJECT COST REPORT

### SOFT COST SUMMARY

	BUDGET		COMMITTED		INVOICED
	TOTAL PROJECT	%	AMOUNT	BUDGET VARIANCE	% TO DATE
<b>SOFT COSTS</b>					
OWNER'S SEPARATE CONTRACTS	\$2,251,286		\$8,514,480	\$5,450,162	\$7,975,286
STREET IMPROVEMENTS	\$151,383	0.0%	\$0	\$0	\$0
DEVELOPMENT FEES	\$0		\$131,010	\$131,010	\$131,010
OWNER CONTINGENCY	\$9,013,755	6.8%	\$611,646	(\$5,077,994)	\$611,646
ARCH./ENGINEER FEES	\$14,045,116	97.6%	\$13,701,503	(\$145,150)	\$12,233,248
NON-TRAVEL REIMBURSABLES	\$100,192	21.9%	\$21,974	(\$29,977)	\$21,974
TESTING	\$241,257	53.1%	\$127,990	(\$8,134)	\$122,990
FURNITURE AND EQUIPMENT	\$8,493,960	98.3%	\$8,348,672	(\$200,343)	\$9,242,726
TELEPHONE / TECHNOLOGY	\$3,319,264	40.6%	\$1,348,447	(\$553,669)	\$0
OPERATIONAL COSTS	\$403,093	0.0%	\$0	\$0	\$0
<b>SOFT COST SUBTOTAL</b>	<b>## \$38,019,307</b>	<b>86.3%</b>	<b>\$32,805,722</b>	<b>(\$434,094)</b>	<b>92% \$30,338,880</b>
MASTER A/E SERVICES	\$1,652,506	98.2%	\$1,623,131	(\$29,375)	\$1,567,367
SITE ACQUISITION	\$2,252,000	125.4%	\$2,823,349	\$0	\$2,495,849
TRAVEL REIMBURSABLES	\$600,000	100.0%	\$600,000	-	\$166,019
PUBLIC RELATIONS	\$100,000	72.8%	\$72,837	(\$27,163)	\$98,841
<b>SUBTOTAL</b>	<b>\$4,604,506</b>	<b>111.2%</b>	<b>\$5,119,317</b>	<b>(\$56,538)</b>	<b>85% \$4,328,077</b>
<b>SOFT COST TOTAL</b>	<b>\$42,623,813</b>	<b>89.0%</b>	<b>\$37,925,038</b>	<b>(\$490,632)</b>	<b>91% \$34,666,957</b>

1. \$350,000 moved from line item NLR-HS / STREET IMPROVEMENTS to new line item SITE ACQUISITION
2. \$1,000,000 moved from line item NLR-HS / CONSTRUCTION CONTINGENCY to new line item SITE ACQUISITION
3. \$200,000 moved from MASTER A-E / Public Relations to OWNER'S SEPARATE CONTRACTS
4. \$16,486.00 moved from each ES & MS / STAFF TOURS to OWNER'S CONTRACTS
5. \$347,485.00 moved from SURVEY to OWNER'S CONTRACTS
6. \$246,705.00 moved from CONSTRUCTION CONTINGENCY to OWNER'S CONTRACTS
7. \$66,717 moved from TESTING to ENVIRONMENTAL
8. \$535,000 moved from NON-TRAVEL REIMBURSABLES to OWNER SEPARATE CONTRACTS
9. \$5,797,835 moved from INFLATIONARY CONTINGENCY to CONSTRUCTION; line item deleted
10. \$372,924 moved from SPECIALTY CONSULTANT to OWNER SEPARATE CONTRACTS; line item deleted
11. \$234,751 moved from SURVEY to OWNER SEPARATE CONTRACTS; line item deleted
12. SOILS line item deleted
13. \$1,000,000 moved from TESTING to CONSTRUCTION
14. PRINTING line item deleted
15. Move ADVERTISING to OWNER SEPARATE CONTRACTS and delete line item
16. \$19,859 from STAFF TOURS to OWNER SEPARATE CONTRACTS and delete line item
17. DATA SYSTEMS line item deleted
18. ATTORNEY FEES line item deleted
19. BUILDER'S RISK line item deleted
20. Move \$746,855 from DESIGN CONTINGENCY to OWNER SEPARATE CONTRACTS
21. UNALLOCATED FUNDS line item deleted
22. FUND RAISING line item deleted
23. MOVING EXPENSES line item deleted
24. FINANCING COSTS line item deleted
25. \$50,000 moved from OWNERS SEPARATE CONTRACTS to PUBLIC RELATIONS
26. Move UTILITY RELOCATION to CONSTRUCTION CONTINGENCY; line item deleted
27. \$421,161 moved from PLAN REVIEW FEES to OWNER SEPARATE CONTRACTS; delete line item
28. \$66,717 moved from ENVIRONMENTAL to OWNER SEPARATE CONTRACTS; delete line item
29. \$302,000 moved from HIGH SCHOOL CONSTRUCTION CONTINGENCY to SITE ACQUISITIONS
30. \$6,313,380 moved from CONSTRUCTION CONTINGENCY to OWNER CONTINGENCY; delete line item
31. \$2,247,078 moved from DESIGN CONTINGENCY to OWNER CONTINGENCY; delete line item
32. \$453,297.10 moved from MASTER A/E SERVICES to OWNER CONTINGENCY



# Travel Expense Budget Report

				PD (20%)		SD (15%)		DD (15%)		CD (10%)		BN (10%)		CA (20%)		PC (10%)	
	Budget	Total by Project	%	Budget	Actual	Budget	Actual	Budget	Actual	Budget	Actual	Budget	Actual	Budget	Actual	Budget	Actual
<b>ALL</b>	<b>\$ 600,000</b>	<b>\$ 208,649</b>	<b>34.8%</b>	<b>\$ 120,000</b>	<b>\$ 58,976</b>	<b>\$ 90,000</b>	<b>\$ 34,601</b>	<b>\$ 90,000</b>	<b>\$ 45,113</b>	<b>\$ 60,000</b>	<b>\$ 32,146</b>	<b>\$ 60,000</b>	<b>\$ 5,105</b>	<b>\$ 120,000</b>	<b>\$ 18,543</b>	<b>\$ 60,000</b>	
Lodging	\$ 100,000	\$ 45,287	45.3%	\$ 20,000	\$ 10,965	\$ 15,000	\$ 8,729	\$ 15,000	\$ 11,390	\$ 10,000	\$ 5,571	\$ 10,000	\$ 471	\$ 20,000	\$ 3,688	\$ 10,000	
Mileage	\$ 22,400	\$ 5,759	25.7%	\$ 4,480	\$ 1,366	\$ 3,360	\$ 1,167	\$ 3,360	\$ 1,148	\$ 2,240	\$ 629	\$ 2,240	\$ 97	\$ 4,480	\$ 1,242	\$ 2,240	
Ground Transportation	\$ 61,600	\$ 26,480	43.0%	\$ 12,320	\$ 6,983	\$ 9,240	\$ 4,400	\$ 9,240	\$ 5,386	\$ 6,160	\$ 4,296	\$ 6,160	\$ 817	\$ 12,320	\$ 2,064	\$ 6,160	
Meals	\$ 178,000	\$ 19,698	11.1%	\$ 35,600	\$ 4,852	\$ 26,700	\$ 3,717	\$ 26,700	\$ 5,710	\$ 17,800	\$ 2,818	\$ 17,800	\$ 159	\$ 35,600	\$ 1,629	\$ 17,800	
Air Travel	\$ 238,000	\$ 111,426	46.8%	\$ 47,600	\$ 34,810	\$ 35,700	\$ 16,588	\$ 35,700	\$ 21,480	\$ 23,800	\$ 18,832	\$ 23,800	\$ 3,562	\$ 47,600	\$ 9,919	\$ 23,800	

## AMBOY ELEMENTARY

Project Budget: **\$13,776,711.00**  
 Construction Budget: **\$11,342,697.00**  
 Project Size: **66,400 sq. ft.**  
 Project Updates: Survey – Under Budget (\$37,168.00)  
 \$37,168 moved to Owner's Contracts  
 This Project includes two Pre-K classrooms

% of Completion – Design Phase: **100%**  
 % of Completion – Construction Phase: **98%**

### Cost Estimate

Schematic Design Estimate: \$13,300,000.00  
 Design Development Estimate: \$11,917,828.00  
 Bid Project Cost: \$11,445,778.00, per Project Price  
 Proposal, dated Oct. 11, 2013



### Milestones

	Start	Completion	Approved
Schematic Design	✓ February 15, 2012	✓ August 8, 2012	✓ August 16, 2012
Design Development	✓ August 17, 2012	✓ December 5, 2012	✓ December 20, 2012
Construction Documents	✓ December 21, 2012	✓ April 2013	✓ April 23, 2013
Bid Phase – Site	✓ August	✓ September 2013	✓ September 26, 2013
Groundbreaking	✓ May 21, 2013		
Construction – Site	✓ May 2013	✓ September 2013	
Bid Phase – Building	✓ October 14, 2013	✓ October 31, 2013	✓ October 31, 2013
Construction – Building	✓ November, 2013	✓ January, 2015	
Dedication Ceremony		✓ January, 2015	

### Construction Phase

#### RFIs

Architectural	32	0 open
Civil	5	0 open
Electrical	13	0 open
Food Service	1	0 open
Landscape	7	0 open
Mechanical	29	0 open
Structural	14	0 open

#### PRs

2 PR's have been issued at this time

#### ASIs

26 ASIs have been issued to date

#### Change Orders

PA-001	Site Package	\$ 905,991.00
PA-002	Civil Modifications	\$ 3,455.00
PA-003	Additional Undercut	\$48,044.00
PA-004	Drainage/Waterline	\$14,271.00
PA-005	Building Bid	\$10,474,017.00
PA-006	Asphalt, transformer, misc	\$38,421.00
PA-007	Delete Special Systems	(\$75,575.00)
PA-008	VE	(\$2,491.00)
PA-009	ASI-15/Controls/Owner Changes	\$74,720.00
PA-010	ASI-20/Disposals/Padding/Misc	\$17,181.00
PA-011	ASI-24/Furdown/Paving	\$149,402.00
PA-012	ASI-16/25, fence, storm drain	\$32,212.00
PA-013	Relocate hard play, Sound System	\$27,408.00
PA-014	Allowances/Savings/Cont	(\$741,813.00)
PA-015	Demo Allowance	\$200,000.00
Total to Date		\$11,171,243.00

**Certificate of Substantial Completion Final – 11/25/14**

**Construction Budget Status - Under**

## BOONE PARK ELEMENTARY

Project Budget: **\$13,936,565.00**  
 Construction Budget: **\$11,575,521.00**  
 Project Size: **67,600 sq.ft**  
 Project Updates: Survey – Under Budget (\$37,328.00)  
 \$37,328 moved to Owner's Contracts  
 Prototype Design Savings (\$172,411.00)  
 This Project includes three Pre-K classrooms

% of Completion – Design Phase: **100%**  
 % of Completion – Construction Phase: **90%**

### Cost Estimate

Schematic Design Estimate: \$13,370,000.00  
 Design Development Estimate: \$11,949,014.00  
 Bid Project Cost: \$11,443,448.00, per Project Price  
 Proposal, dated Oct. 16, 2013



Milestones	Start	Completion	Approved
Schematic Design	✓ February 15, 2012	✓ August 8, 2012	✓ August 16, 2012
Design Development	✓ August 17, 2012	✓ December 5, 2012	✓ December 20, 2012
Construction Documents	✓ December 21, 2012	✓ April 2013	✓ April 11, 2013
Bid Phase – Site	✓ October 2013	✓ October 2013	✓ October 3, 2013
Groundbreaking	✓ May 22, 2013		
Construction – Site	✓ May 2013	✓ December 2013	
Bid Phase – Building	✓ October, 2013	✓ October 3, 2013	✓ October, 2013
Construction – Building	✓ November, 2013	✓ August, 2015	
Dedication Ceremony		✓ August, 2015	

### Construction Phase

#### RFIs

Architectural	27	0 open
Civil	6	0 open
Electrical	10	0 open
Food Service	0	0 open
Landscape	3	0 open
Mechanical	21	0 open
Structural	13	0 open

#### PRs

2 PR's have been issued at this time

#### ASIs

29 ASIs have been issued to date

#### Change Order Requests

PA-001	Site Bid	\$911,261.00
PA-002	Civil Modifications	\$17,281.00
PA-003	Gas Line/Bldg Pad	\$5,202.00
PA-004	Building Bid	\$10,638,354.00
PA-005	Transformer, credits	\$20,416.00
PA-006	Delete Special Systems	(\$80,013.00)
PA-007	VE	(\$10,762.00)
PA-008	Owner Changes/Controls	\$66,118.00
PA-009	ASI-23/Padding/Sinks/Misc	\$81,248.00
PA-010	ASI-27/AT&T/Boards/Furdown	\$10,232.00
PA-011	ASI-19/28/29, fence, storm drain	\$30,430.00
PA-012	Sound System	\$11,273.00
PA-013	Allowance	\$100,00.00
Total to Date		\$11,801,040.00

Certificate of Substantial Completion Ph 1 – 12/30/14

Construction Budget Status - Over

# LAKEWOOD ELEMENTARY

Project Budget: **\$13,314,667.00**  
 Construction Budget: **\$11,039,201.00**  
 Project Size: **62,958 sq. ft.**  
 Project Updates: Survey – Under Budget (\$35,347.00)  
 \$35,347 moved to Owner's Contracts  
 Prototype Design Savings (\$54,793.00)  
 Lakewood design does not have any  
 Pre-K classrooms



% of Completion – Design Phase: **100%**  
 % of Completion – Construction Phase: **89%**

## Cost Estimate

Schematic Design Estimate: \$12,800,000.00  
 Design Development Estimate: \$11,488,790.00  
 Bid Project Cost: \$11,657,869.00

## Milestones

	Start	Completion	Approved
Schematic Design	✓ February 15, 2012	✓ August 8, 2012	✓ August 16, 2012
Design Development	✓ August 17, 2012	✓ December 5, 2012	✓ December 20, 2012
Construction Documents	✓ December 21, 2012	✓ April, 2013	✓ April 30, 2013
Bid Phase – Site	✓ February 2013	✓ March, 2013	✓ March 21, 2013
Bid Phase – Building	✓ April 30, 2013	✓ July 18, 2013	✓ August 26, 2013
Groundbreaking	✓ May 21, 2013		
Construction – Site	✓ May, 2013	✓ September, 2013	
Construction – Building	✓ September, 2013	✓ August, 2015	
Dedication Ceremony	✓ July, 2015		

## Construction Phase

### RFIs

Architectural	41	0 open
Civil	4	0 open
Electrical	8	0 open
Food Service	2	0 open
Landscape	2	0 open
Mechanical	24	0 open
Structural	18	0 open

### PRs

2 PR's have been issued at this time

### ASIs

27 ASIs have been issued to date

### Change Orders

PA-001	Site Bid	\$986,062.00
PA-002	Additional Undercut	\$31,711.00
PA-003	Building Bid	\$6,073,710.00
PA-004	Phase 3	\$4,598,097.00
PA-005	Kitchen/Barrel Credits	(\$12,299.00)
PA-006	Transformer, washfountain	\$27,758.00
PA-007	VE	(\$27,010.00)
PA-008	Millwork/Hardware/Controls/Misc	\$77,610.00
PA-009	ASI-22, RFIs 89-90	(\$15,976.00)
PA-010	Gyp/ASI-25&17/Gate/Carpet	(\$65,940.00)
PA-011	ASI-27, ret wall, coiling door, misc	(\$27,308.00)
PA-012	Demo Allowance	\$200,000.00
Total to Date		\$11,846,415.00

**Certificate of Substantial Completion Ph 1 – 12/4/14**

**Construction Budget Status - Over**





## MEADOW PARK ELEMENTARY

Project Budget: **\$13,936,565.00**  
 Construction Budget: **\$11,579,521.00**  
 Project Size: **67,600 sq. ft.**  
 Project Updates: Survey – Under Budget (\$33,528.00)  
 \$33,528 moved to Owner's Contracts  
 Prototype Design Savings (\$172,411.00)  
 This Project includes three Pre-K classrooms

% of Completion – Design Phase: **100%**  
 % of Completion – Construction Phase: **100%**

### Cost Estimate

Schematic Design Estimate: \$13,300,000.00  
 Design Development Estimate: \$12,192,834.00  
 Bid Project Cost (GMP): \$11,494,074.00



### Milestones

	Start	Completion	Approved
Schematic Design	✓ February 15, 2012	✓ August 8, 2012	✓ August 16, 2012
Design Development	✓ August 17, 2012	✓ December 5, 2012	✓ December 20, 2012
Construction Documents	✓ December 21, 2012	✓ April 2013	✓ April 4, 2013
Bid Phase – Site	✓ February 2013	✓ July 2013	✓ July 11, 2013
Groundbreaking	✓ May 21, 2013		
Construction – Site	✓ June, 2013	✓ September, 2013	
Bid Phase – Building	✓ June 24, 2013	✓ July 11, 2013	✓ August 26, 2013
ReBid Phase – Building	✓ Sept. 16, 2013	✓ October 17, 2013	✓ October 17, 2013
Construction – Building	✓ October, 2013	✓ August 7, 2014	
Dedication Ceremony	✓ August 19, 2014		

### Construction Phase

#### RFIs

Architectural	34	0 open
Civil	10	0 open
Electrical	8	0 open
Food Service	0	0 open
Landscape	1	0 open
Mechanical	15	0 open
Structural	19	0 open

#### Change Order Requests (Approved)

COR-1	Additional Undercut	\$ 33,129.00
COR-2	Site Bid	\$806,865.00
COR-3	Phone/Gas Lines	\$2,982.00
PPA	Building Bid	\$10,651,098.00
Change Order Proposals		<u>\$113,840.00</u>
(not included in COR's above)		
Total to Date		\$11,607,914.00

#### PRs

4 PR's have been issued to date

#### ASIs

22 ASIs have been issued to date

### Construction Budget Status - Over

**Certificate of Substantial Completion Ph 1 – 8/7/14**  
**Certificate of Substantial Completion Ph 2 – 11/21/14**



# NLR HIGH SCHOOL

Project Budget: **\$109,793,258.00**

Construction Budget: **\$92,493,396.00**

Project Updates: Survey–Under Budget (\$302,144)  
\$302,144 moved to Owner's Contracts  
Land Acquisition consolidated in Soft  
Cost Spreadsheet

% of Completion – Design Phase: **100%**  
% of Completion – Construction Phase: **71%**  
(of contracted work)

## Cost Estimate

Schematic Design Estimate: \$99,825,687.00  
Design Development Estimate: \$98,561,260.00  
Revised VE DD Estimate: \$90,892,417.00  
Bid Project Cost: \$12,086,930.00 to date



## Milestones

	Start	Completion	Approved
Schematic Design	✓ February 15, 2012	✓ October 12, 2012	✓ October 18, 2012
Design Development	✓ October 19, 2012	✓ February 8, 2013	✓ May 6, 2013
Construction Documents	✓ February 22, 2013	✓ June, 2013	✓ June 20, 2013
Bid Phase – Phase I Site Groundbreaking	✓ September, 2013	✓ December 17, 2013	✓ December 19, 2013
Construction – Site	✓ May 22, 2013		
Bid Phase – Buildings I	✓ September, 2013	✓ December 2013	
Bid Phase – Stadium	✓ October, 2013	✓ December 17, 2013	✓ December 19, 2013
Bid Phase – Buildings II	✓ September, 2013	✓ October 10, 2013	✓ November 11, 2013
Construction – Bldgs I	✓ February 2014	✓ March 2014	✓ April 2014
Construction – Stadium	✓ January 2014	✓ July 2015	
Construction – Bldgs II	✓ November, 2013	✓ August 2015	
Dedication Ceremony	✓ April 2014	<b>August 2016</b>	

## Construction Phase

### RFIs

Architectural	140	2 open
Civil	37	1 open
Electrical	72	1 open
Food Service	1	0 open
Landscape	11	0 open
Mechanical	77	1 open
Structural	112	0 open

### PRs

3 PR's have been issued at this time

### ASIs

30 ASIs have been issued to date

### Change Orders

PA-001	Site Bid	\$1,341,754.00
PA-002	Bore Sanitary Line	\$774,005.00
PA-003	Stadium	\$7,277,234.00
PA-004	Foundations A & B	\$2,373,971.00
PA-005	ASI-3, Geofabric, Transformer #2	\$319,966.00
PA-006	A&B Bldg Pkg Bid	\$20,817,461.00
PA-007	Site Pkg #2 Bid	\$3,264,223.00
PA-008	Transformer, waterlines, misc	\$6,151.00
PA-009	Trench rock, undercut	\$140,130.00
PA-010	Concrete, undercut, misc. site	\$183,464.00
PA-011	Bldgs C-K	\$56,327,570.00
PA-012	Structural G & J Pkg	\$262,159.00
PA-013	HVAC Controls Bid, ASI-10/15R, misc	\$463,314.00
PA-014	ASI-8R, 16, 17, PR-3	\$106,190.00
PA-015	Scoreboard foundations	\$305,567.00
PA-016	Demo Allowance	<u>\$300,000.00</u>
Total to Date		\$94,263,159.00

## Construction Budget Status - Over



# CRESTWOOD ELEMENTARY

Project Budget: **\$11,429,002.00**  
 Construction Budget: **\$9,545,112.00**  
 Project Size: **69,938 sq.ft**  
 Project Updates: Survey under Budget by \$26,933.00;

% of Completion – Design Phase: **100%**  
 % of Completion – Construction Phase: **57%**

## Cost Estimate

Schematic Design Estimate: \$11,157,938.00  
 Design Development Estimate: TBD  
 Construction Document Estimate (90%): TBD  
 Bid Project Cost: \$10,029,830.00



Milestones	Start	Completion	Approved
Schematic Design	✓ December 5, 2013		
Design Development			
Construction Documents		✓ March 2014	
Bid Phase – Site	✓ May 2014	✓ May 2014	✓ June 2014
Groundbreaking	<b>May 2014</b>		
Construction – Site	✓ June 2014	✓ July 2014	
Bid Phase – Building	✓ May 2014	✓ May 2014	
Construction – Building	✓ June 2014	<b>March 2016</b>	
Dedication Ceremony	<b>March 2016</b>		

## Construction Phase

Architectural	8	0 open
Civil	0	0 open
Electrical	7	0 open
Food Service	0	0 open
Landscape	0	0 open
Mechanical	4	0 open
Structural	10	0 open

## PRs

2 PR's have been issued to date

## ASIs

5 ASIs have been issued to date

## Construction Budget Status - Over





## GLENVIEW ELEMENTARY

Project Budget: **\$14,939,333.00**  
 Construction Budget: **\$12,518,605.00**  
 Project Size: **67,600 sq.ft**  
 Project Updates: Survey under Budget by \$37,153.00;

% of Completion – Design Phase: **100%**  
 % of Completion – Construction Phase: **86%**

### Cost Estimate

Schematic Design Estimate: \$11,957,362.00  
 Design Development Estimate: TBD  
 Construction Document Estimate (90%): TBD  
 Bid Project Cost: Site & Building - **\$11,854,879.00**



Milestones	Start	Completion	Approved
Schematic Design	✓ December 5, 2013		
Design Development			
Construction Documents		✓ March 2014	
Bid Phase – Site	✓ May 2014	✓ June 2014	✓ June 2014
Groundbreaking	June 2014		
Construction – Site	✓ July 2014	✓ July 2014	
Bid Phase – Building	✓ May 2014	✓ June 2014	
Construction – Building	✓ July 2014	<b>August 2016</b>	
Dedication Ceremony	<b>August 2016</b>		

### Construction Phase

#### RFIs

Architectural	5	0 open
Civil	3	0 open
Electrical	6	0 open
Food Service	0	0 open
Landscape	0	0 open
Mechanical	4	0 open
Structural	4	0 open

#### Change Orders

PA-001	Demo Allowance	<u>\$300,000.00</u>
Total to Date		<b>\$12,154,79.00</b>

#### PRs

2 PR's have been issued at this time

#### ASIs

6 ASIs have been issued to date

**Construction Budget Status - Under**





# NLR MIDDLE SCHOOL

Project Budget: **\$41,513,474.00**

Construction Budget: **\$16,566,378.00**

Project Updates:

% of Completion – Design Phase: **100%**  
 % of Completion – Construction Phase: **2%**  
 (of contracted work)

## Cost Estimate

Schematic Design Estimate: \$.00

Design Development Estimate: \$.00

Bid Project Cost: Site/Foundations **\$1,124,940.00**  
 Building **TBD**



## Milestones

	Start	Completion	Approved
Schematic Design	✓ February 11, 2015	✓ March 17, 2015	✓
Design Development	✓ March 18, 2015	✓ June 3, 2015	✓
Construction Documents	✓ February 22, 2013	✓ July, 2013	✓
Bid Phase - Site	✓ July, 2015	✓ July, 2015	
Construction	✓ August 2015		
Bid Phase – Building	✓ August 11, 2015	✓ August 31, 2015	
Construction – Building	✓ September, 2015	<b>August, 2016</b>	
Dedication Ceremony	<b>August 2016</b>		

## Construction Phase

### RFIs

Architectural	0	0 open
Civil	0	0 open
Electrical	0	0 open
Food Service	0	0 open
Landscape	0	0 open
Mechanical	0	0 open
Structural	0	0 open

### Change Orders

### PRs

2 PRs has been issued at this time

### ASIs

No ASIs have been issued to date

**Construction Budget Status - Under**

## INDIAN HILLS ELEMENTARY

Project Budget: **\$9,719,550.00**  
 Construction Budget: **\$8,238,002.00**  
 Project Size: **66,423 sq. ft.**  
 Project Updates: GMP expected week of 5/12/14

% of Completion – Design Phase: **100%**  
 % of Completion – Construction Phase: **93%**

### Cost Estimate

Schematic Design Estimate: \$7,520,778.00  
 Design Development Estimate: \$7,520,778  
 Construction Document Estimate (90%): TBD  
 Bid Project Cost: Total - \$6,611,484.00



Milestones	Start	Completion	Approved
Schematic Design	✓ November 13, 2013		
Design Development			
Construction Documents		✓ March 18, 2014	
Bid Phase – Site	✓ April 2014	✓ April 2014	
Groundbreaking	✓ May 2014	✓ May 2014	
Construction – Site	✓ May 2014		
Bid Phase – Building	✓ May 2014	May 2014	
Construction – Building	✓ May 2014	<b>September 2015</b>	
Dedication Ceremony	<b>September 2015</b>		

### Construction Phase

#### Construction Phase

Architectural	0	0 open
Civil	0	0 open
Electrical	0	0 open
Food Service	0	0 open
Landscape	0	0 open
Mechanical	0	0 open
Structural	0	0 open

#### PRs

\_\_\_ PR's have been issued to date

#### ASIs

\_\_\_ ASIs have been issued to date

**Construction Budget Status - Under**



## PIKEVIEW PRE-K

Project Budget: **\$5,059,094.00**  
Construction Budget: **\$4,429,511.00**  
Project Size: **39,111 sq.ft**  
Project Updates: Alternate – Exterior Skin; Budget Includes Demo & Abatement

% of Completion – Design Phase: **100%**  
% of Completion – Construction Phase: **61%**

### Cost

Bid Project Cost: **\$3,772,520.00**

### Milestones

#### Start

Schematic Design	✓✓	September 2013	✓✓	2014	
Design Development	✓✓	July 2014	✓✓	2014	
Construction Documents	✓✓	August 2014	✓✓	2014	✓✓
Bid Phase	✓✓	February 12, 2015	✓✓	March 2015	✓✓
Groundbreaking	✓✓	March 2015			
Construction	✓✓	March 2015		<b>November 2015</b>	
Dedication Ceremony		<b>TBD</b>			

### Construction Phase

RFIs

PRs

ASIs

Change Orders



## RIDGE ROAD ELEMENTARY

Project Budget: **\$2,000,411.00**  
 Construction Budget: **\$1,747,790.00**  
 Project Size: **14,354 sq. ft.**  
 Project Updates: Survey \$1,488.00 over budget estimates;

% of Completion – Design Phase: **100%**  
 % of Completion – Construction Phase: **3.4%**

### Cost Estimate

Schematic Design Estimate: \$4,997,398.00  
 Design Development Estimate: TBD  
 Construction Document Estimate (90%): TBD  
 Bid Project Cost: \$8,502,072.00



Milestones	Start	Completion	Approved
Schematic Design	✓ November 13, 2013		
Design Development			
Construction Documents		✓ December 2015	
Groundbreaking	✓ TBD		
Bid Phase	✓ December, 2014	✓ February 2015	
Construction	✓ April 2015	<b>June 16, 2016</b>	
Dedication Ceremony	<b>TBD</b>		

### Construction Phase

RFIs

PRs

ASIs

Change Orders





## SEVENTH STREET ELEMENTARY

Project Budget: **\$12,438,250.00**  
Construction Budget: **\$10,599,531.00**  
Project Size: **72,151 sq. ft.**  
Project Updates: Survey under Budget by \$30,476.00;

% of Completion – Design Phase: **100%**  
% of Completion – Construction Phase: **36%**

### Cost Estimate

Schematic Design Estimate: \$8,812,457.00  
Design Development Estimate: TBD  
Construction Document Estimate (90%): TBD  
Bid Project Cost: Site - TBD; Building - TBD



Milestones	Start	Completion	Approved
Schematic Design	✓ December 5, 2013		
Design Development			
Construction Documents		✓ 2014	
Bid Phase – Site	✓ August 2014	✓ September 2014	
Groundbreaking	✓ August 2014		
Construction – Site	✓ August 2014	✓ October 2014	
Bid Phase – Building	✓ August 2014	✓ September 2014	
Construction – Building	✓ October 2014	<b>February 2016</b>	
Dedication Ceremony	<b>March 2016</b>		

### Construction Phase

RFIs

PRs

ASIs

Change Orders

# NORTH LITTLE ROCK SCHOOL DISTRICT CAPITAL IMPROVEMENT PLAN

## Construction Schedule Update

---

### Phase I

Amboy Elementary	Completion Date:	Complete
Boone Park Elementary	Completion Date:	Complete
Lakewood Elementary	Completion Date:	Complete
Meadow Park Elementary	Completion Date:	Complete
High School Stadium	Estimated Completion Date:	Complete
High School SLC 1	Estimated Completion Date:	Complete

### Phase II

Crestwood Elementary	Estimated Completion Date:	May 2016
Glenview Elementary	Estimated Completion Date:	Complete
Indian Hills Elementary	Estimated Completion Date:	Complete
Pike View Preschool	Estimated Completion Date:	November 2015
Ridgeroad Elementary	Estimated Completion Date:	July 2016
Seventh Street Elementary	Estimated Completion Date:	February 2016
High School SLC 2	Estimated Completion Date:	November 2015
NLR Middle School	Estimated Completion Date:	July 2017

**To: The NLRSD Board of Education**  
**From: Jennifer Brown, Director of Special Services**  
**Date: September 4, 2015**  
**Re: Special Services Department Report**

### **Current Student Counts**

As of September 4, 2015, our student count is:

School Age Special Education: 775

Early Childhood Special Education: 52

All Students 504 Services: 280

### **State Reporting**

The Special Services Department is working on data entry for all students with IEPs, to make sure we have an accurate accounting for the Cycle 2 deadline. We are also in the Cycle 7 Review Period, where we have the opportunity to edit information submitted in June about referral tracking, discipline of students with disabilities, special education student exits, and early childhood outcomes.

### **Alternative Education**

NLRSD currently has 115 students served in Alternative Education settings, grades K – 12. Fifty-one of these students are in elementary classrooms, and sixty-four are at the North Little Rock Academy. One of our focuses this year will be on maintaining a proportionate mix of students with and without disabilities in the AE settings.

### **Behavior Support**

NLRSD will be receiving support from a state-funded Behavior Support Specialist. Amanda Blair will be serving students with disabilities in NLRSD, LRSD, and PCSSD. Her position is funded through the Special Education Unit. Requests for assistance from Ms. Blair may be made by building administrators and special education supervisory staff through the CIRCUIT system. Services from Behavior Support Specialists require an Intake Form, History and Cumulative Review, BSS Commitment for Success Agreement, Notification of BSS Involvement, relevant portions of an IEP, current evaluations, the FBA/Behavior Intervention Plan (if applicable) and any behavioral data collected by school staff. These forms are accessed through the CIRCUIT website at:

<https://arksped.k12.ar.us/sections/CIRCUIT.html>

### **Nursing Updates**

Vision and hearing screenings started this month for grades: pre-k, k, 1<sup>st</sup>, 2<sup>nd</sup>, 4<sup>th</sup>, 6<sup>th</sup>, and 8<sup>th</sup>. Flu clinics will start in October, and the schedule can be found on the NLRSD website. There are stricter regulations this year regarding the completion of the consent form, and efforts are being made to communicate the importance of accurately completing this form to parents, guardians, and staff. Our two newest school nurses will be attending the Arkansas New School Nurse training on September 25<sup>th</sup> and 26<sup>th</sup>.

### **SPS Practicum Students**

NLRSD School Psychology Specialists are supervising three practicum students from the University of Central Arkansas this year. These students will work in our district every Wednesday for the 2015-16 school year, and receive hands-on experience and guidance in regulatory requirements as well as best practice. The practicum students and their supervisors are:

Holli Wood assigned to Elizabeth Spann  
Ella Crouch assigned to Jamie Ristaino  
Ranita Johnson assigned to Erika Connelly

### **Upcoming Events and Dates**

September 15<sup>th</sup> and 16<sup>th</sup>: ADE-SEU Fall Special Education Supervisor Academy, Little Rock

September 22<sup>nd</sup>: ADE Science Portfolio Training, Little Rock

October 8<sup>th</sup>: ADE Standards-Based IEP Training, day 2, Little Rock

October 1<sup>st</sup> – 29<sup>th</sup>: Early Childhood Special Education self-monitoring window



**Kristie Ratliff**  
**Administrative Director of Federal Programs,**  
**Professional Development**  
**and School Improvement**

**2015-2016**  
**September Board Report**

**Federal Programs:**

Preliminary federal and final state aide allocations have been posted and budgets are being created and assigned this month. All applications for funding will circulate through the new Indistar software system.

**Professional Development:**

The professional development committee will meet this month to reflect and plan for improvement regarding future trainings. Individualize professional development that aligns with professional growth plans will be the focus for future planning. Mentors and professional development committee members will assist new teachers in navigating completion of their professional development plans for the year.

**School Improvement:**

District and school teams have started using the new Indistar school improvement system. There are two parts within the system. One section is for application of funding and submitting compliance documents. The other section is an on-going system for leadership teams to assess, create and monitor progress toward specific improvement goals. To learn more about our new school improvement system you can go to this link: <http://www.indistar.org/>

phone: 501-771-8025 | fax: 501-771-8069 | 2700 Poplar Street, NLR, AR 72114 | [ratliffk@nlrsd.or](mailto:ratliffk@nlrsd.or)

# Executive Director's Report

## Student Services

### In Student Services

The new school year has begun and we are in full swing. We are still working out problems in some areas.

- 1) Transportation problems are getting better each day with the exception of the high school buses arrival time. This week we are going to adjust pick-up times 10-15 minutes earlier so students can arrive at school on time.
- 2) We will be starting our monitoring again. You may remember the Desegregation monitoring that was mandatory in the past. This monitoring will be similar to that monitoring so that we can continue to practice things that will help our district maintain its' good standing with the federal courts.
- 3) **WE NEED YOUR HELP!** Last year the board decided to allow students to be grandfathered into elementary schools that were outside their attendance zone. The Board granted this permission at that time for current students through 5<sup>th</sup> grade to remain at the school they were attending.

This summer, we closed three elementary schools and began new boundary lines. Grandfathered-in was an issue this year. We sent approximately 114 letters to parents after our 10 day count to move students from schools and classrooms that were overcrowded according to Arkansas Department of Education Standards Division. The large percentage of students moved from their zoned school was due to "grandfathered-in" students being in those seats. There was very limited to-no-space at some of the elementary school due to this issue. I would appreciate the Board's consideration to revisit this matter.

**Micheal Stone**

## **Director of College and Career Readiness**

### **September Director's Report**

#### Dr. Charles Donaldson Tri-District College and Career Readiness Program

At this time, 83 students from North Little Rock High School have applied to participate in this program. The first parent meeting will be held on September 23, and the program will officially begin on October 3. Students will receive two free ACT tests along with academic support and mentoring in this program.

#### Career and Technical Education

Meetings with North Little Rock Chamber of Commerce and industry partners were held and the work continues to strengthen industry involvement in our CTE programs at the middle school and high school level. CareerConnect has been the focus of the work this month.

We will implement CareerConnect at NLRMS in the month of September. The goal of this program is to allow students to get an overview of businesses in their specific fields of interest. More information about this exciting program will be available next month.

#### Data and Testing

Teachers and administrators met to collaboratively develop district guidelines and timelines for Academic Improvement Plans (AIP) and Intensive Reading Intervention (IRI) plans.

#### ESOL Program

Mrs. Touchstone has been working extremely hard to assist with registration and assessment of incoming students.

#### Gifted and Talented, Advanced Placement, IB Programs

Mrs. Curlin has been working to set up PSAT study sessions in preparation for the October assessment.

#### Secondary Instructional Technology

Mrs. Reynolds has been instrumental in assisting teachers and administrators with instructional technology in all secondary buildings as well as setting up their Bloomboard accounts in preparation for evaluations.