

# Am-Po JH Panthers

Am-Po JH Panthers

Spring 2014

# 13-1-2

Scores Live · Active

**Games** Practices

## Games

## Add Game

DATE AND TIME	EVENT INFORMATION	
March 2014		
<b>Fri, Mar 07</b> 1:55PM CST Start	@ Verden Tigers W, 13-0 Final   1-0-0 League Game	<a href="#">Edit Event Details</a> <a href="#">Edit Box Score &gt;</a>
<b>Fri, Mar 07</b> 5:55PM CST Start	@ Verden Tigers W, 5-0 Final   2-0-0 League Game	<a href="#">Edit Event Details</a> <a href="#">Edit Box Score &gt;</a>
<b>Tue, Mar 11</b> 5:30PM CDT Start	vs Riverside Braves W, 18-2 Final   3-0-0 League Game	<a href="#">Edit Event Details</a> <a href="#">Edit Box Score &gt;</a>
<b>Thu, Mar 13</b> 4:30PM CDT Start	vs Sterling Tigers W, 3-1 Final   4-0-0 Home: W.L. Jackson Field League Game	<a href="#">Edit Event Details</a> <a href="#">Edit Box Score &gt;</a>
<b>Thu, Mar 13</b> 6:00PM CDT Start	vs Sterling Tigers T, 4-4 Final   4-0-1 Home: W.L. Jackson Field League Game	<a href="#">Edit Event Details</a> <a href="#">Edit Box Score &gt;</a>
<b>Mon, Mar 24</b> 4:25PM CDT Start	vs Minco Bulldogs W, 12-2 Final   5-0-1 League Game	<a href="#">Edit Event Details</a> <a href="#">Edit Box Score &gt;</a>
<b>Mon, Mar 24</b> 4:30PM CDT Start	vs Minco Bulldogs Home: W.L. Jackson Field League Game	<a href="#">Edit Event Details</a> <a href="#">Add Box Score &gt;</a>
<b>Mon, Mar 24</b> 6:00PM CDT Start	vs Minco Bulldogs Home: W.L. Jackson Field League Game	<a href="#">Edit Event Details</a> <a href="#">Add Box Score &gt;</a>
<b>Mon, Mar 24</b> 6:15PM CDT Start	vs Minco Bulldogs W, 11-3 Final   6-0-1 League Game	<a href="#">Edit Event Details</a> <a href="#">Edit Box Score &gt;</a>
<b>Fri, Mar 28</b> 6:15PM CDT Start	vs Cyril Pirates W, 8-3 Final   7-0-1 League Game	<a href="#">Edit Event Details</a> <a href="#">Edit Box Score &gt;</a>
<b>Mon, Mar 31</b> 4:25PM CDT Start	@ Rush Springs Redskins W, 9-0 Final   8-0-1 League Game	<a href="#">Edit Event Details</a> <a href="#">Edit Box Score &gt;</a>
<b>Mon, Mar 31</b> 5:40PM CDT Start	@ Rush Springs Redskins W, 7-4 Final   9-0-1 League Game	<a href="#">Edit Event Details</a> <a href="#">Edit Box Score &gt;</a>
April 2014		
<b>Mon, Apr 07</b> 4:30PM CDT Start	@ Minco Bulldogs W, 11-2 Final   10-0-1 League Game	<a href="#">Edit Event Details</a> <a href="#">Edit Box Score &gt;</a>
<b>Tue, Apr 08</b>	vs Union City Tigers	<a href="#">Edit Event Details</a>

ADD GAME

6:20PM CDT Start	L, 10-4 Final   10-1-1 League Game	<a href="#">Edit Box Score &gt;</a>
<b>Tue, Apr 08</b> 8:10PM CDT Start	<b>vs Rush Springs Redskins</b> W, 12-3 Final   11-1-1 League Game	<a href="#">Edit Event Details</a> <a href="#">Edit Box Score &gt;</a>
<b>Fri, Apr 18</b> 4:05PM CDT Start	<b>@ Hinton Comets</b> W, 16-5 Final   12-1-1 League Game	<a href="#">Edit Event Details</a> <a href="#">Edit Box Score &gt;</a>
<b>Tue, Apr 22</b> 4:30PM CDT Start	<b>vs Verden Tigers</b> W, 11-0 Final   13-1-1 League Game	<a href="#">Edit Event Details</a> <a href="#">Edit Box Score &gt;</a>
<b>Tue, Apr 29</b> 12:55PM CDT Start	<b>vs Newcastle Racers</b> T, 0-0 Final   13-1-2 League Game	<a href="#">Edit Event Details</a> <a href="#">Edit Box Score &gt;</a>

**GAMECHANGER**

- [Create Your Team](#)
- [Create an Account](#)
- [How GC Works](#)
- [Pricing](#)
- [Download the App](#)

**COMPANY**

- [About Us](#)
- [Careers](#)
- [Gear](#)

**CONNECT**

- [Customer Support](#)
- [GC Blog](#)
- [GC Tech Blog](#)
- [Made in NYC!](#)

# Am-Po JH Panthers

Am-Po JH Prep Baseball

Spring 2014 ▾

# 13-1-2

Scores Live • Active

**Roster**    Lineup

## Roster

Player	#	Position(s)	Bats	Throws	
<a href="#">Austin Jackson</a>		RF	Right	Right	<a href="#">Get Alerts</a>
<a href="#">Austin Winfrey</a>	7	P, SS	Right	Right	<a href="#">Get Alerts</a>
<a href="#">Austin Heath</a>	13	P, 3B	Right	Right	<a href="#">Get Alerts</a>
<a href="#">Avry Voyles</a>		3B	Right	Right	<a href="#">Get Alerts</a>
<a href="#">Blake Ryans</a>	23	P, SS	Right	Right	<a href="#">Get Alerts</a>
<a href="#">Blake Wildman</a>	0	P, 2B	Right	Right	<a href="#">Get Alerts</a>
<a href="#">Cade Loggins</a>		P, CF	Right	Right	<a href="#">Get Alerts</a>
<a href="#">Caden Bartlett</a>	17	P, 1B	Right	Right	<a href="#">Get Alerts</a>
<a href="#">Cody Williams</a>	5	P, RF	Right	Right	<a href="#">Get Alerts</a>
<a href="#">Colton Adams</a>	16	P, CF	Right	Right	<a href="#">Get Alerts</a>
<a href="#">Derrick Cohee</a>	14	2B	Right	Right	<a href="#">Get Alerts</a>
<a href="#">Hayden Savage</a>	3	P, 3B	Right	Right	<a href="#">Get Alerts</a>
<a href="#">Hayden Savga</a>	6				<a href="#">Get Alerts</a>
<a href="#">Jacob Tilley</a>	8	2B	Right	Right	<a href="#">Get Alerts</a>
<a href="#">Jesse Teal</a>		C	Right	Right	<a href="#">Get Alerts</a>
<a href="#">Jordan Torres</a>	4	P, LF	Right	Right	<a href="#">Get Alerts</a>
<a href="#">Kylie Caldwell</a>	22	1B	Right	Right	<a href="#">Get Alerts</a>
<a href="#">Logan Schmidt</a>		2B	Right	Right	<a href="#">Get Alerts</a>
<a href="#">Nathan Ratcliff</a>	16	P, CF	Right	Right	<a href="#">Get Alerts</a>
<a href="#">Stanton James</a>	12	P, C	Right	Right	<a href="#">Get Alerts</a>
<a href="#">Travis Cliff</a>		P, 3B	Right	Right	<a href="#">Get Alerts</a>
<a href="#">Tyler Adams</a>		SS	Right	Right	<a href="#">Get Alerts</a>

ADD OR EDIT PLAYERS

### GAMECHANGER

[Create Your Team](#)  
[Create an Account](#)  
[How GC Works](#)  
[Pricing](#)  
[Download the App](#)

### COMPANY

[About Us](#)  
[Careers](#)  
[Gear](#)

### CONNECT

[Customer Support](#)  
[GC Blog](#)  
[GC Tech Blog](#)  
[Made in NYC!](#)

# Am-Po JH Panthers

League: JH Team: Am-Po JH

Spring 2014 ▾

# 13-1-2

Scores Live • Active

**Batting** Pitching Fielding Quality At-Bat Differential

Who can see stats?

## Batting Stats

Standard  Patience, Speed & Power  QABs & Team Impact

- Hide Game Filter

Filter by

Qualifying Games ▾

#	Roster	GP	PA	AB	H	1B	2B	3B	HR	RBI	R	HBP	ROE	FC	CI	BB	K	AVG	OBP	SLG	OPS
	Austin Jackson	2	2	1	0	0	0	0	0	0	1	0	0	0	0	1	1	.000	.500	.000	.500
7	Austin Winfrey	10	27	21	10	9	0	1	0	6	9	1	0	0	0	5	5	.476	.593	.571	1.164
13	Austin Neath	6	16	7	5	3	1	0	1	7	8	1	0	0	0	8	0	.714	.875	1.286	2.161
	Avry Voyles	4	5	4	3	3	0	0	0	1	1	0	0	0	0	1	0	.750	.800	.750	1.550
23	Blake Ryans	11	24	16	7	5	1	1	0	6	8	0	0	0	0	8	4	.438	.625	.625	1.250
0	Blake Wildman	9	28	23	9	8	1	0	0	7	12	1	1	0	0	4	8	.391	.500	.435	.935
	Cade Loggins	11	18	17	13	12	0	1	0	9	10	0	0	0	0	1	3	.765	.778	.882	1.660
17	Caden Bartlett	14	36	33	21	16	3	2	0	18	11	1	0	1	0	2	3	.636	.667	.848	1.515
5	Cody Williams	9	26	25	15	8	3	4	0	7	12	0	1	0	0	1	2	.600	.615	1.040	1.655
16	Colton Adams	13	26	22	8	5	3	0	0	8	7	1	0	0	0	3	9	.364	.462	.500	.962
14	Derrick Cohee	4	4	3	0	0	0	0	0	0	0	1	0	0	0	0	3	.000	.250	.000	.250
3	Hayden Savage	11	24	16	11	7	3	1	0	6	17	0	1	0	0	8	1	.688	.792	1.000	1.792
6	Hayden Savage	2	4	3	2	2	0	0	0	3	3	0	0	0	0	1	0	.667	.750	.667	1.417
8	Jacob Tilley	9	13	10	5	5	0	0	0	0	7	0	1	0	0	3	0	.500	.615	.500	1.115
	Jesse Teel	11	14	8	4	3	1	0	0	3	9	1	0	0	0	5	4	.500	.714	.625	1.339
4	Jordan Torres	9	23	14	6	5	1	0	0	6	8	1	0	0	0	8	3	.429	.652	.500	1.152
22	Kyle Caldwell	7	9	7	2	1	1	0	0	4	0	0	0	0	0	2	2	.286	.444	.429	.873
	Logan Schmidt	6	7	5	0	0	0	0	0	1	2	0	0	0	0	2	2	.000	.286	.000	.286
16	Nathan Ratcliff	12	24	19	11	10	1	0	0	5	9	0	0	0	0	5	2	.579	.667	.632	1.298
12	Stanton James	5	14	12	10	8	2	0	0	7	6	0	0	0	0	2	0	.833	.857	1.000	1.857

Travis Clift	9	14	12	6	5	1	0	0	2	2	0	1	0	0	2	1	.500	.571	.583	1.155
Tyler Adams	5	4	2	1	0	1	0	0	0	2	0	0	0	0	2	0	.500	.750	1.000	1.750
<b>Totals</b>	<b>15</b>	<b>362</b>	<b>280</b>	<b>149</b>	<b>115</b>	<b>23</b>	<b>10</b>	<b>1</b>	<b>106</b>	<b>144</b>	<b>8</b>	<b>5</b>	<b>1</b>	<b>0</b>	<b>74</b>	<b>53</b>	<b>.532</b>	<b>.638</b>	<b>.696</b>	<b>1.335</b>

**Key**

GP: Games played	2B: Doubles	HBP: Hit by pitch	K: Strikeouts
PA: Plate appearances	3B: Triples	ROE: Reached on error	AVG: Batting average (season)
AB: At bats	HR: Home runs	FC: Hit into fielder's choice	OBP: On-base percentage (season)
H: Hits	RBI: Runs batted in	CI: Reached on catcher's interference	SLG: Slugging percentage
1B: Single	R: Runs scored	BB: Base on balls (walks)	OPS: On-base percentage plus slugging percentage (season)

[Export Season Stats \(.csv\)](#) All stats can be edited from the game. Visit [Schedule](#) to adjust stats for a specific game.

**GAMECHANGER**

- Create Your Team
- Create an Account
- How GC Works
- Pricing
- Download the App

**COMPANY**

- About Us
- Careers
- Gear

**CONNECT**

- Customer Support
- GC Blog
- GC Tech Blog
- Made in NYC!

# Am-Po JH Panthers

Am-Po JH Panthers

Spring 2014

# 13-1-2

Scores Live • Active

[Batting](#)
[\*\*Pitching\*\*](#)
[Fielding](#)
[Quality At-Bat Differential](#)
[Who can see stats?](#)

## Pitching Stats

[Standard](#)
[Efficiency](#)
[Command](#)
[Batter Results](#)
[Runs & Running Game](#)
[Pitch Breakdown](#)

- Hide Game Filter

Filter by

Qualifying Games

#	Roster	IP	GP	W	L	SV	SVO	BS	SV%	H	R	ER	BB	K	HBP	ERA	WHIP
7	Austin Winfrey	1.0	1	0	0	0	0	0	--	0	1	1	3	1	0	7.000	3.000
23	Blake Ryans	12.2	7	2	0	0	0	0	--	16	10	9	10	21	1	4.974	2.053
0	Blake Wildman	1.0	1	1	0	0	0	0	--	0	1	1	4	1	0	7.000	4.000
	Cade Loggins	1.0	1	0	0	0	0	0	--	2	1	0	0	1	0	.000	2.000
17	Caden Bartlett	3.0	4	0	0	0	0	0	--	1	1	1	6	6	1	2.333	2.333
5	Cody Williams	11.0	4	2	1	0	0	0	--	20	10	9	9	9	0	5.727	2.636
3	Hayden Savage	15.2	6	5	0	0	0	0	--	18	8	4	7	32	2	1.787	1.596
4	Jordan Torres	2.0	2	1	0	0	0	0	--	4	3	3	3	2	2	10.500	3.500
16	Nathan Ratcliff	6.0	3	1	0	0	0	0	--	5	0	0	7	8	0	.000	2.000
12	Stanton James	4.0	2	1	0	0	0	0	--	4	4	3	4	7	0	5.250	2.000
<b>Totals</b>		<b>57.1</b>	<b>16</b>	<b>13</b>	<b>1</b>	<b>0</b>	<b>0</b>	<b>0</b>	<b>--</b>	<b>70</b>	<b>39</b>	<b>31</b>	<b>53</b>	<b>88</b>	<b>6</b>	<b>3.785</b>	<b>2.145</b>

Key

IP: Innings Pitched	SV: Saves	H: Hits allowed	K: Strikeouts
GP: Games pitched	SVO: Save opportunities	R: Runs allowed	HBP: Hit batters
W: Wins	BS: Blown saves	ER: Earned runs allowed	ERA: Earned run average (season)
L: Losses	SV%: Save percentage	BB: Base on balls (walks)	WHIP: Walks plus hits per innings pitched

[Export Season Stats \(csv\)](#) All stats can be edited from the game. Visit [Schedule](#) to adjust stats for a specific game.

# 13 Am-Po JH Panthers

Friday, March 07  
1:55PM

Verden Tigers **0**

	1	2	3	4	5	6	7	R	H	E
AMPJ	1	7	5					13	8	1
VRD	0	0	0					0	0	4

PRINTER FRIENDLY SCORE BOOK

## Am-Po JH

Away Umpire: \_\_\_\_\_ 1:55PM 3/7/2014

#	Player Name	P	O	S	1	2	2	3	3	4	5	
5	C Williams	RF	3	RF	#5	G	#5	1B	#5	K	BB	
	C Loggins	RF	3	RF	G1			K				
5	C Williams	RF	3	RF								
					B112	B11	B1345	B11234	B1	B1	B1	
					S13	S12	S1126	S	S	S	S	
0	B Wildman	2B			#0	L	#0	K	#0	BB	#0	K
					L6							
					B112	B12	B1345	B11356	B1135	B1	B1	
					S13	S1134	S	S124	S1246	S	S	
13	A Heath	3B			#13	BB	#13	BB	#13	BB	G	
	T Clift	3B	3	3B						G4		
					B11345	B13567	B	B11234	B11	B1	B1	
					S123	S1124	S	S	S123	S	S	
12	S James	C			#12	BB	#12	2B	#12	1B		
					B11235	B12	B	B12	B	B	B	
					S14	S113	S	S1134	S	S	S	
4	J Torres	LF			#4	BB	#4	BB	#4	BB		
					B11234	B12456	B	B11245	B	B	B	
					S	S13	S	S13	S	S	S	
7	A Winfrey	SS			#7	K	#7	1B	#7	1B		
					B1134	B1123	B	B11	B1	B1	B1	
					S256	S4	S	S123	S	S	S	
17	C Bartlett	1B			#17	1B	#17	1B	#17	1B		
					B1134	B11234	B	B1124	B	B	B	
					S	S1234	S	S35	S	S	S	
16	N Ratcliff	DH			#16	BB	#16	BB	#16	BB		
					B11245	B11234	B	B11234	B	B	B	
					S	S3	S	S	S	S	S	

23	B Ryans	P	1				#23	BB	#23	BB	#23	BB																										
3	H Savage	P	3																																			
							B	1	2	4	5	6	B	1	2	4	5	6	B	1	3	4	6	B					B					B				
							S	1					S	1	3				S	1	5			S					S					S				

### Verden Tigers

Home    Umpire: \_\_\_\_\_    1:55PM    3/7/2014

#	Player Name	F	O	1st	2nd	3rd	4th	5th	6th	7th
2	PlayerA	EH	/	/	/	/	/	/	/	/
12	PlayerB	P	3							
4	#4	P	2	3						
	PlayerC	EH	/	/	/	/	/	/	/	/
	PlayerD	EH	/	/	/	/	/	/	/	/
14	PlayerE	EH	/	/	/	/	/	/	/	/
6	PlayerF	EH	/	/	/	/	/	/	/	/



GAMECHANGER

Final League Game

13 Am-Po JH Panthers

Friday, March 07  
1:55PM

Verden Tigers 0

	1	2	3	4	5	6	7	R	H	E
AMPJ	1	7	5					13	8	1
VRD	0	0	0					0	0	4

Am-Po JH

EDIT

Verden Tigers

EDIT

Batting	AB	R	H	RBI	BB	K
Cody Williams	3	1	1	1	0	1
Cade Loggins	0	0	0	1	1	0
Blake Wildman	3	1	0	0	1	2
Austin Heath	0	3	0	0	3	0
Travis Clift	1	0	0	0	0	0
Stanton James	2	2	2	3	1	0
Jordan Torres	0	2	0	0	3	0
Austin Winfrey	3	1	2	3	0	1
Caden Bartlett	3	1	3	1	0	0
Nathan Ratcliff	0	1	0	0	3	0
Blake Ryans	0	1	0	1	3	0
<b>Totals</b>	<b>15</b>	<b>13</b>	<b>8</b>	<b>10</b>	<b>15</b>	<b>4</b>

Batting	AB	R	H	RBI	BB	K
PlayerA	0	0	0	0	1	0
PlayerB	1	0	0	0	0	0
#4	1	0	0	0	0	0
PlayerC	2	0	0	0	0	2
PlayerD	1	0	0	0	1	1
PlayerE	2	0	0	0	0	1
PlayerF	1	0	0	0	0	1
<b>Totals</b>	<b>8</b>	<b>0</b>	<b>0</b>	<b>0</b>	<b>2</b>	<b>5</b>

Batting  
**FC:** PlayerB, #4  
 Totals  
**Team QAB:** 3 (30.00%)  
 PlayerA, PlayerD, PlayerF  
**Team LOB:** 0

Batting

**2B:** Stanton James  
**TB:** Cody Williams, Austin Winfrey 2, Stanton James 3, Caden Bartlett 3  
**RB:** Cody Williams, Austin Winfrey 3, Stanton James 3, Caden Bartlett, Blake Ryans, Cade Loggins  
**SB:** Blake Wildman, Stanton James 4, Austin Heath 4, Caden Bartlett 2, Nathan Ratcliff 2

Totals

**Team QAB:** 23 (76.67%)  
 Blake Wildman 3, Cody Williams, Jordan Torres 3, Austin Winfrey 2, Stanton James 3, Austin Heath 3, Caden Bartlett, Blake Ryans 3, Nathan Ratcliff 3, Cade Loggins

**Team LOB:** 0

Fielding

**E:** Austin Winfrey

Am-Po JH

EDIT

Verden Tigers

EDIT

Pitching	IP	#P	TB	H	R	ER	BB	K	HR	S%
Blake Ryans	2.0	24	9	0	0	0	1	3	0	.625
Hayden Savage	0.2	15	5	0	0	0	1	2	0	.667
<b>Totals</b>	<b>2.2</b>	<b>39</b>	<b>14</b>	<b>0</b>	<b>0</b>	<b>0</b>	<b>2</b>	<b>5</b>	<b>0</b>	<b>.641</b>

Pitching	IP	#P	TB	H	R	ER	BB	K	HR	S%
#4	1.1	95	59	8	12	9	11	2	0	.379
PlayerB	0.2	13	8	0	0	0	1	1	0	.385
<b>Totals</b>	<b>3.0</b>	<b>135</b>	<b>86</b>	<b>8</b>	<b>13</b>	<b>9</b>	<b>15</b>	<b>4</b>	<b>0</b>	<b>.363</b>

Pitching

**W:** Blake Ryans

**Pitches-Strikes:** Blake Ryans 24-15, Hayden Savage 15-10

**Groundouts-Flyouts:** Blake Ryans 1-0, Hayden Savage 0-0

**First pitch strikes-Batters faced:** Blake Ryans 4-7, Hayden Savage 4-3

Pitching

**L:** #4

**WP:** #4

**Pitches-Strikes:** PlayerB 13-5, #4 95-36

**Groundouts-Flyouts:** PlayerB 1-0, #4 0-0

**First pitch strikes-Batters faced:** PlayerB 0-3, #4 8-21

Key

AB: At bats	SAC: Sacrifice hits & bunts	QAB%: Quality at bats per plate appearance	K: Strikeouts
R: Runs scored	SF: Sacrifice flies	LOB: Runners left on base at the end of an inning	HR: Home runs allowed
H: Hits	ROE: Reached on error	E: Errors	S%: Strike percentage
RB: Runs batted in	FC: Hit into fielder's choice	DP: Double Plays	W: Wins
BB: Base on balls (walks)	HBP: Hit by pitch	TP: Triple Plays	L: Losses
K: Strikeouts	CI: Reached on catcher's interference	IP: Innings Pitched	SV: Saves
2B: Doubles	GDP: Hit into double play	#P: Total pitches	BS: Blown saves
3B: Triples	GTP: Hit into triple play	TB: Total balls	HBP: Hit batters
HR: Home runs	SB: Stolen bases	H: Hits allowed	WP: Wild pitches
Grand slam: Grand slam home runs	CS: Caught stealing	R: Runs allowed	BK: Balks
TB: Total bases	PIK: Picked off	ER: Earned runs allowed	
RB: Runs batted in	QAB: Quality at bats (any one of: 3 pitches after 2 strikes, 6+ pitch ABs, XBH, HHB, BB, SAC Bunt, SAC Fly)	BB: Base on balls (walks)	

Want more stats? Visit [GC.com](http://GC.com)

© GameChanger Media, Inc. All rights reserved.  
U.S. Patent No. 8,731,458

5 Am-Po JH Panthers

Friday, March 07  
5:55PM

Verden Tigers 0






	1	2	3	4	5	6	7	R	H	E
AMPJ	2	3						5	1	0
VRD	0							0	0	1

PRINTER FRIENDLY SCOREBOOK

Am-Po JH




Away Umpire: 5:55PM 3/7/2014

#	Player Name	P	O	A	A	A	A	1	2	3	4	5	6	7
23	B Ryans	SS	/	/	/	/	/	#23 G #23 BB						
								G6						
								BB						
								B 3 S 1 2 3 4 5	B 1 1 3 4 5	B 1	B 1	B 1	B 1	B 1
17	C Bartlett	3B	/	/	/	/	/	#17 K #17 BB						
								K						
								BB						
								B 4 S 1 1 2 3 4 5	B 1 1 2 3 4	B 1	B 1	B 1	B 1	B 1
								HBP						
								BB						
								B 1 1 2 3 4 5	B 1	B 1	B 1	B 1	B 1	B 1
16	N Ratcliff	1B	/	/	/	/	/	#16 BB						
								BB						
								B 1 1 3 4 5	B 1	B 1	B 1	B 1	B 1	B 1
								BB						
								B 1 1 2 3 4	B 1	B 1	B 1	B 1	B 1	B 1
22	K Caldwell	DH	/	/	/	/	/	#22 BB						
								BB						
								B 1 1 3 4 5	B 1	B 1	B 1	B 1	B 1	B 1
								BB						
								B 1 1 2 3 4	B 1	B 1	B 1	B 1	B 1	B 1
								BB						
								B 3 4 5 7	B 1	B 1	B 1	B 1	B 1	B 1
								BB						
								B 2 3 4 6	B 1	B 1	B 1	B 1	B 1	B 1
								BB						
								B 1 1 5	B 1	B 1	B 1	B 1	B 1	B 1
								K						
								K						
								B 2 3 4	B 1	B 1	B 1	B 1	B 1	B 1
								BB						
								B 1 1 3 4	B 1	B 1	B 1	B 1	B 1	B 1

	C Loggins	CF																	
								1B											
																			
								B1 B1 B1 B1 B1 B1 B1 B1 B1											
8	J Tilley	2B						#8	BB										
																			
								B1 B1 B1 B1 B1 B1 B1 B1 B1											
3	H Savage	2B						#3	BB										
																			
								B1 B1 B1 B1 B1 B1 B1 B1 B1											
16	C Adams	EH						#16	K										
																			
								B1 B1 B1 B1 B1 B1 B1 B1 B1											
14	D Cohee	EH						#14	HBP										
																			
								B1 B1 B1 B1 B1 B1 B1 B1 B1											

Verden Tigers

Home Umpire: 5:55PM 3/7/2014

#	Player Name	P	O	S	In	Out	1	2	3	4	5	6	7
2	PlayerA	EH					#2	K					
													
							B1 B1 B1 B1 B1 B1 B1 B1 B1						
12	PlayerB	EH					#12	K					
													
							B1 B1 B1 B1 B1 B1 B1 B1 B1						
14	PlayerE	EH					#14	K					
													
							B1 B1 B1 B1 B1 B1 B1 B1 B1						

GAMECHANGER

Final League Game

5 Am-Po JH Panthers

Friday, March 07  
5:55PM

Verden Tigers 0

	1	2	3	4	5	6	7	R	H	E
AMPJ	2	3						5	1	0
VRD	0							0	0	1

Am-Po JH

EDIT

Verden Tigers

EDIT

Batting	AB	R	H	RBI	BB	K
Blake Ryans	1	0	0	0	1	0
Caden Bartlett	1	0	0	1	1	1
Jesse Teel	0	1	0	0	0	0
Nathan Ratcliff	0	1	0	0	1	0
Kyle Caldwell	0	0	0	0	1	0
Travis Clift	0	0	0	0	1	0
Tyler Adams	0	0	0	0	1	0
Logan Schmidt	1	0	0	0	0	1
Cade Loggins	1	1	1	0	0	0
Jacob Tilley	0	1	0	0	1	0
Hayden Savage	0	1	0	0	1	0
Colton Adams	1	0	0	0	0	1
Derrick Cohee	0	0	0	0	0	0
<b>Totals</b>	<b>5</b>	<b>5</b>	<b>1</b>	<b>1</b>	<b>8</b>	<b>3</b>

Batting	AB	R	H	RBI	BB	K
PlayerA	1	0	0	0	0	1
PlayerB	1	0	0	0	0	1
PlayerE	1	0	0	0	0	1
<b>Totals</b>	<b>3</b>	<b>0</b>	<b>0</b>	<b>0</b>	<b>0</b>	<b>3</b>

Totals  
Team QAB: 1 (33.33%)  
PlayerE  
Team LOB: 0

Batting

TB: Cade Loggins  
RBI: Caden Bartlett  
HBP: Jesse Teel, Derrick Cohee  
SB: Kyle Caldwell, Jesse Teel 2

Totals

Team QAB: 13 (86.67%)  
Caden Bartlett 2, Blake Ryans 2, Colton Adams, Hayden Savage, Jacob Tilley, Kyle Caldwell, Nathan Ratcliff, Jesse Teel, Travis Clift, Tyler Adams

Team LOB: 0

Am-Po JH

EDIT

Verden Tigers

EDIT

Pitching	IP	#P	TB	H	R	ER	BB	K	HR	S%
Hayden Savage	1.0	14	4	0	0	0	0	3	0	.714
<b>Totals</b>	<b>1.0</b>	<b>14</b>	<b>4</b>	<b>0</b>	<b>0</b>	<b>0</b>	<b>0</b>	<b>3</b>	<b>0</b>	<b>.714</b>

Pitching	IP	#P	TB	H	R	ER	BB	K	HR	S%
No players with Pitching stats.										
<b>Totals</b>	<b>1.1</b>	<b>72</b>	<b>44</b>	<b>1</b>	<b>5</b>	<b>3</b>	<b>8</b>	<b>3</b>	<b>0</b>	<b>.389</b>

Pitching

W: Hayden Savage  
Pitches-Strikes: Hayden Savage 14-10  
Groundouts-Flyouts: Hayden Savage 0-0  
First pitch strikes-Batters faced: Hayden Savage 3-3

Key

AB: At Bats

SAC: Sacrifice hits & bunts

QAB%: Quality at bats per plate

K: Strikeouts

<b>R:</b> Runs scored	<b>SF:</b> Sacrificia flies	appearance	<b>HR:</b> Home runs allowed
<b>H:</b> Hits	<b>ROE:</b> Reached on error	<b>LOB:</b> Runners left on base at the end of an inning	<b>S%:</b> Strike percentage
<b>RBI:</b> Runs batted in	<b>FC:</b> Hit into fielder's choice	<b>E:</b> Errors	<b>W:</b> Wins
<b>BB:</b> Base on balls (walks)	<b>HBP:</b> Hit by pitch	<b>DP:</b> Double Plays	<b>L:</b> Losses
<b>K:</b> Strikeouts	<b>CI:</b> Reached on catcher's interference	<b>TP:</b> Triple Plays	<b>SV:</b> Saves
<b>2B:</b> Doubles	<b>GIDP:</b> Hit into double play	<b>IP:</b> Innings Pitched	<b>BS:</b> Blown saves
<b>3B:</b> Triples	<b>GITP:</b> Hit into triple play	<b>#P:</b> Total pitches	<b>HBP:</b> Hit batters
<b>HR:</b> Home runs	<b>SB:</b> Stolen bases	<b>TB:</b> Total balls	<b>WP:</b> Wild pitches
<b>Grand slam:</b> Grand slam home runs	<b>CS:</b> Caught stealing	<b>H:</b> Hits allowed	<b>BK:</b> Balks
<b>TB:</b> Total bases	<b>PIK:</b> Picked off	<b>R:</b> Runs allowed	
<b>RBI:</b> Runs batted in	<b>QAB:</b> Quality at bats (any one of: 3 pitches after 2 strikes, 6+ pitch ABs, XBH, HHR, BB, SAC Bunt, SAC Fly)	<b>ER:</b> Earned runs allowed	
		<b>BB:</b> Base on balls (walks)	

Want more stats? Visit [GC.com](http://GC.com)

© GameChanger Media, Inc. All rights reserved.

U.S. Patent No. 8,731,458

2 Riverside Braves

Tuesday, March 11  
5:30PM

Am-Po JH Panthers 18

	1	2	3	4	5	6	7	R	H	E
RVR	0	0	2					2	1	3
AMPJ	6	12	0					18	18	0

PRINTER FRIENDLY SCOREBOOK

Riverside Braves

Away Umpire: \_\_\_\_\_ 5:30PM 3/11/2014

#	Player Name	P	O	Pos	1	2	3	4	5	6	7
6	#6	EH	/	/	#6 K		#6 BB				
					K		BB IB BB				
					①		②				
					B1 S1 2 3 4	B1 S1	B1 3 4 5 6 S1 1 2	B1 S1	B1 S1	B1 S1	B1 S1
5	#5	EH	/	/	#5 K		#5 K				
					K		K				
					②		③				
					B1 S1 1 2 3	B1 S1	B1 1 S1 2 3 4	B1 S1	B1 S1	B1 S1	B1 S1
Player	#Player	EH	/	/	Player K		Player 1B				
					K		BB IB BB				
					③						
					B1 S1 1 2 3	B1 S1	B1 4 5 S1 1 2 3 6	B1 S1	B1 S1	B1 S1	B1 S1
1	#1	EH	/	/		#1 G	#1 BB				
						G6	BB				
					③		BB				
					B1 S1	B1 S1 2 3	B1 1 2 3 4 S1	B1 S1	B1 S1	B1 S1	B1 S1
	PlayerA	EH	/	/		K	K				
						K	K				
					③		④				
					B1 S1	B1 S1 1 2 3	B1 3 S1 1 2 4	B1 S1	B1 S1	B1 S1	B1 S1
	PlayerB	EH	/	/			HBP				
							WP HBP				
					B1 S1 2	B1 S1 1	B1 S1	B1 S1	B1 S1	B1 S1	B1 S1
	PlayerC	EH	/	/		G					
						G4					
					③						
					B1 S1	B1 S1 2 3 4	B1 S1	B1 S1	B1 S1	B1 S1	B1 S1
	PlayerD	EH	/	/			BB				
							BB IB BB				
							①				
					B1 S1	B1 S1	B1 1 3 4 5 S1 2	B1 S1	B1 S1	B1 S1	B1 S1

PlayerE		EH						K			
						K					
B	S	B	S	B	S	B	S	B	S	B	S

### Am-Po JH

Home    Umpire:    5:30PM    3/11/2014

#	Player Name	Pos	1	1	2	2	2	3	4
16	N Ratcliff	RF	#16	1B	#16	K	#16	1B	K
12	S James	EH	K		K				
	L Schmidt	2B	K		K				
23	B Ryans	EH	#23	1B	#23	1B	#23	1B	
3	H Savage	P	#3	1B	#3	1B	#3	BB	
17	C Bartlett	1B	#17	F	#17	2B	#17	2B	
	J Teel	EH	BB		BB		BB		
	C Loggins	LF	1B		3B		1B		1B
16	C Adams	CF	#16	K	#16	2B			
8	J Tilley	EH	#8	1B	#8	1B	#8	BB	
	T Clift	EH	2B		Out		1B		
			Out		Out				



2 Riverside Braves

Tuesday, March 11  
5:30PM

Am-Po JH Panthers 18

	1	2	3	4	5	6	7	R	H	E
RVR	0	0	2					2	1	3
AMPJ	6	12	0					18	18	0

Riverside Braves

EDIT

Am-Po JH

EDIT

Batting	AB	R	H	RBI	BB	K
#6	1	1	0	0	1	1
#6	2	0	0	0	0	2
#Player	2	0	1	1	0	1
#1	1	0	0	0	1	0
PlayerA	2	0	0	0	0	2
PlayerB	0	0	0	0	0	0
PlayerC	1	0	0	0	0	0
PlayerD	0	1	0	0	1	0
PlayerE	1	0	0	0	0	1
<b>Totals</b>	<b>10</b>	<b>2</b>	<b>1</b>	<b>1</b>	<b>3</b>	<b>7</b>

Batting	AB	R	H	RBI	BB	K
Nathan Ratcliff	3	2	2	0	0	1
Logan Schmidt	1	0	0	0	0	1
Blake Ryans	3	3	3	1	0	0
Hayden Savage	2	3	2	1	1	0
Caden Bartlett	3	1	2	2	0	0
Jesse Teel	0	3	0	0	3	0
Cade Loggins	4	3	4	2	0	0
Colton Adams	2	1	1	2	0	1
Jacob Tilley	2	2	2	0	1	0
Travis Clift	2	0	2	2	0	0
<b>Totals</b>	<b>22</b>	<b>18</b>	<b>18</b>	<b>10</b>	<b>5</b>	<b>3</b>

Batting  
**TB:** #Player  
**RBI:** #Player  
**HBP:** PlayerB  
**SB:** #6

Totals  
**Team QAB:** 4 (28.57%)  
 #6, #Player, #1, PlayerD  
**Team LOB:** 0

Batting  
**2B:** Caden Bartlett 2, Colton Adams, Travis Clift  
**3B:** Cade Loggins  
**TB:** Caden Bartlett 4, Blake Ryans 3, Colton Adams 2, Hayden Savage 2, Jacob Tilley 2, Nathan Ratcliff 2, Cade Loggins 6, Travis Clift 3  
**RBI:** Caden Bartlett 2, Blake Ryans, Colton Adams 2, Hayden Savage, Cade Loggins 2, Travis Clift 2  
**SB:** Hayden Savage 2, Jacob Tilley, Nathan Ratcliff, Jesse Teel 2

Totals  
**Team QAB:** 16 (59.26%)  
 Caden Bartlett 2, Blake Ryans, Colton Adams, Hayden Savage 2, Jacob Tilley 2, Cade Loggins 2, Jesse Teel 3, Travis Clift 2  
**Team LOB:** 0

Riverside Braves

EDIT

Am-Po JH

EDIT

Pitching	IP	#P	TB	H	R	ER	BB	K	HR	S%
No players with Pitching stats.										
<b>Totals</b>	<b>2.0</b>	<b>97</b>	<b>37</b>	<b>18</b>	<b>18</b>	<b>3</b>	<b>5</b>	<b>3</b>	<b>0</b>	<b>.619</b>

Pitching	IP	#P	TB	H	R	ER	BB	K	HR	S%
Hayden Savage	3.0	53	20	1	2	1	3	7	0	.623
<b>Totals</b>	<b>3.0</b>	<b>53</b>	<b>20</b>	<b>1</b>	<b>2</b>	<b>1</b>	<b>3</b>	<b>7</b>	<b>0</b>	<b>.623</b>

Pitching  
**W:** Hayden Savage  
**HBP:** Hayden Savage  
**WP:** Hayden Savage  
**Pitches-Strikes:** Hayden Savage 53-33  
**Groundouts-Flyouts:** Hayden Savage 2-0  
**First pitch strikes-Batters faced:** Hayden Savage 7-14

Key

- AB: At bats
- R: Runs scored
- H: Hits
- SAC: Sacrifice hits & bunts
- SF: Sacrifice flies
- ROE: Reached on error
- QAB%: Quality at bats per plate appearance
- LOB: Runners left on base at the end of an inning
- K: Strikeouts
- HR: Home runs allowed
- S%: Strike percentage

<b>RBI:</b> Runs batted in	<b>FC:</b> Hit into fielder's choice	<b>E:</b> Errors	<b>W:</b> Wins
<b>BB:</b> Base on balls (walks)	<b>HBP:</b> Hit by pitch	<b>DP:</b> Double Plays	<b>L:</b> Losses
<b>K:</b> Strikeouts	<b>CI:</b> Reached on catcher's interference	<b>TP:</b> Triple Plays	<b>SV:</b> Saves
<b>2B:</b> Doubles	<b>GIDP:</b> Hit into double play	<b>IP:</b> Innings Pitched	<b>BS:</b> Blown saves
<b>3B:</b> Triples	<b>GITP:</b> Hit into triple play	<b>#P:</b> Total pitches	<b>HBP:</b> Hit batters
<b>HR:</b> Home runs	<b>SB:</b> Stolen bases	<b>TB:</b> Total balls	<b>WP:</b> Wild pitches
<b>Grand slam:</b> Grand slam home runs	<b>CS:</b> Caught stealing	<b>H:</b> Hits allowed	<b>BK:</b> Balks
<b>TB:</b> Total bases	<b>PIK:</b> Picked off	<b>R:</b> Runs allowed	
<b>RBI:</b> Runs batted in	<b>QAB:</b> Quality at bats (any one of: 3 pitches after 2 strikes, 6+ pitch ABs, XBH, HHB, BB, SAC Bunt, SAC Fly)	<b>ER:</b> Earned runs allowed	
		<b>BB:</b> Base on balls (walks)	

Want more stats? Visit [GC.com](http://GC.com)

© GameChanger Media, Inc. All rights reserved.  
U.S. Patent No. 8,731,458

1 Sterling Tigers

Thursday, March 13  
4:30PM

Am-Po JH Panthers

3

	1	2	3	4	5	6	7	R	H	E
STRL	0	0	0	1	0			1	4	0
AMPJ	0	2	1	0	0			3	7	0

PRINTER FRIENDLY SCOREBOOK

Sterling Tigers

Away Umpire: \_\_\_\_\_ 4:30PM 3/13/2014 W.L. Jackson Field

#	Player Name	P	Q	1	2	3	4	5	6	7
18	A PlayerA	EH	/	#18 Out	#18 K	#18 BB				
12	R PlayerB	EH	/	#12 K	#12 L4	#12 F4				
28	Denco	P	1/P	#28 F	#28 F5	#28 K				
27	Bay	EH	/	#27 G	#27 1B					
19	Bradshaw	EH	/	#19 L	#19 1B					
24	Hace	EH	/	#24 1B	#24 1B					
3	Haitt	EH	/	#3 G	#3 BB					
16	White	EH	/	#16 G	#16 G					

22	Alexander	EH						#22	G			#22	G				
									G5				G4				
									B1 S1				B1 S1				

### Am-Po JH

Home Umpire: \_\_\_\_\_ 4:30PM 3/13/2014 W.L. Jackson Field

#	Player Name	P.O.S.	2013	2014	2015	1	2	3	4	5	6	7
13	A Heath	3B				#13 BB	#13 F		#13 2B			
						B1 S1	B1 S1		B1 S1			
0	B Wildman	2B				#0 K	#0 K		#0 G			
5	C Williams	P							G3			
0	B Wildman	2B										
						B1 S1	B1 S1		B1 S1			
7	A Winfrey	SS				#7 K	#7 F		#7 G			
						B1 S1	B1 S1		B1 S1			
12	S James	C					#12 1B		BB			
5	C Williams	P										
12	S James	C										
	J Teel	C										
5	C Williams	P					#5 1B	#5 2B				
23	B Ryans	P										
4	J Torres	RF					#4 BB	#4 BB				
17	C Bartlett	1B					#17 1B	#17 1B				
16	N Ratcliff	LF					#16 1B	#16 G				
16	C Adams	CF					#16 IF	#3 G				
3	H Savage	CF					IF6	G2				

GAMECHANGER

Final League Game W.L. Jackson Field

1 Sterling Tigers

Thursday, March 13  
4:30PM

Am-Po JH Panthers

3

	1	2	3	4	5	6	7	R	H	E
STRL	0	0	0	1	0			1	4	0
AMPJ	0	2	1	0	0			3	7	0

Sterling Tigers

EDIT

Batting	AB	R	H	RBI	BB	K
Anderson PlayerA	1	0	0	0	1	1
Reynolds PlayerB	3	0	0	0	0	1
Denco	3	0	0	0	0	1
Bay	2	1	1	0	0	0
Bradshaw	2	0	1	0	0	0
Hace	2	0	2	1	0	0
Haitt	1	0	0	0	1	0
White	2	0	0	0	0	0
Alexander	2	0	0	0	0	0
<b>Totals</b>	<b>18</b>	<b>1</b>	<b>4</b>	<b>1</b>	<b>2</b>	<b>3</b>

Batting

**TB:** Bay, Bradshaw, Hace 2

**RBI:** Hace

**SB:** Anderson PlayerA

Totals

Team QAB: 12 (60.00%)

Anderson PlayerA 2, Reynolds PlayerB, Bay, Bradshaw 2, Hace 2, Haitt 2, White, Alexander

Team LOB: 0

Am-Po JH

EDIT

Batting	AB	R	H	RBI	BB	K
Austin Heath	2	0	1	0	1	0
Blake Wildman	3	0	0	0	0	2
Austin Winfray	3	0	0	0	0	1
Stanton James	1	0	1	0	0	0
Jesse Teel	0	2	0	0	1	0
Cody Williams	2	1	2	2	0	0
Jordan Torres	0	0	0	0	2	0
Caden Bartlett	2	0	2	0	0	0
Nathan Ratcliff	2	0	1	1	0	0
Colton Adams	1	0	0	0	0	0
Hayden Savage	1	0	0	0	0	0
<b>Totals</b>	<b>17</b>	<b>3</b>	<b>7</b>	<b>3</b>	<b>4</b>	<b>3</b>

Batting

**2B:** Cody Williams, Austin Heath

**TB:** Cody Williams 3, Stanton James, Austin Heath 2, Caden Bartlett 2, Nathan Ratcliff

**RBI:** Cody Williams 2, Nathan Ratcliff

**SB:** Austin Heath, Jesse Teel 2

**CS:** Austin Heath

Totals

Team QAB: 12 (57.14%)

Blake Wildman 2, Cody Williams 2, Jordan Torres 2, Austin Heath 2, Caden Bartlett, Nathan Ratcliff, Jesse Teel

Team LOB: 0

Sterling Tigers

EDIT

Pitching	IP	#P	TB	H	R	ER	BB	K	HR	S%
Denco	4.0	60	26	7	3	3	4	3	0	.567
<b>Totals</b>	<b>4.0</b>	<b>60</b>	<b>26</b>	<b>7</b>	<b>3</b>	<b>3</b>	<b>4</b>	<b>3</b>	<b>0</b>	<b>.567</b>

Pitching

**L:** Denco

**Pitches-Strikes:** Denco 60-34

**Groundouts-Flyouts:** Denco 4-3

**First pitch strikes-Batters faced:** Denco 13-21

Am-Po JH

EDIT

Pitching	IP	#P	TB	H	R	ER	BB	K	HR	S%
Cody Williams	4.0	49	19	4	1	1	1	2	0	.612
Blake Ryans	1.0	17	9	0	0	0	1	1	0	.471
<b>Totals</b>	<b>5.0</b>	<b>66</b>	<b>28</b>	<b>4</b>	<b>1</b>	<b>1</b>	<b>2</b>	<b>3</b>	<b>0</b>	<b>.576</b>

Pitching

**W:** Cody Williams

**Pitches-Strikes:** Cody Williams 49-30, Blake Ryans 17-8

**Groundouts-Flyouts:** Cody Williams 5-4, Blake Ryans 1-1

**First pitch strikes-Batters faced:** Cody Williams 11-16, Blake Ryans 2-4

Key

AB: At bats  
R: Runs scored

SAC: Sacrifice hits & bunts  
SF: Sacrifice flies

QAB%: Quality at bats per plate appearance  
LOB: Runners left on base at the end of

K: Strikeouts  
HR: Home runs allowed

H: Hits	ROE: Reached on error	en inning	S%: Strike percentage
RBI: Runs batted in	FC: Hit into fielder's choice	E: Errors	W: Wins
BB: Base on balls (walks)	HBP: Hit by pitch	DP: Double Plays	L: Losses
K: Strikeouts	Ci: Reached on catcher's interference	TP: Triple Plays	SV: Saves
2B: Doubles	GIDP: Hit into double play	IP: Innings Pitched	BS: Blown saves
3B: Triples	GITP: Hit into triple play	#P: Total pitches	HBP: Hit batters
HR: Home runs	SB: Stolen bases	TB: Total balls	WP: Wild pitches
Grand slam: Grand slam home runs	CS: Caught stealing	H: Hits allowed	BK: Balks
TB: Total bases	PIK: Picked off	R: Runs allowed	
RBI: Runs batted in	QAB: Quality at bats (any one of: 3 pitches after 2 strikes, 0+ pitch ABs, XBH, HHB, BB, SAC Bunt, SAC Fly)	ER: Earned runs allowed	
		BB: Base on balls (walks)	

Want more stats? Visit [GC.com](http://GC.com)

© GameChanger Media, Inc. All rights reserved.  
U.S. Patent No. 8,731,458

GAMECHANGER

Final League Game W.L. Jackson Field

4 Sterling Tigers

Thursday, March 13 6:00PM

Am-Po JH Panthers

4

	1	2	3	4	5	6	7	R	H	E
STRL	1	0	0	2	1			4	5	3
AMPJ	2	2	0	0				4	6	3

PRINTED ORIGINAL SCOREBOOK

Sterling Tigers

Away Umpire: 6:00PM 3/13/2014 W.L. Jackson Field

#	Player Name	P	O	S	1	2	3	4	5	6	7
20	#20	EH	/	/	#20 1B		#20 K	#20 BB			
11	#11	P	1	P	#11 K		#11 K	#11 BB			
12	R PlayerB	EH	/	/	#12 BB			#12 1B			
22	Alexander	CR	4	CR							
29	#29	EH	/	/	#29 K			#29 K			
	R	EH	/	/							
10	#10	3B	1	3B	#10 1B		#10 K	#10 1B			
26	#26	EH	/	/	#26 G			#26 1B			
25	#25	EH	/	/	#25 K			#25 K			

6	#6	EH		#6	K		#6	F
				X			F6	
				③			②	
				B1 2 S1 1 3 4	B1 S1	B1 S1	B1 1 2 S1 1 2	B1 S1
1	#1	EH		#1	G		#1	G
				G1			G1	
				③			③	
				B1 2 S1 1 2 3	B1 S1	B1 S1	B1 1 3 5 S2 4 6	B1 S1
30	#30	EH		#30	K			
				X				
				①				
				B1 3 4 5 S1 1 2 6	B1 S1	B1 S1	B1 S1	B1 S1
20	#20	EH						

Am-Po JH

Home Umpire: 6:00PM 3/13/2014 W.L. Jackson Field

#	Player Name	Pos	1	2	3	4	5	6	7
3	H Savage	SS 4/P	#3 BB		#3 1B				
			SB AC 1B BB		1B 1B				
			B1 1 2 3 5 S4	B1 S1	B1 S1	B1 S1	B1 S1	B1 S1	B1 S1
23	B Ryans	P 4/SS	#23 K		#23 1B				
			X		1B				
			①		1B				
			B1 1 2 3 S1 1 2 3	B1 S1	B1 S1	B1 S1	B1 S1	B1 S1	B1 S1
16	N Ratcliff	3B	#16 1B		#16 F				
			SB AC 1B BB		F1				
			B1 1 2 S1 1 2	B1 S1	B1 S1	B1 S1	B1 S1	B1 S1	B1 S1
	T Clift	1B	F		E				
			F6						
			③		③				
			B1 1 S1 2 3	B1 S1	B1 S1	B1 1 2 S1 1 2	B1 S1	B1 S1	B1 S1
	J Teel	C	2B		K				
			SB AC 1B BB		K				
			B1 1 S1 1	B1 S1	B1 S1	B1 1 2 3 S1 1 2 3	B1 S1	B1 S1	B1 S1
	C Loggins	LF 4/LF/P	K		K				
			K		K				
			③		③				
			B1 2 6 S1 1 3 4 5 7 8	B1 S1	B1 S1	B1 1 2 3 S1 1 2 3	B1 S1	B1 S1	B1 S1
	L Schmidt	DH		BB					
			G 1B 1B BB						
			B1 2 4 5 7 S1 1 3 6	B1 S1	B1 S1	B1 S1	B1 S1	B1 S1	B1 S1
8	J Tilley	2B 4/LF/2B							



Player #	Position	Outs	1	2	3	4	5	6	7	8	9	10	11	12	13	14	15	16	17	18	19	20
16	C Adams	CF																				
22	K Caldwell	EH																				
8	J Tilley	2B	4	4																		
22	K Caldwell	EH																				
16	C Adams	CF																				
	A Jackson	RF																				
17	C Bartlett	EH																				
14	D Cohee	EH																				
	A Voyles	EH																				

GAMECHANGER

Final League Game W.L. Jackson Field

4 Sterling Tigers

Thursday, March 13  
6:00PM

Am-Po JH Panthers 4

	1	2	3	4	5	6	7	R	H	E
STRL	1	0	0	2	1			4	5	3
AMPJ	2	2	0	0				4	6	3

Sterling Tigers

EDIT

Batting	AB	R	H	RBI	BB	K
#20	2	2	1	0	1	1
#11	2	1	0	0	1	2
Reynolds PlayerB	1	0	1	0	1	0
#29	2	0	0	0	0	2
R	1	0	0	0	0	1
#10	3	1	2	1	0	1
#26	2	0	1	0	0	0
#23	2	0	0	0	0	2
#6	2	0	0	0	0	1
#1	2	0	0	0	0	0
#30	1	0	0	0	0	1
Alexander	0	0	0	0	0	0
<b>Totals</b>	<b>20</b>	<b>4</b>	<b>5</b>	<b>1</b>	<b>3</b>	<b>11</b>

Batting

**IB:** Reynolds PlayerB, #20, #10 2, #26

**RBI:** #10

**HBP:** R

**SB:** Alexander 2, #10, #26

Totals

**Team QAB:** 9 (37.50%)

Reynolds PlayerB, #20, #11, #29, #10, #26, #1, #30

**Team LOB:** 0

Am-Po JH

EDIT

Batting	AB	R	H	RBI	BB	K
Hayden Savage	1	1	1	0	1	0
Blake Ryans	2	0	1	0	0	1
Nathan Ratcliff	2	1	1	0	0	0
Travis Clift	2	0	0	0	0	0
Jesse Teel	2	0	1	1	0	1
Cade Loggins	2	0	0	0	0	2
Logan Schmidt	0	1	0	0	1	0
Jacob Tilley	1	1	0	0	0	0
Kyle Caldwell	1	0	0	0	0	0
Colton Adams	0	0	0	0	1	0
Austin Jackson	1	0	0	0	0	1
Caden Bartlett	1	0	1	2	0	0
Derrick Cohee	1	0	0	0	0	1
Avry Voyles	1	0	1	0	0	0
<b>Totals</b>	<b>17</b>	<b>4</b>	<b>6</b>	<b>3</b>	<b>3</b>	<b>6</b>

Batting

**2B:** Jesse Teel

**IB:** Caden Bartlett, Blake Ryans, Hayden Savage, Nathan Ratcliff, Jesse Teel 2, Avry Voyles

**RBI:** Caden Bartlett 2, Jesse Teel

**ROE:** Jacob Tilley, Travis Clift

**SB:** Hayden Savage, Nathan Ratcliff, Jesse Teel

**CS:** Travis Clift

Totals

**Team QAB:** 6 (30.00%)

Blake Ryans, Colton Adams, Hayden Savage, Cade Loggins, Jesse Teel, Logan Schmidt

**Team LOB:** 0

Fielding

**E:** Austin Jackson, Blake Ryans, Jesse Teel

Sterling Tigers

EDIT

Am-Po JH

EDIT

Pitching	IP	#P	TB	H	R	ER	BB	K	HR	S%
#11	4.0	64	20	6	4	0	3	6	0	.688
<b>Totals</b>	<b>4.0</b>	<b>64</b>	<b>20</b>	<b>6</b>	<b>4</b>	<b>0</b>	<b>3</b>	<b>6</b>	<b>0</b>	<b>.688</b>

Pitching	IP	#P	TB	H	R	ER	BB	K	HR	S%
Blake Ryans	4.0	76	29	3	3	3	3	10	0	.618
Cade Loggins	1.0	17	6	2	1	0	0	1	0	.647
<b>Totals</b>	<b>5.0</b>	<b>93</b>	<b>35</b>	<b>5</b>	<b>4</b>	<b>3</b>	<b>3</b>	<b>11</b>	<b>0</b>	<b>.624</b>

Pitching

**Pitches-Strikes:** #11 64-44  
**Groundouts-Flyouts:** #11 1-2  
**First pitch strikes-Batters faced:** #11 15-20

Pitching

**HBP:** Blake Ryans  
**Pitches-Strikes:** Blake Ryans 76-47, Cade Loggins 17-11  
**Groundouts-Flyouts:** Blake Ryans 2-0, Cade Loggins 1-1  
**First pitch strikes-Batters faced:** Blake Ryans 14-19, Cade Loggins 2-5

Key

AB: At bats	SAC: Sacrifice hits & bunts	QAB%: Quality at bats per plate appearance	K: Strikeouts
R: Runs scored	SF: Sacrifice flies	LOB: Runners left on base at the end of an inning	HR: Home runs allowed
H: Hits	ROE: Reached on error	E: Errors	S%: Strike percentage
RBI: Runs batted in	FC: Hit into fielder's choice	DP: Double Plays	W: Wins
BB: Base on balls (walks)	HBP: Hit by pitch	TP: Triple Plays	L: Losses
K: Strikeouts	CI: Reached on catcher's interference	IP: Innings Pitched	SV: Saves
2B: Doubles	GIDP: Hit into double play	#P: Total pitches	BS: Blown saves
3B: Triples	GITP: Hit into triple play	TB: Total balls	HBP: Hit batters
HR: Home runs	SB: Stolen bases	H: Hits allowed	WP: Wild pitches
Grand slam: Grand slam home runs	CS: Caught stealing	R: Runs allowed	BK: Balks
TB: Total bases	PIK: Picked off	ER: Earned runs allowed	
RBI: Runs batted in	QAB: Quality at bats (any one of: 3 pitches after 2 strikes, 6+ pitch ABs, XBH, HHB, BB, SAC Bunt, SAC Fly)	BB: Base on balls (walks)	

Want more stats? Visit [GC.com](http://GC.com)

© GameChanger Media, Inc. All rights reserved.  
 U.S. Patent No. 8,731,458

GAMECHANGER

Final League Game

# 2 Minco Bulldogs

Monday, March 24  
4:25PM

# Am-Po JH Panthers 12

	1	2	3	4	5	6	7	R	H	E
MNC	2	0	0	0				2	3	0
AMPJ	5	3	0	4				12	11	0

PRINTER FRIENDLY SCOREBOOK

## Minco Bulldogs

Away Umpire: \_\_\_\_\_ 4:25PM 3/24/2014

#	Player Name	PO	1	2	3	4	5	6	7
PlayerA	EH		BB	BB	F				
PlayerB	EH		FC	K		BB			
PlayerC	EH		1B	G		BB			
PlayerD	EH		1B	G		K			
PlayerE	EH		2B		G	K			
#7	EH		#7	K	#7	F	#7	BB	
#19	EH		#19	G	#19	BB	#19	K	

## Am-Po JH

Home Umpire: \_\_\_\_\_ 4:25PM 3/24/2014

#	Player Name	PO	1	2	3	4	5	6

Player	Position	1	2	3	4	5	6	7	8	9
5 C Williams	LF	1	1							
0 B Wildman	SS	1								
13 A Heath	3B	1								
12 S James	DH									
4 J Torres	RF	1								
7 A Winfrey	2B	1	1	1						
17 C Bartlett	1B	1								
16 C Adams	CF	1								
J Teel	C	1								

**GAMECHANGER**

Final League Game

**2** Minco Bulldogs

Monday, March 24  
4:25PM

Am-Po JH Panthers **12**

	1	2	3	4	5	6	7	R	H	E
<b>MNC</b>	2	0	0	0				2	3	0
<b>AMPJ</b>	5	3	0	4				12	11	0

**Minco Bulldogs**

EDIT

Batting	AB	R	H	RBI	BB	K
PlayerA	1	0	0	0	2	0
PlayerB	2	1	0	0	1	1
PlayerC	2	1	1	0	1	0
PlayerD	3	0	1	1	0	1
PlayerE	3	0	1	1	0	1
#7	2	0	0	0	1	1
#19	2	0	0	0	1	1
<b>Totals</b>	<b>15</b>	<b>2</b>	<b>3</b>	<b>2</b>	<b>6</b>	<b>5</b>

Batting

**2B:** PlayerE  
**TB:** PlayerC, PlayerD, PlayerE 2  
**RBI:** PlayerD, PlayerE  
**FC:** PlayerB  
**SB:** PlayerA

Totals

**Team QAB:** 12 (57.14%)  
PlayerA 2, PlayerB, PlayerC 2, PlayerD 2, PlayerE 3, #7, #19  
**Team LOB:** 0

**Am-Po JH**

EDIT

Batting	AB	R	H	RBI	BB	K
Cody Williams	2	1	0	0	1	0
Blake Wildman	1	1	1	0	0	0
Austin Heath	0	2	0	0	3	0
Stanton James	3	2	3	2	0	0
Jordan Torres	2	2	1	2	1	0
Austin Winfrey	3	2	2	1	0	0
Caden Bartlett	2	1	2	2	1	0
Colton Adams	2	1	1	2	1	1
Jesse Teel	3	0	1	1	0	2
<b>Totals</b>	<b>18</b>	<b>12</b>	<b>11</b>	<b>10</b>	<b>7</b>	<b>3</b>

Batting

**TB:** Blake Wildman, Jordan Torres, Austin Winfrey 2, Stanton James 3, Caden Bartlett 2, Colton Adams, Jesse Teel  
**RBI:** Jordan Torres 2, Austin Winfrey, Stanton James 2, Caden Bartlett 2, Colton Adams 2, Jesse Teel  
**HBP:** Blake Wildman  
**SB:** Blake Wildman 4, Cody Williams, Austin Heath 2, Caden Bartlett 5, Colton Adams 2

Totals

**Team QAB:** 15 (57.69%)  
Blake Wildman, Cody Williams, Jordan Torres, Austin Winfrey, Stanton James 3, Austin Heath 3, Caden Bartlett 2, Colton Adams 3

**Team LOB:** 0

**Minco Bulldogs**

EDIT

Pitching	IP	#P	TB	H	R	ER	BB	K	HR	S%
No players with Pitching stats.										
<b>Totals</b>	<b>3.0</b>	<b>101</b>	<b>51</b>	<b>11</b>	<b>12</b>	<b>12</b>	<b>7</b>	<b>3</b>	<b>0</b>	<b>.495</b>

**Am-Po JH**

EDIT

Pitching	IP	#P	TB	H	R	ER	BB	K	HR	S%
Blake Ryans	2.0	32	13	3	2	2	2	2	0	.594
Nathan Ratcliff	2.0	45	23	0	0	0	4	3	0	.489
<b>Totals</b>	<b>4.0</b>	<b>77</b>	<b>36</b>	<b>3</b>	<b>2</b>	<b>2</b>	<b>6</b>	<b>5</b>	<b>0</b>	<b>.532</b>

Pitching

**W:** Blake Ryans  
**Pitches-Strikes:** Blake Ryans 32-19, Nathan Ratcliff 45-22  
**Groundouts-Flyouts:** Blake Ryans 3-0, Nathan Ratcliff 1-2  
**First pitch strikes-Batters faced:** Blake Ryans 5-11, Nathan Ratcliff 7-10

Key

- AB: At bats
- R: Runs scored
- H: Hits
- RBI: Runs batted in
- BB: Base on balls (walks)
- K: Strikeouts
- SAC: Sacrifice hits & bunts
- SF: Sacrifice flies
- ROE: Reached on error
- FC: Hit into fielder's choice
- HBP: Hit by pitch
- CI: Reached on catcher's interference
- QAB%: Quality at bats per plate appearance
- LOB: Runners left on base at the end of an inning
- E: Errors
- DP: Double Plays
- K: Strikeouts
- HR: Home runs allowed
- S%: Strike percentage
- W: Wins
- L: Losses
- SV: Saves

<b>2B:</b> Doubles	<b>GIDP:</b> Hit into double play	<b>TP:</b> Triple Plays	<b>BS:</b> Blown saves
<b>3B:</b> Triples	<b>GITP:</b> Hit into triple play	<b>IP:</b> Innings Pitched	<b>HBP:</b> Hit batters
<b>HR:</b> Home runs	<b>SB:</b> Stolen bases	<b>#P:</b> Total pitches	<b>WP:</b> Wild pitches
<b>Grand slam:</b> Grand slam home runs	<b>CS:</b> Caught stealing	<b>TB:</b> Total balls	<b>BK:</b> Balls
<b>TB:</b> Total bases	<b>PIK:</b> Picked off	<b>H:</b> Hits allowed	
<b>RB:</b> Runs batted in	<b>QAB:</b> Quality at bats (any one of 3 pitches after 2 strikes, 6+ pitch ABs, XBH, HHB, BB, SAC Bunt, SAC Fly)	<b>R:</b> Runs allowed	
		<b>ER:</b> Earned runs allowed	
		<b>BB:</b> Base on balls (walks)	

Want more stats? Visit [GC.com](http://GC.com)

© GameChanger Media, Inc. All rights reserved.  
U.S. Patent No. 8,731,458

GAMECHANGER

Final League Game

3 Minco Bulldogs

Monday, March 24  
6:15PM

Am-Po JH Panthers 11

	1	2	3	4	5	6	7	R	H	E
MNC	1	2	0					3	4	0
AMPJ	2	5	4					11	5	0

PRINTED PRINTABLE SCOREBOOK

Minco Bulldogs

Away Umpire: 6:15PM 3/24/2014

#	Player Name	P	O	S	1	2	2	3	4	5	6
	PlayerA	EH			1B	3B		K			
	PlayerB	EH			K	2B		BB			
	PlayerC	EH			K	K		K			
	PlayerD	EH			BB	K		K			
	PlayerE	EH			K	1B					
7	#7	EH			#7	HBP #7	G				

Am-Po JH

Home Umpire: 6:15PM 3/24/2014

#	Player Name	P	O	S	1	2	2	3	4	5	6
3	H Savage	P			#3	BB #23	3B				
23	B Ryans	EH									



23	B Ryans	EH		#23	BB		#16	1B	
16	N Ratcliff	EH							
				2	SB	SB	8	SB	7B
				B 1 2 3 4	S 1	B 1	B 1	B 1	B 1
16	N Ratcliff	EH		#16	BB			1B	
	T Clift	EH							
				2	SB	SB	8	SB	7B
				B 1 2 3 4 5	S 2	B 1	B 1	B 1	B 1
	T Clift	EH			K			1B	
	C Loggins	EH							
				4	SB	SB	10	SB	7B
				B 3 4 5	S 1 2 6 7	B 1	B 2 3 4	B 1	B 1
	C Loggins	EH			K		#8	1B	
8	J Tilley	EH							
				3	SB	SB	11	SB	7B
				B 1 2	S 3 4 5	B 1	B 1	B 1	B 1
8	J Tilley	EH			#8	BB	#22	BB	
	K Caldwell	EH							
				3	SB	SB		G	
				B 2 3 4 5	S 1	B 1	B 1 2 4 6	B 1	B 1
				B 1	S 3 4 5	B 1	B 1	B 1	B 1
22	K Caldwell	EH			#22	K		G	
	L Schmidt	EH							
				4	SB	SB	7	G	
				B 3	S 1 2 4	B 1	B 1	B 1	B 1
	L Schmidt	EH				BB			
	A Jackson	EH							
				6	SB	SB			
				B 2 3 4 5	S 1	B 1	B 1	B 1	B 1
	A Jackson	EH				BB			
	A Voyles	EH							
				6	SB	SB			
				B 1 2 3 5	S 4	B 1	B 1	B 1	B 1
	A Voyles	EH				BB			
14	D Cohee	EH							
				B 1 2 3 4	S 1	B 1	B 1	B 1	B 1
14	D Cohee	EH			#14	K	#3	BB	
	H Savage	P							
				3	SB	SB	7	SB	7B
	C Bartlett	P							
				B 1	S 2 3 4	B 1	B 1 2 3 4	B 1	B 1

GAMECHANGER

Final League Game

3 Minco Bulldogs

Monday, March 24  
6:15PM

Am-Po JH Panthers 11

	1	2	3	4	5	6	7	R	H	E
MNC	1	2	0					3	4	0
AMPJ	2	5	4					11	5	0

Minco Bulldogs

EDIT

Batting	AB	R	H	RBI	BB	K
PlayerA	3	2	2	1	0	1
PlayerB	2	0	1	0	1	1
PlayerC	3	0	0	0	0	3
PlayerD	2	0	0	0	1	2
PlayerE	2	0	1	0	0	1
#7	1	1	0	0	0	0
<b>Totals</b>	<b>13</b>	<b>3</b>	<b>4</b>	<b>1</b>	<b>2</b>	<b>8</b>

Batting

**2B:** PlayerB  
**3B:** PlayerA  
**TB:** PlayerA 4, PlayerB 2, PlayerE  
**RBI:** PlayerA  
**HBP:** #7  
**SB:** PlayerB, PlayerD

Totals

Team QAB: 6 (37.50%)  
 PlayerA 3, PlayerB 2, PlayerD

Team LOB: 0

Am-Po JH

EDIT

Batting	AB	R	H	RBI	BB	K
Hayden Savage	0	2	0	0	2	0
Blake Ryans	1	1	1	3	1	0
Nathan Ratcliff	1	1	1	0	1	0
Travis Cliff	2	1	1	0	0	1
Cade Loggins	2	1	1	1	0	1
Logan Schmidt	1	1	0	1	1	0
Jacob Tilley	1	2	1	0	1	0
Kyle Caldwell	1	0	0	0	1	1
Austin Jackson	0	1	0	0	1	0
Avry Voyles	0	1	0	0	1	0
Derrick Cohee	1	0	0	0	0	1
<b>Totals</b>	<b>10</b>	<b>11</b>	<b>5</b>	<b>5</b>	<b>9</b>	<b>4</b>

Batting

**3B:** Blake Ryans  
**TB:** Blake Ryans 3, Jacob Tilley, Nathan Ratcliff, Cade Loggins, Travis Cliff  
**RBI:** Blake Ryans 3, Cade Loggins, Logan Schmidt  
**SB:** Austin Jackson, Blake Ryans 2, Hayden Savage 3, Jacob Tilley 5, Nathan Ratcliff 3, Cade Loggins, Travis Cliff 2, Logan Schmidt  
**CS:** Nathan Ratcliff

Totals

Team QAB: 11 (57.89%)  
 Austin Jackson, Blake Ryans 2, Hayden Savage 2, Jacob Tilley, Kyle Caldwell, Nathan Ratcliff, Travis Cliff, Logan Schmidt, Avry Voyles

Team LOB: 0

Minco Bulldogs

EDIT

Pitching	IP	#P	TB	H	R	ER	BB	K	HR	S%
No players with Pitching stats.										
<b>Totals</b>	<b>2.1</b>	<b>77</b>	<b>48</b>	<b>5</b>	<b>11</b>	<b>11</b>	<b>9</b>	<b>4</b>	<b>0</b>	<b>.377</b>

Am-Po JH

EDIT

Pitching	IP	#P	TB	H	R	ER	BB	K	HR	S%
Caden Bartlett	1.0	19	9	0	0	0	1	3	0	.526
Hayden Savage	2.0	34	11	4	3	2	1	5	0	.676
<b>Totals</b>	<b>3.0</b>	<b>53</b>	<b>20</b>	<b>4</b>	<b>3</b>	<b>2</b>	<b>2</b>	<b>8</b>	<b>0</b>	<b>.623</b>

Pitching

**W:** Hayden Savage  
**HBP:** Hayden Savage  
**Pitches-Strikes:** Caden Bartlett 19-10, Hayden Savage 34-23  
**Groundouts-Flyouts:** Caden Bartlett 0-0, Hayden Savage 1-0  
**First pitch strikes-Batters faced:** Caden Bartlett 0-4, Hayden Savage 3-12

Key

AB: At bats

SAC: Sacrifice hits & bunts

QAB%: Quality at bats per plate

K: Strikeouts

<b>R:</b> Runs scored	<b>SF:</b> Sacrifice flies	appearance	<b>HR:</b> Home runs allowed
<b>H:</b> Hits	<b>ROE:</b> Reached on error	<b>LOB:</b> Runners left on base at the end of an inning	<b>%:</b> Strike percentage
<b>RB:</b> Runs batted in	<b>FC:</b> Hit into fielder's choice	<b>E:</b> Errors	<b>W:</b> Wins
<b>BB:</b> Base on balls (walks)	<b>HBP:</b> Hit by pitch	<b>DP:</b> Double Plays	<b>L:</b> Losses
<b>K:</b> Strikeouts	<b>CI:</b> Reached on catcher's interference	<b>TP:</b> Triple Plays	<b>SV:</b> Saves
<b>2B:</b> Doubles	<b>GIDP:</b> Hit into double play	<b>IP:</b> Innings Pitched	<b>BS:</b> Blown saves
<b>3B:</b> Triples	<b>GITP:</b> Hit into triple play	<b>#P:</b> Total pitches	<b>HBP:</b> Hit batters
<b>HR:</b> Home runs	<b>SB:</b> Stolen bases	<b>TB:</b> Total balls	<b>WP:</b> Wild pitches
<b>Grand slam:</b> Grand slam home runs	<b>CS:</b> Caught stealing	<b>H:</b> Hits allowed	<b>BK:</b> Balks
<b>TB:</b> Total bases	<b>PIK:</b> Picked off	<b>R:</b> Runs allowed	
<b>RB:</b> Runs batted in	<b>QAB:</b> Quality at bats (any one of: 3 pitches after 2 strikes, 6+ pitch ABs, XBH, HHB, BB, SAC Bunt, SAC Fly)	<b>ER:</b> Earned runs allowed	
		<b>BB:</b> Base on balls (walks)	

Want more stats? Visit [GC.com](http://GC.com)

© GameChanger Media, Inc. All rights reserved.  
U.S. Patent No. 8,731,458

3 Cyril Pirates

Friday, March 28  
6:15PM

Am-Po JH Panthers

8

	1	2	3	4	5	6	7	R	H	E
CYR	0	1	1	1	0			3	0	3
AMPJ	2	0	6	0	0			8	10	0

PRINTER FRIENDLY SCOREBOOK

Cyril Pirates

Away Umpire: 6:15PM 3/28/2014

#	Player Name	POS	1	2	3	4	5	6	7
23	#23	CF	#23 K	#23 BB		#23 BB	#23 K		
00	#00	LF	#00 K	#00 FC		#00 BB			
14	#14	C	#14 BB		#14 F	#14 BB			
16	#16	1B	#16 K		#16 BB	#16 F			
10	#10	P	#10 K	#10 K	#10 BB	#10 K			
8	#8	SS		#8 F	#8 BB	#8 G			
31	#31	LF	#31 BB	#31 K		#31 K			
20	#20	RF	#20 BB	#20 HBP		#20 K			

15	#15	3B	1	3B		#15	BB	#15		#15	BB	

**Am-Po JH**

Home Umpire: 6:15PM 3/28/2014

#	Player Name	P	O	S	1	2	3	3	4	5	6
5	C Williams	C	3	3	#5	E	#5	K	1B		
	T Clift	1B	3	5							
0	B Wildman	SS	2	2	#0	E	#0	2B	#0	1B	
			2	3							
13	A Heath	P			#13	BB		1B			
	J Teel	LF	2								
7	A Winfrey	2B	4	4	#7	HBP		#7	BB		
			4	5							
17	C Bartlett	1B	5	5	#17	FC		#17	1B	#17	F
			5	1B							
3	H Savage	LF	2	3	#3	K		#3	2B	#3	E
			3	3B							
4	J Torres	RF	3	3	#4	K		#4	1B	#8	G
	J Tilley	RF	5								
16	C Adams	CF			#16	F	#16	G	#22	K	
	K Caldwell	CF	4								
23	B Ryans	3B	2	2	#23	1B	#23	F		G	
	L Schmidt	SS	4								
	C Loggins	EH									
	T Adams	DH									

**GAMECHANGER**

**Final** League Game

**3** Cyril Pirates

Friday, March 28  
6:15PM

Am-Po JH Panthers

**8**

	1	2	3	4	5	6	7	R	H	E
<b>CYR</b>	0	1	1	1	0			3	0	3
<b>AMPJ</b>	2	0	6	0	0			8	10	0

**Cyril Pirates**

EDIT

Batting	AB	R	H	RBI	BB	K
#23	2	1	0	0	2	2
#00	2	0	0	0	1	1
#14	1	0	0	0	2	0
#16	2	1	0	0	1	1
#10	2	0	0	0	1	2
#8	2	0	0	0	1	0
#31	2	1	0	0	1	2
#20	1	0	0	0	1	1
#15	0	0	0	0	2	0
<b>Totals</b>	<b>14</b>	<b>3</b>	<b>0</b>	<b>0</b>	<b>12</b>	<b>9</b>

Batting

**FC:** #00

**HBP:** #20

**SB:** #23 3, #00, #14, #16 2, #10, #31, #20, #15

**CS:** #10

Totals

**Team QAB:** 17 (62.96%)

#23 4, #00, #14 2, #16 2, #10 2, #8, #31 2, #20, #15 2

**Team LOB:** 0

Fielding

**E:** #23, #10, #15

**Am-Po JH**

EDIT

Batting	AB	R	H	RBI	BB	K
Cody Williams	2	1	0	0	0	1
Travis Clift	1	0	1	0	0	0
Blake Wildman	3	2	2	1	0	0
Austin Heath	0	0	0	0	1	0
Jesse Teel	1	0	1	0	0	0
Austin Winfrey	0	1	0	0	1	0
Caden Bartlett	3	1	1	2	0	0
Hayden Savage	3	1	1	1	0	1
Jordan Torres	2	1	1	2	0	1
Jacob Tilley	1	0	0	0	0	0
Coton Adams	2	0	0	0	0	0
Kyle Caldwell	1	0	0	0	0	1
Blake Ryans	2	0	1	0	0	0
Logan Schmidt	1	0	0	0	0	0
Cade Loggins	2	1	2	1	0	0
<b>Totals</b>	<b>24</b>	<b>8</b>	<b>10</b>	<b>7</b>	<b>2</b>	<b>4</b>

Batting

**2B:** Blake Wildman, Hayden Savage

**1B:** Blake Wildman 3, Jordan Torres, Caden Bartlett, Blake Ryans, Hayden Savage 2, Cade Loggins 2, Jesse Teel, Travis Clift

**RBI:** Blake Wildman, Jordan Torres 2, Caden Bartlett 2, Hayden Savage, Cade Loggins

**ROE:** Blake Wildman, Cody Williams, Hayden Savage

**FC:** Caden Bartlett

**HBP:** Austin Winfrey

**SB:** Jordan Torres, Austin Winfrey, Caden Bartlett, Hayden Savage

**PIK:** Blake Ryans

Totals

**Team QAB:** 11 (40.74%)

Blake Wildman 2, Jordan Torres 2, Austin Winfrey, Austin Heath, Blake Ryans, Hayden Savage 2, Cade Loggins, Travis Clift

**Team LOB:** 0

Cyril Pirates

EDIT

Am-Po JH

EDIT

Pitching	IP	#P	TB	H	R	ER	BB	K	HR	S%
#00	4.0	74	27	10	8	6	2	4	0	.635
<b>Totals</b>	<b>4.0</b>	<b>74</b>	<b>27</b>	<b>10</b>	<b>8</b>	<b>6</b>	<b>2</b>	<b>4</b>	<b>0</b>	<b>.635</b>

Pitching	IP	#P	TB	H	R	ER	BB	K	HR	S%
Stanton James	1.0	19	8	0	0	0	1	3	0	.579
Blake Wildman	1.0	34	20	0	1	1	4	1	0	.412
Jordan Torres	1.0	31	19	0	1	1	3	1	0	.387
Austin Winfrey	1.0	26	15	0	1	1	3	1	0	.423
Caden Bartlett	1.0	18	7	0	0	0	1	3	0	.611
<b>Totals</b>	<b>5.0</b>	<b>128</b>	<b>69</b>	<b>0</b>	<b>3</b>	<b>3</b>	<b>12</b>	<b>9</b>	<b>0</b>	<b>.461</b>

Pitching

L: #00

HBP: #00

Pitches-Strikes: #00 74-47

Groundouts-Flyouts: #00 3-3

First pitch strikes-Batters faced: #00 15-27

Pitching

W: Blake Wildman

HBP: Jordan Torres

Pitches-Strikes: Blake Wildman 34-14, Jordan Torres 31-12, Austin Winfrey 26-11, Stanton James 19-11, Caden Bartlett 18-11

Groundouts-Flyouts: Blake Wildman 0-1, Jordan Torres 0-1, Austin Winfrey 1-1, Stanton James 0-0, Caden Bartlett 0-0

First pitch strikes-Batters faced: Blake Wildman 3-7, Jordan Torres 3-6, Austin Winfrey 2-6, Stanton James 4-4, Caden Bartlett 3-4

Key

AB: At bats	SAC: Sacrifice hits & bunts	QAB%: Quality at bats per plate appearance	K: Strikeouts
R: Runs scored	SF: Sacrifice flies	LOB: Runners left on base at the end of an inning	HR: Home runs allowed
H: Hits	ROE: Reached on error	E: Errors	S%: Strike percentage
RBI: Runs batted in	FC: Hit into fielder's choice	DP: Double Plays	W: Wins
BB: Base on balls (walks)	HBP: Hit by pitch	TP: Triple Plays	L: Losses
K: Strikeouts	CI: Reached on catcher's interference	IP: Innings Pitched	SV: Saves
2B: Doubles	GIDP: Hit into double play	#P: Total pitches	BS: Blown saves
3B: Triples	GTFP: Hit into triple play	TB: Total balls	HBP: Hit batters
HR: Home runs	SB: Stolen bases	H: Hits allowed	WP: Wild pitches
Grand slam: Grand slam home runs	CS: Caught stealing	R: Runs allowed	BK: Balks
TB: Total bases	PIK: Picked off	ER: Earned runs allowed	
RBI: Runs batted in	QAB: Quality at bats (any one of 3 pitches after 2 strikes, 6x pitch ABs, XBH, HBS, BB, SAC Bunt, SAC Fly)	BB: Base on balls (walks)	

Want more stats? Visit [GC.com](http://GC.com)

© GameChanger Media, Inc. All rights reserved.  
U.S. Patent No. 8,731,458

GAMECHANGER

Final League Game

9 Am-Po JH Panthers

Monday, March 31  
4:25PM

Rush Springs Redskins 0

	1	2	3	4	5	6	7	R	H	E
AMPJ	5	0	1	3	0			9	12	0
RSH	0	0	0	0				0	5	0

PRINT-FRIENDLY SCOREBOOK

Am-Po JH

Away Umpire: \_\_\_\_\_ 4:25PM 3/31/2014

#	Player Name	P	O	A	4	3	2	1	1	2	3	4	5	6	7
5	C Williams	P	1					#5	1B	#5	G		#5	1B	
6	H Savage	P	1							G5					
5	C Williams	P	1					1		2		8			
23	B Ryans	P	4					B1	S12	B1	S1	B1	S12	B1	S1
0	B Wildman	SS						#0	1B	#0	F	#0	1B		
										F6					
								2		3		9			
								B1	S112	B1	S1	B1	S12	B1	S1
13	A Heath	3B						#13	1B	#13	1B	#13	G		
										G3					
								3		1		1			
								B1	S1347	B1	S1	B1	S12	B1	S1
12	S James	C						#12	G	#12	2B	#12	G		
3	H Savage	C	4							G5					
										G3					
								1		9		2			
								B1	S1	B1	S1	B1	S1	B1	S1
7	A Winfrey	2B						#7	1B	#7	1B	#7	K		
										K					
								4		TMR		3			
								B1	S1	B1	S1	B1	S125	B1	S1
												S346			
17	C Bartlett	1B						#17	1B	#17	G				
										G6					
								6		2					
								B1	S13	B1	S1	B1	S1	B1	S1
4	J Torres	LF						#4	G	#4	1B				
										G4					
								3							
								B1	S13	B1	S1	B1	S1	B1	S1
16	N Ratcliff	RF						#16	G	#16	G				
										G6					
								3							
								B1	S1	B1	S1	B1	S1	B1	S1
										G4					
								3							



16	C Adams	CF	/	/	/	/		#16	G			#16	1B							
						G6														
						①						⑦								
						B1 S1						B1 S1								

Rush Springs Redskins

Home    Umpire: \_\_\_\_\_    4:25PM    3/31/2014

#	Player Name	P.O.	Inn 1	Inn 2	Inn 3	Inn 4	Inn 5	1	2	3	4	5	6	7						
15	PlayerA	EH	/	/	/	/		#15	F				#15	1B						
						F7														
						①														
						B1 S1						B1 S1								
						B2 S2						B3 S3								
18	PlayerB	EH	/	/	/	/		#18	L				#18	G						
						L9														
						②														
						B1 S1						B1 S1								
						B2 S2						B3 S3								
12	PlayerC	EH	/	/	/	/		#12	G				#12	1B						
						G4														
						③						②								
						B1 S1						B1 S1								
						B2 S2						B3 S3								
2	PlayerD	EH	/	/	/	/		#2	1B				#2	F						
						CE														
						②														
						B1 S1						B1 S1								
						B2 S2						B3 S3								
3	PlayerE	EH	/	/	/	/		#3	K				#3	1B						
						K														
						①														
						B1 S1						B1 S1								
						B2 S2						B3 S3								
22	PlayerF	EH	/	/	/	/		#22	1B											
						1B														
						④														
						B1 S1						B1 S1								
						B2 S2						B3 S3								
#12	PlayerG	P	/	/	/	/		#12	K											
						K														
						③														
						B1 S1						B1 S1								
						B2 S2						B3 S3								
5	PlayerH	EH	/	/	/	/		#5	BB											
						CE														
						③														
						B1 S1						B1 S1								
						B2 S2						B3 S3								
25	PlayerI	EH	/	/	/	/		#25	G											
						G3														
						④														
						B1 S1						B1 S1								
						B2 S2						B3 S3								

**GAMECHANGER**

Final League Game

**9** Am-Po JH Panthers

Monday, March 31  
4:25PM

Rush Springs Redskins **0**

	1	2	3	4	5	6	7	R	H	E
<b>AMPJ</b>	5	0	1	3	0			9	12	0
<b>RSH</b>	0	0	0	0				0	5	0

Am-Po JH

EDIT

Rush Springs Redskins

EDIT

Batting	AB	R	H	RBI	BB	K
Cody Williams	3	1	2	0	0	0
Hayden Savage	0	1	0	0	0	0
Blake Wildman	3	2	2	2	0	0
Austin Heath	3	1	2	2	0	0
Stanton James	3	1	1	1	0	0
Austin Winfrey	3	1	2	1	0	1
Caden Bartlett	2	1	1	0	0	0
Jordan Torres	2	0	1	1	0	0
Nathan Retcliff	2	0	0	0	0	0
Colton Adams	2	1	1	0	0	0
<b>Totals</b>	<b>23</b>	<b>9</b>	<b>12</b>	<b>7</b>	<b>0</b>	<b>1</b>

Batting	AB	R	H	RBI	BB	K
PlayerA	2	0	1	0	0	0
PlayerB	2	0	0	0	0	0
PlayerC	2	0	1	0	0	0
PlayerD	2	0	1	0	0	0
PlayerE	2	0	1	0	0	1
PlayerF	1	0	1	0	0	0
PlayerG	1	0	0	0	0	1
PlayerH	0	0	0	0	1	0
PlayerI	1	0	0	0	0	0
<b>Totals</b>	<b>13</b>	<b>0</b>	<b>5</b>	<b>0</b>	<b>1</b>	<b>2</b>

Batting

**2B:** Stanton James  
**1B:** Blake Wildman 2, Cody Williams 2, Jordan Torres, Austin Winfrey 2, Stanton James 2, Austin Heath 2, Caden Bartlett, Colton Adams  
**RBI:** Blake Wildman 2, Jordan Torres, Austin Winfrey, Stanton James, Austin Heath 2  
**SB:** Blake Wildman 2, Cody Williams 2, Colton Adams

Totals

**Team QAB:** 10 (43.48%)  
 Blake Wildman, Cody Williams 2, Jordan Torres, Austin Winfrey 2, Stanton James, Austin Heath 2, Caden Bartlett

**Team LOB:** 0

Batting

**1B:** PlayerA, PlayerC, PlayerD, PlayerE, PlayerF  
**SB:** PlayerC, PlayerF

Totals

**Team QAB:** 9 (64.29%)  
 PlayerA, PlayerB, PlayerC, PlayerD 2, PlayerE 2, PlayerH

**Team LOB:** 0

Am-Po JH

EDIT

Rush Springs Redskins

EDIT

Pitching	IP	#P	TB	H	R	ER	BB	K	HR	S%
Cody Williams	3.0	44	21	3	0	0	1	2	0	.523
Blake Ryans	1.0	8	2	2	0	0	0	0	0	.750
<b>Totals</b>	<b>4.0</b>	<b>52</b>	<b>23</b>	<b>5</b>	<b>0</b>	<b>0</b>	<b>1</b>	<b>2</b>	<b>0</b>	<b>.558</b>

Pitching	IP	#P	TB	H	R	ER	BB	K	HR	S%
PlayerG	4.0	49	12	12	9	7	0	1	0	.755
<b>Totals</b>	<b>4.0</b>	<b>49</b>	<b>12</b>	<b>12</b>	<b>9</b>	<b>7</b>	<b>0</b>	<b>1</b>	<b>0</b>	<b>.755</b>

Pitching

**W:** Cody Williams  
**Pitches-Strikes:** Cody Williams 44-23, Blake Ryans 8-6  
**Groundouts-Flyouts:** Cody Williams 3-2, Blake Ryans 0-1  
**First pitch strikes-Batters faced:** Cody Williams 6-11, Blake Ryans 3-3

Pitching

**L:** PlayerG  
**Pitches-Strikes:** PlayerG 49-37  
**Groundouts-Flyouts:** PlayerG 9-1  
**First pitch strikes-Batters faced:** PlayerG 19-23

Key

- AB: At bats
- R: Runs scored
- H: Hits
- SAC: Sacrifice hits & bunts
- SF: Sacrifice flies
- ROE: Reached on error
- QAB%: Quality at bats per plate appearance
- LOB: Runners left on base at the end of
- K: Strikeouts
- HR: Home runs allowed
- S%: Strike percentage

<b>RBI:</b> Runs batted in	<b>FC:</b> Hit into fielder's choice	an Inning	<b>W:</b> Wins
<b>BB:</b> Base on balls (walks)	<b>HBP:</b> Hit by pitch	<b>E:</b> Errors	<b>L:</b> Losses
<b>K:</b> Strikeouts	<b>C:</b> Reached on catcher's interference	<b>DP:</b> Double Plays	<b>SV:</b> Saves
<b>2B:</b> Doubles	<b>GIDP:</b> Hit into double play	<b>TP:</b> Triple Plays	<b>BS:</b> Blown saves
<b>3B:</b> Triples	<b>GITP:</b> Hit into triple play	<b>IP:</b> Innings Pitched	<b>HBP:</b> Hit batters
<b>HR:</b> Home runs	<b>SB:</b> Stolen bases	<b>#P:</b> Total pitches	<b>WP:</b> Wild pitches
<b>Grand slam:</b> Grand slam home runs	<b>CS:</b> Caught stealing	<b>TB:</b> Total balls	<b>BK:</b> Balks
<b>TB:</b> Total bases	<b>PIK:</b> Picked off	<b>H:</b> Hits allowed	
<b>RBI:</b> Runs batted in	<b>QAB:</b> Quality at bats (any one of: 3 pitches after 2 strikes, 6+ pitch ABs, XBH, HHB, BB, SAC Bunt, SAC Fly)	<b>R:</b> Runs allowed	
		<b>ER:</b> Earned runs allowed	
		<b>BB:</b> Base on balls (walks)	

Want more stats? Visit [GC.com](http://GC.com)

© GameChanger Media, Inc. All rights reserved.  
U.S. Patent No. 8,731,458

7 Am-Po JH Panthers

Monday, March 31  
5:40PM

Rush Springs Redskins 4

	1	2	3	4	5	6	7	R	H	E
AMPJ	1	0	3	3	0			7	11	1
RSH	3	0	0	1				4	7	0

PRINTER FRIENDLY SCOREBOOK

Am-Po JH

Away Umpire: 5:40PM 3/31/2014

#	Player Name	P	D	S	1	2	3	4	5	6	7
23	B Ryans	P	2	2	2	4	#23	G	#23	BB	
3	H Savage	C									
22	K Caldwell	EH									
6	H Savge	EH									
3	H Savage	C									
17	C Bartlett	3B	4	4	4	4	#17	3B	#17	1B	
6	H Savge	EH									
17	C Bartlett	3B	4	4	4	4	#17	3B	#17	1B	
7	A Winfrey	SS	4	4	4	4	#7	BB	#7	1B	
17	C Bartlett	3B	4	4	4	4	#17	3B	#17	1B	
7	A Winfrey	SS	4	4	4	4	#7	BB	#7	1B	
16	N Ratcliff	CF	2	4	4	4	#16	F	#16	1B	
	C Loggins	LF									
6	H Savge	EH									
	C Loggins	LF									
16	C Adams	RF									
	T Clift	1B									
8	J Tilley	2B	2	4	4	4	#8	CF/CF/RF	#8	1B	
	T Clift	1B									
22	K Caldwell	EH									
8	J Tilley	2B	2	4	4	4	#8	CF/CF/RF	#8	1B	



				#11	BB			#11	K				
				B 3 4 6 7	B	B	B 1 2	B 1 2	B	B	B	B	B
				S 1 2 5	S	S	S 3 4 5	S 3 4 5	S	S	S	S	S

**GAMECHANGER**

Final League Game

**7** Am-Po JH Panthers

Monday, March 31  
5:40PM

Rush Springs Redskins **4**

	1	2	3	4	5	6	7	R	H	E
<b>AMPJ</b>	1	0	3	3	0			7	11	1
<b>RSH</b>	3	0	0	1				4	7	0

Am-Po JH

EDIT

Batting	AB	R	H	RBI	BB	K
Blake Ryans	1	1	0	0	1	0
Hayden Savage	2	2	2	1	0	0
Caden Bartlett	2	0	2	2	0	0
Austin Winfrey	1	1	1	0	1	0
Nathan Ratcliff	2	1	1	0	0	0
Cade Loggins	2	1	2	2	0	0
Travis Clift	2	0	2	0	0	0
Jacob Tilley	1	0	1	0	0	0
Tyler Adams	1	0	0	0	0	0
Kyle Caldwell	1	0	0	0	0	0
Colton Adams	0	1	0	0	0	0
Logan Schmidt	1	0	0	0	0	0
<b>Totals</b>	<b>16</b>	<b>7</b>	<b>11</b>	<b>5</b>	<b>2</b>	<b>0</b>

Batting

**2B:** Hayden Savage  
**3B:** Caden Bartlett  
**TB:** Austin Winfrey, Caden Bartlett 4, Hayden Savage 3, Jacob Tilley, Nathan Ratcliff, Cade Loggins 2, Travis Clift 2  
**RBI:** Caden Bartlett 2, Hayden Savage, Cade Loggins 2  
**HBP:** Colton Adams  
**SB:** Austin Winfrey, Blake Ryans, Colton Adams 3, Cade Loggins

Totals

**Team QAB:** 12 (63.16%)  
 Austin Winfrey 2, Caden Bartlett 2, Blake Ryans, Hayden Savage 2, Jacob Tilley, Cade Loggins 2, Logan Schmidt

**Team LOB:** 0

Fielding

**E:** Travis Clift

Rush Springs Redskins

EDIT

Batting	AB	R	H	RBI	BB	K
PlayerA	1	1	1	0	0	0
PlayerI	2	0	1	0	0	0
PlayerB	2	1	1	1	1	1
PlayerG	1	1	1	0	0	0
PlayerC	1	0	1	0	1	0
PlayerH	1	1	0	0	2	0
#10	3	0	2	1	0	1
PlayerF	3	0	0	0	0	2
#24	1	0	0	1	1	0
#11	1	0	0	1	1	1
<b>Totals</b>	<b>16</b>	<b>4</b>	<b>7</b>	<b>4</b>	<b>6</b>	<b>5</b>

Batting

**3B:** PlayerA  
**TB:** PlayerA 3, PlayerB, PlayerC, PlayerG, PlayerI, #10 2  
**RBI:** PlayerB, #10, #24, #11  
**HBP:** PlayerB  
**SB:** PlayerB 2, PlayerC, PlayerG  
**PIK:** PlayerI

Totals

**Team QAB:** 10 (43.48%)  
 PlayerA, PlayerB 2, PlayerC, PlayerF, PlayerH 2, #24, #11

**Team LOB:** 0

Am-Po JH

EDIT

Rush Springs Redskins

EDIT

Pitching	IP	#P	TB	H	R	ER	BB	K	HR	S%
Blake Ryans	0.2	37	18	4	3	2	3	1	0	.514
Nathan Ratcliff	2.0	33	13	2	0	0	2	4	0	.606
Caden Bartlett	1.0	19	9	1	1	1	1	0	0	.526
<b>Totals</b>	<b>3.2</b>	<b>89</b>	<b>40</b>	<b>7</b>	<b>4</b>	<b>3</b>	<b>6</b>	<b>5</b>	<b>0</b>	<b>.551</b>

Pitching	IP	#P	TB	H	R	ER	BB	K	HR	S%
PlayerB	3.0	59	28	11	7	6	2	0	0	.525
<b>Totals</b>	<b>3.0</b>	<b>59</b>	<b>28</b>	<b>11</b>	<b>7</b>	<b>6</b>	<b>2</b>	<b>0</b>	<b>0</b>	<b>.525</b>

Pitching

**W:** Nathan Ratcliff

**HBP:** Caden Bartlett

**Pitches-Strikes:** Caden Bartlett 19-10, Blake Ryans 37-19, Nathan Ratcliff 33-20

**Groundouts-Flyouts:** Caden Bartlett 1-2, Blake Ryans 0-0, Nathan Ratcliff 1-0

**First pitch strikes-Batters faced:** Caden Bartlett 3-6, Blake Ryans 3-8, Nathan Ratcliff 5-9

Pitching

**L:** PlayerB

**HBP:** PlayerB

**Pitches-Strikes:** PlayerB 59-31

**Groundouts-Flyouts:** PlayerB 3-2

**First pitch strikes-Batters faced:** PlayerB 13-19

Key			
AB: At bats	SAC: Sacrifice hits & bunts	QAB%: Quality at bats per plate appearance	K: Strikeouts
R: Runs scored	SF: Sacrifice flies	LOB: Runners left on base at the end of an inning	HR: Home runs allowed
H: Hits	ROE: Reached on error	E: Errors	S%: Strike percentage
RB: Runs batted in	FC: Hit into fielder's choice	DP: Double Plays	W: Wins
BB: Base on balls (walks)	HBP: Hit by pitch	TP: Triple Plays	L: Losses
K: Strikeouts	CI: Reached on catcher's interference	IP: Innings Pitched	SV: Saves
2B: Doubles	GIDP: Hit into double play	#P: Total pitches	BS: Blown saves
3B: Triples	GITP: Hit into triple play	TB: Total balls	HBP: Hit batters
HR: Home runs	SB: Stolen bases	H: Hits allowed	WP: Wild pitches
Grand slam: Grand slam home runs	CS: Caught stealing	R: Runs allowed	BK: Balks
TB: Total bases	PIK: Picked off	ER: Earned runs allowed	
RB: Runs batted in	QAB: Quality at bats (any one of 3 pitches after 2 strikes, 0+ pitch ABs, XBH, HHB, BB, SAC Bunt, SAC Fly)	BB: Base on balls (walks)	

Want more stats? Visit [GC.com](http://GC.com)

© GameChanger Media, Inc. All rights reserved.  
U.S. Patent No. 8,731,458



11 Am-Po JH Panthers

Monday, April 07  
4:30PM

Minco Bulldogs 2

	1	2	3	4	5	6	7	R	H	E
AMPJ	9	1	1	0				11	13	0
MNC	0	0	2					2	7	0

PRINTER FRIENDLY SCOREBOOK

Am-Po JH

Away Umpire: \_\_\_\_\_ 4:30PM 4/7/2014

#	Player Name	P	O	A	1	2	3	4	5	6
5	C Williams	C	2	/	#5	1B	#5	2B	#5	1B
	J Teel	C	1	/						
5	C Williams	C	2	/						
3	H Savage	LF	4	/	B1 2 3 5	B1 1	B1 1 2 4	B1	B1	B1
0	B Wildman	2B		/	#0	BB	#0	1B	#0	1B
				/						
17	C Bartlett	1B		/	#17	G	#17	2B	#17	F
				/						
7	A Winfrey	3B	2	/	#7	BB	#7	1B	G	#7
	A Voyles	3B	2	/						
7	A Winfrey	3B	2	/						
				/						
4	J Torres	RF	3	/	#4	BB	#4	BB		2B
	T Adams	RF	3	/						
				/						
16	N Ratcliff	P	3	/	#16	1B	#16	F	#4	L
4	J Torres	RF	3	/						
				/						
3	H Savage	LF	4	/	#3	BB	#3	2B		1B
	C Loggins	LF	3	/						
				/						
16	C Adams	CF		/	#16	BB	#16	2B	#16	1B
16	N Ratcliff	P	3	/						
				/						

23	B Ryans	SS	3	SS	#23	K	#23	BB	#8	G
8	J Tilley	SS	3	SS						G5
23	B Ryans	SS	3	SS						
					B	B	B	B	B	B
					S	S	S	S	S	S

### Minco Bulldogs

Home Umpire: 4:30PM 4/7/2014

#	Player Name	Pos	Age	Exp	1	2	3	4	5	6	7
22	#22	EH			#22	1B #3	1B #19	G			
3	#3	EH					G1				
19	#19	EH									
					B	B	B	B	B	B	B
					S	S	S	S	S	S	S
2	#2	EH			#2	1B #11	#11	HBP			
11	#11	EH									
					B	B	B	B	B	B	B
					S	S	S	S	S	S	S
37	#37	EH			#37	F	#37	2B			
22	#22	EH									
					B	B	B	B	B	B	B
					S	S	S	S	S	S	S
14	#14	EH			#14	K	#2	K			
2	#2	EH									
					B	B	B	B	B	B	B
					S	S	S	S	S	S	S
26	#26	EH				#26	G #37	1B			
37	#37	EH									
					B	B	B	B	B	B	B
					S	S	S	S	S	S	S
19	#19	EH				#19	G #19	1B			
19	#19	EH									
					B	B	B	B	B	B	B
					S	S	S	S	S	S	S
32	#32	EH				#32	BB #26	1B			
26	#26	EH									
					B	B	B	B	B	B	B
					S	S	S	S	S	S	S

**GAMECHANGER**

Final League Game

**11** Am-Po JH Panthers

Monday, April 07  
4:30PM

Minco Bulldogs **2**

	1	2	3	4	5	6	7	R	H	E
<b>AMPJ</b>	<b>9</b>	<b>1</b>	<b>1</b>	<b>0</b>				<b>11</b>	<b>13</b>	<b>0</b>
<b>MNC</b>	<b>0</b>	<b>0</b>	<b>2</b>					<b>2</b>	<b>7</b>	<b>0</b>

**Am-Po JH**

EDIT

Batting	AB	R	H	RBI	BB	K
Cody Williams	3	1	3	2	0	0
Jesse Teal	0	1	0	0	0	0
Hayden Savage	1	2	1	0	1	0
Blake Wildman	2	2	2	2	1	0
Caden Bartlett	3	0	1	1	0	0
Austin Winfrey	2	1	1	0	1	0
Avry Voyles	1	0	0	0	0	0
Jordan Torres	1	1	0	0	2	0
Tyler Adams	1	1	1	0	0	0
Nathan Ratcliff	3	1	2	1	0	0
Cade Loggins	1	0	1	0	0	0
Colton Adams	1	1	1	2	1	0
Blake Ryans	1	0	0	0	1	1
Jacob Tilley	1	0	0	0	0	0
<b>Totals</b>	<b>21</b>	<b>11</b>	<b>13</b>	<b>8</b>	<b>7</b>	<b>1</b>

Batting

**2B:** Cody Williams, Caden Bartlett, Colton Adams, Hayden Savage, Tyler Adams  
**TB:** Blake Wildman 2, Cody Williams 4, Austin Winfrey, Caden Bartlett 2, Colton Adams 2, Hayden Savage 2, Nathan Ratcliff 2, Cade Loggins, Tyler Adams 2  
**RBI:** Blake Wildman 2, Cody Williams 2, Caden Bartlett, Colton Adams 2, Nathan Ratcliff  
**SB:** Blake Wildman, Cody Williams, Nathan Ratcliff, Tyler Adams 2

Totals

**Team QAB:** 16 (57.14%)  
 Blake Wildman, Cody Williams, Jordan Torres 3, Austin Winfrey, Caden Bartlett, Blake Ryans 2, Colton Adams 2, Hayden Savage 2, Nathan Ratcliff, Tyler Adams

**Team LOB:** 0

**Minco Bulldogs**

EDIT

Batting	AB	R	H	RBI	BB	K
#22	1	1	1	0	0	0
#3	1	0	1	0	0	0
#19	2	0	0	0	0	0
#2	2	0	1	0	0	1
#11	0	1	0	0	0	0
#37	3	0	2	1	0	0
#14	1	0	0	0	0	1
#26	2	0	1	0	0	0
#19	1	0	1	1	0	0
#32	0	0	0	0	1	0
<b>Totals</b>	<b>13</b>	<b>2</b>	<b>7</b>	<b>2</b>	<b>1</b>	<b>2</b>

Batting

**2B:** #37  
**TB:** #19, #22, #2, #37 3, #26, #3  
**RBI:** #19, #37  
**HBP:** #11  
**CS:** #22  
**PIK:** #3

Totals

**Team QAB:** 9 (60.00%)  
 #22, #2, #37 2, #26, #32

**Team LOB:** 0

Am-Po JH

Pitching	IP	#P	TB	H	R	ER	BB	K	HR	S%
Nathan Ratcliff	2.0	28	12	3	0	0	1	1	0	.571
Jordan Torres	1.0	21	7	4	2	2	0	1	0	.667
<b>Totals</b>	<b>3.0</b>	<b>49</b>	<b>19</b>	<b>7</b>	<b>2</b>	<b>2</b>	<b>1</b>	<b>2</b>	<b>0</b>	<b>.612</b>

Pitching

W: Jordan Torres

HBP: Jordan Torres

Pitches-Strikes: Jordan Torres 21-14, Nathan Ratcliff 28-16

Groundouts-Flyouts: Jordan Torres 1-0, Nathan Ratcliff 2-1

First pitch strikes-Batters faced: Jordan Torres 6-7, Nathan Ratcliff 5-3

Minco Bulldogs

Pitching	IP	#P	TB	H	R	ER	BB	K	HR	S%
#28	3.0	98	50	13	11	11	7	1	0	.490
<b>Totals</b>	<b>3.0</b>	<b>98</b>	<b>50</b>	<b>13</b>	<b>11</b>	<b>11</b>	<b>7</b>	<b>1</b>	<b>0</b>	<b>.490</b>

Pitching

WP: #28

Pitches-Strikes: #28 98-48

Groundouts-Flyouts: #28 3-4

First pitch strikes-Batters faced: #28 14-28

Key

AB: At bats	SAC: Sacrifice hits & bunts	QAB%: Quality at bats per plate appearance	K: Strikeouts
R: Runs scored	SF: Sacrifice flies	LOB: Runners left on base at the end of an inning	HR: Home runs allowed
H: Hits	ROE: Reached on error	E: Errors	S%: Strike percentage
RBI: Runs batted in	FC: Hit into fielder's choice	DP: Double Plays	W: Wins
BB: Base on balls (walks)	HBP: Hit by pitch	TP: Triple Plays	L: Losses
K: Strikeouts	Ct: Reached on catcher's interference	IP: Innings Pitched	SV: Saves
2B: Doubles	GIDP: Hit into double play	#P: Total pitches	BS: Blown saves
3B: Triples	GITP: Hit into triple play	TB: Total bails	HBP: Hit batters
HR: Home runs	SB: Stolen bases	H: Hits allowed	WP: Wild pitches
Grand slam: Grand slam home runs	CS: Caught stealing	R: Runs allowed	BK: Bails
TB: Total bases	PIK: Picked off	ER: Earned runs allowed	
RBI: Runs batted in	QAB: Quality at bats (any one of 3 pitches after 2 strikes, 6+ pitch ABs, XBH, HHB, BB, SAC Bunt, SAC Fly)	BB: Base on balls (walks)	

Want more stats? Visit [GC.com](http://GC.com)

© GameChanger Media, Inc. All rights reserved.  
U.S. Patent No. 8,731,458

# 10 Union City Tigers

Tuesday, April 08  
6:20PM

Am-Po JH Panthers

# 4

	1	2	3	4	5	6	7	R	H	E
NN	2	0	2	6	0	0		10	14	0
AMPJ	2	0	0	2	0			4	5	1

PRINTER FRIENDLY SCOREBOOK

## Union City Tigers

Away Umpire: \_\_\_\_\_ 6:20PM 4/8/2014

#	Player Name	POS	1	2	3	4	4	5	6																																		
23	#23	3B	#23 1B	#23 BB	#23 BB	#23 1B																																					
			<table border="1"> <tr><td>B</td><td>1</td><td>2</td><td>3</td><td>B</td><td>1</td><td>2</td><td>4</td><td>5</td><td>B</td><td>1</td><td>B</td><td></td><td>B</td><td></td><td>B</td></tr> <tr><td>S</td><td>1</td><td>4</td><td></td><td>S</td><td>3</td><td></td><td>S</td><td>3</td><td>S</td><td>2</td><td></td><td>S</td><td></td><td>S</td><td></td></tr> </table>							B	1	2	3	B	1	2	4	5	B	1	B		B		B	S	1	4		S	3		S	3	S	2		S		S			
B	1	2	3	B	1	2	4	5	B	1	B		B		B																												
S	1	4		S	3		S	3	S	2		S		S																													
5	#5	SS	#5 BB	#5 L	#5 1B	#5 1B																																					
			<table border="1"> <tr><td>B</td><td>1</td><td>2</td><td>3</td><td>B</td><td>1</td><td></td><td></td><td></td><td>B</td><td></td><td></td><td></td><td>B</td><td></td><td>B</td></tr> <tr><td>S</td><td>1</td><td>4</td><td></td><td>S</td><td>2</td><td>3</td><td>4</td><td></td><td>S</td><td>1</td><td>2</td><td></td><td>S</td><td></td><td>S</td></tr> </table>							B	1	2	3	B	1				B				B		B	S	1	4		S	2	3	4		S	1	2		S		S		
B	1	2	3	B	1				B				B		B																												
S	1	4		S	2	3	4		S	1	2		S		S																												
15	#15	P	#15 G	#15 K		#15 BB	#15 1B																																				
			<table border="1"> <tr><td>B</td><td>1</td><td>2</td><td>3</td><td>B</td><td>1</td><td>2</td><td>3</td><td>4</td><td>B</td><td>1</td><td></td><td></td><td>B</td><td></td><td>B</td></tr> <tr><td>S</td><td>1</td><td>4</td><td></td><td>S</td><td>2</td><td>3</td><td>4</td><td></td><td>S</td><td>1</td><td></td><td></td><td>S</td><td></td><td>S</td></tr> </table>							B	1	2	3	B	1	2	3	4	B	1			B		B	S	1	4		S	2	3	4		S	1			S		S		
B	1	2	3	B	1	2	3	4	B	1			B		B																												
S	1	4		S	2	3	4		S	1			S		S																												
11	#11	C	#11 1B		#11 F	#11 1B	#11 F																																				
			<table border="1"> <tr><td>B</td><td>1</td><td></td><td></td><td>B</td><td>1</td><td></td><td></td><td>B</td><td>1</td><td>2</td><td>3</td><td>4</td><td>B</td><td>1</td><td></td><td>B</td></tr> <tr><td>S</td><td>1</td><td></td><td></td><td>S</td><td>1</td><td></td><td></td><td>S</td><td>1</td><td></td><td></td><td></td><td>S</td><td>1</td><td></td><td>S</td></tr> </table>							B	1			B	1			B	1	2	3	4	B	1		B	S	1			S	1			S	1				S	1		S
B	1			B	1			B	1	2	3	4	B	1		B																											
S	1			S	1			S	1				S	1		S																											
2	#2	CF	#2 K		#2 1B	#2 CI		#2 K																																			
			<table border="1"> <tr><td>B</td><td>1</td><td>2</td><td>3</td><td>B</td><td>1</td><td></td><td></td><td>B</td><td>1</td><td>3</td><td>4</td><td></td><td>B</td><td></td><td>B</td></tr> <tr><td>S</td><td>1</td><td>2</td><td>3</td><td>S</td><td>1</td><td></td><td></td><td>S</td><td>1</td><td></td><td></td><td></td><td>S</td><td>2</td><td>4</td><td>5</td></tr> </table>							B	1	2	3	B	1			B	1	3	4		B		B	S	1	2	3	S	1			S	1				S	2	4	5	
B	1	2	3	B	1			B	1	3	4		B		B																												
S	1	2	3	S	1			S	1				S	2	4	5																											
3	#3	RF	#3 1B		#3 1B	#3 1B		#3 F																																			
			<table border="1"> <tr><td>B</td><td>1</td><td>2</td><td></td><td>B</td><td>1</td><td></td><td></td><td>B</td><td>1</td><td>3</td><td>4</td><td></td><td>B</td><td></td><td>B</td></tr> <tr><td>S</td><td>1</td><td>2</td><td></td><td>S</td><td>1</td><td></td><td></td><td>S</td><td>1</td><td></td><td></td><td></td><td>S</td><td>2</td><td>5</td><td></td></tr> </table>							B	1	2		B	1			B	1	3	4		B		B	S	1	2		S	1			S	1				S	2	5		
B	1	2		B	1			B	1	3	4		B		B																												
S	1	2		S	1			S	1				S	2	5																												
12	#12	2B	#12 K		#12 1B	#12 K		#12 K																																			
			<table border="1"> <tr><td>B</td><td>1</td><td>2</td><td>4</td><td>B</td><td>1</td><td>2</td><td>3</td><td>4</td><td>B</td><td>1</td><td></td><td></td><td>B</td><td></td><td>B</td></tr> <tr><td>S</td><td>3</td><td>5</td><td>6</td><td>S</td><td>1</td><td></td><td></td><td>S</td><td>2</td><td>3</td><td>4</td><td></td><td>S</td><td>1</td><td>2</td><td>3</td></tr> </table>							B	1	2	4	B	1	2	3	4	B	1			B		B	S	3	5	6	S	1			S	2	3	4		S	1	2	3	
B	1	2	4	B	1	2	3	4	B	1			B		B																												
S	3	5	6	S	1			S	2	3	4		S	1	2	3																											
9	#9	LF	#9 BB	#9 1B	#9 1B																																						
			<table border="1"> <tr><td>B</td><td>1</td><td>2</td><td>3</td><td>5</td><td>6</td><td>B</td><td>1</td><td>2</td><td>4</td><td></td><td></td><td></td><td>B</td><td></td><td>B</td></tr> <tr><td>S</td><td>1</td><td>4</td><td></td><td>S</td><td>3</td><td>5</td><td>6</td><td>S</td><td>1</td><td>3</td><td>5</td><td></td><td>S</td><td></td><td>S</td></tr> </table>							B	1	2	3	5	6	B	1	2	4				B		B	S	1	4		S	3	5	6	S	1	3	5		S		S		
B	1	2	3	5	6	B	1	2	4				B		B																												
S	1	4		S	3	5	6	S	1	3	5		S		S																												

40	#40	1B				#40	K	#40	BB	#40	K								
							K		BB		K								

### Am-Po JH

Home Umpire: 6:20PM 4/8/2014

#	Player Name	FC	4	4	4	4	1	2	3	4	5	6	7
5	C Williams	P	4	4	3B		#5	2B	#5	F	#5	G	
0	B Wildman	SS	6	2B			#0	K	#0	K	#0	K	
17	C Bartlett	1B					#17	1B	#17	K	#17	K	
7	A Winfrey	2B	6	SS			#7	K	#7	3B			
3	H Savage	C	6	RF			#3	1B	#3	BB			
	J Teel	CR	1	CR									
4	J Torres	LF					#4	G	#4	K			
23	B Ryans	3B	4	4	3B		#23	K	#23	BB			
16	N Ratcliff	RF					#16	K	#16	1B			
	J Teel	C	6	6	RF/C								
16	C Adams	CF					#16	K	#16	K			

GAMECHANGER

Final League Game

10 Union City Tigers

Tuesday, April 08  
6:20PM

Am-Po JH Panthers

4

	1	2	3	4	5	6	7	R	H	E
NN	2	0	2	6	0	0		10	14	0
AMPJ	2	0	0	2	0			4	5	1

Union City Tigers

EDIT

Batting	AB	R	H	RBI	BB	K
#23	2	2	2	2	2	0
#5	3	1	2	0	1	0
#15	3	1	1	2	1	1
#11	4	1	2	1	0	0
#2	3	2	1	0	0	2
#3	4	1	3	2	0	0
#12	4	1	1	1	0	3
#9	2	1	2	2	1	0
#40	2	0	0	0	1	2
<b>Totals</b>	<b>27</b>	<b>10</b>	<b>14</b>	<b>10</b>	<b>6</b>	<b>8</b>

Batting

**TB:** #23 2, #5 2, #15, #11 2, #2, #3 3, #12, #9 2  
**RBI:** #23 2, #15 2, #11, #3 2, #12, #9 2  
**CI:** #2  
**SB:** #2, #9

Totals

**Team QAB:** 15 (44.12%)  
 #23 2, #5 2, #15 2, #11, #2, #3, #12 2, #9 2, #40  
**Team LOB:** 0

Am-Po JH

EDIT

Batting	AB	R	H	RBI	BB	K
Cody Williams	3	1	1	0	0	0
Blake Wildman	3	0	0	0	0	3
Caden Bartlett	3	1	1	0	0	2
Austin Winfrey	2	0	1	0	0	1
Hayden Savage	1	1	1	2	1	0
Jordan Torres	2	0	0	0	0	1
Blake Ryans	1	1	0	0	1	1
Nathan Ratcliff	2	0	1	1	0	1
Jesse Teal	0	0	0	0	0	0
Colton Adams	2	0	0	0	0	2
<b>Totals</b>	<b>19</b>	<b>4</b>	<b>5</b>	<b>3</b>	<b>2</b>	<b>11</b>

Batting

**2B:** Cody Williams  
**3B:** Austin Winfrey  
**TB:** Cody Williams 2, Austin Winfrey 3, Caden Bartlett, Hayden Savage, Nathan Ratcliff  
**RBI:** Hayden Savage 2, Nathan Ratcliff  
**SB:** Blake Ryans, Hayden Savage, Nathan Ratcliff  
**CS:** Austin Winfrey

Totals

**Team QAB:** 10 (47.62%)  
 Blake Wildman 2, Cody Williams, Austin Winfrey, Blake Ryans, Colton Adams 2, Hayden Savage, Nathan Ratcliff  
**Team LOB:** 0

Fielding

**E:** Hayden Savage

Union City Tigers

EDIT

Pitching	IP	#P	TB	H	R	ER	BB	K	HR	S%
#15	5.0	91	30	5	4	3	2	11	0	.670
<b>Totals</b>	<b>5.0</b>	<b>91</b>	<b>30</b>	<b>5</b>	<b>4</b>	<b>3</b>	<b>2</b>	<b>11</b>	<b>0</b>	<b>.670</b>

Pitching

**W:** #15  
**Pitches-Strikes:** #15 91-61  
**Groundouts-Flyouts:** #15 2-1  
**First pitch strikes-Batters faced:** #15 14-21

Am-Po JH

EDIT

Pitching	IP	#P	TB	H	R	ER	BB	K	HR	S%
Cody Williams	3.0	83	42	10	8	7	6	4	0	.494
Blake Ryans	2.0	30	8	4	2	2	0	4	0	.733
<b>Totals</b>	<b>5.0</b>	<b>113</b>	<b>50</b>	<b>14</b>	<b>10</b>	<b>9</b>	<b>6</b>	<b>8</b>	<b>0</b>	<b>.558</b>

Pitching

**L:** Cody Williams  
**Pitches-Strikes:** Cody Williams 83-41, Blake Ryans 30-22  
**Groundouts-Flyouts:** Cody Williams 1-2, Blake Ryans 0-2  
**First pitch strikes-Batters faced:** Cody Williams 10-24, Blake Ryans 6-10

Key

<b>AB:</b> At bats	<b>SAC:</b> Sacrifice hits & bunts	<b>QAB%:</b> Quality at bats per plate appearance	<b>K:</b> Strikeouts
<b>R:</b> Runs scored	<b>SF:</b> Sacrifice flies	<b>LOB:</b> Runners left on base at the end of an inning	<b>HR:</b> Home runs allowed
<b>H:</b> Hits	<b>ROE:</b> Reached on error	<b>E:</b> Errors	<b>S%:</b> Strike percentage
<b>RB:</b> Runs batted in	<b>FC:</b> Hit into fielder's choice	<b>DP:</b> Double Plays	<b>W:</b> Wins
<b>BB:</b> Base on balls (walks)	<b>HBP:</b> Hit by pitch	<b>TP:</b> Triple Plays	<b>L:</b> Losses
<b>K:</b> Strikeouts	<b>C:</b> Reached on catcher's interference	<b>IP:</b> Innings Pitched	<b>SV:</b> Saves
<b>2B:</b> Doubles	<b>GIDP:</b> Hit into double play	<b>#P:</b> Total pitches	<b>BS:</b> Blown saves
<b>3B:</b> Triples	<b>GITP:</b> Hit into triple play	<b>TB:</b> Total balls	<b>HBP:</b> Hit batters
<b>HR:</b> Home runs	<b>SB:</b> Stolen bases	<b>H:</b> Hits allowed	<b>WP:</b> Wild pitches
<b>Grand slam:</b> Grand slam home runs	<b>CS:</b> Caught stealing	<b>R:</b> Runs allowed	<b>BK:</b> Balks
<b>TB:</b> Total bases	<b>PIK:</b> Picked off	<b>ER:</b> Earned runs allowed	
<b>RB:</b> Runs batted in	<b>QAB:</b> Quality at bats (any one of 3 pitches after 2 strikes, 6+ pitch ABs, XBH, HHB, BB, SAC Bunt, SAC Fly)	<b>BB:</b> Base on balls (walks)	

Want more stats? Visit [GC.com](http://GC.com)

© GameChanger Media, Inc. All rights reserved.  
U.S. Patent No. 8,731,458



GAMECHANGER

Final League Game

3 Rush Springs Redskins

Tuesday, April 08  
8:10PM

Am-Po JH Panthers 12

	1	2	3	4	5	6	7	R	H	E
RSH	2	1	0	0				3	7	0
AMPJ	5	3	4	0				12	14	1

PRINTER FRIENDLY SCOREBOOK

Rush Springs Redskins

Away Umpire: \_\_\_\_\_ 8:10PM 4/8/2014

#	Player Name	Pos	1	2	3	4	5	6	7
9	#9	EH	#9 1B	#9 1B		#9 K			
18	PlayerB	P	#18 K	#18	#18 G				
12	PlayerC	EH	#12 BB		#12 1B				
5	PlayerH	EH	#5 1B		#5 Out				
10	#10	P	#10 K		#10 G				
22	PlayerF	EH	#22 K			#22 L			
24	#24	EH		#24 L		#24 1B			
11	#11	EH		#11 K		#11 BB			

25	Player1	EH	/	/	/	#25	1B	#25	1B						
						B	B	B	B	B	B	B	B	B	B
						S	S	S	S	S	S	S	S	S	S

### Am-Po JH

Home Umpire: 8:10PM 4/8/2014

#	Player Name	P	O	S	1	2	3	4	5	6	7
5	C Williams	LF	3	3	#5	3B	#5	3B	#5	1B	
					1	3B	6				
					B	B	B	B	B	B	B
					S	S	S	S	S	S	S
0	B Wildman	2B			#0	1B	#0	BB	#0	F	
					2	1B	7				
					B	B	B	B	B	B	B
					S	S	S	S	S	S	S
17	C Bartlett	1B			#17	G	#17	1B	#17	3B	
					G2						
					B	B	B	B	B	B	B
					S	S	S	S	S	S	S
7	A Winfrey	3B	3	3B	#7	L	#7	BB	#7	1B	
16	N Ratcliff	CR	2	CR	L4						
					B	B	B	B	B	B	B
					S	S	S	S	S	S	S
4	J Torres	RF			#4	2B	#4	HBP	#4	1B	
					3	1B	12				
					B	B	B	B	B	B	B
					S	S	S	S	S	S	S
3	H Savage	P	4	P	#3	3B	#3	F	#8	F	
8	J Tilley	P	3	P	F4						
3	H Savage	P	4	P	F1						
					B	B	B	B	B	B	B
					S	S	S	S	S	S	S
23	B Ryans	SS	4	SS	#23	2B	#23	F	BB		
	T Adams	SS	3	4	F8						
16	C Adams	CF	4	CF	5	2B					
					B	B	B	B	B	B	B
					S	S	S	S	S	S	S
16	C Adams	CF	4	CF	#16	2B	#16	1B	#22	1B	
22	K Caldwell	CF	3	4							
					B	B	B	B	B	B	B
					S	S	S	S	S	S	S
	J Teel	C	3	C		Out	G	L			
	C Loggins	C	2	3	Out	G1	L4				
	T Clift	LF	3	LF							
					B	B	B	B	B	B	B
					S	S	S	S	S	S	S

**GAMECHANGER**

Final League Game

**3** Rush Springs Redskins

Tuesday, April 08  
8:10PM

Am-Po JH Panthers **12**

	1	2	3	4	5	6	7	R	H	E
<b>RSH</b>	2	1	0	0				3	7	0
<b>AMPJ</b>	5	3	4	0				12	14	1

Rush Springs Redskins

Am-Po JH

Batting	AB	R	H	RBI	BB	K
#9	3	1	2	0	0	1
PlayerB	2	0	0	0	0	1
PlayerC	1	1	1	0	1	0
PlayerH	1	0	1	1	0	0
#10	2	0	0	0	0	1
PlayerF	2	0	0	0	0	1
#24	2	0	1	0	0	0
#11	1	0	0	0	1	1
PlayerI	2	1	2	0	0	0
<b>Totals</b>	<b>16</b>	<b>3</b>	<b>7</b>	<b>1</b>	<b>2</b>	<b>5</b>

Batting	AB	R	H	RBI	BB	K
Cody Williams	3	3	3	0	0	0
Blake Wildman	2	2	1	1	1	0
Caden Bartlett	3	2	2	2	0	0
Austin Winfrey	2	1	1	1	1	0
Jordan Torres	2	2	2	0	0	0
Hayden Savage	2	1	1	1	0	0
Jacob Tilley	1	0	0	0	0	0
Blake Ryans	2	1	1	1	0	0
Tyler Adams	0	0	0	0	1	0
Colton Adams	2	0	2	2	0	0
Kyle Caldwell	1	0	1	2	0	0
Jesse Teel	0	0	0	0	0	0
Cade Loggins	1	0	0	0	0	0
Travis Cliff	1	0	0	0	0	0
Nathan Ratcliff	0	0	0	0	0	0
<b>Totals</b>	<b>22</b>	<b>12</b>	<b>14</b>	<b>10</b>	<b>3</b>	<b>0</b>

Batting

**1B:** PlayerC, PlayerH, PlayerI, #9, #24  
**RBI:** PlayerH  
**SB:** PlayerC, PlayerI, #9  
**CS:** #9

Totals

**Team QAB:** 13 (72.22%)  
 PlayerC 2, PlayerF 2, PlayerH, PlayerI, #11, #9, #24 2

**Team LOB:** 0

Batting

**2B:** Jordan Torres, Blake Ryans, Colton Adams  
**3B:** Cody Williams 2, Caden Bartlett, Hayden Savage  
**1B:** Blake Wildman, Cody Williams 7, Jordan Torres 3, Austin Winfrey, Caden Bartlett 4, Blake Ryans 2, Colton Adams 3, Hayden Savage 3, Kyle Caldwell  
**RBI:** Blake Wildman, Austin Winfrey, Caden Bartlett 2, Blake Ryans, Colton Adams 2, Hayden Savage, Kyle Caldwell 2  
**HBP:** Jordan Torres  
**SB:** Blake Wildman, Jordan Torres, Austin Winfrey, Caden Bartlett

Totals

**Team QAB:** 16 (61.54%)  
 Blake Wildman, Cody Williams 3, Jordan Torres 2, Austin Winfrey 3, Caden Bartlett, Blake Ryans, Colton Adams, Hayden Savage, Kyle Caldwell, Travis Cliff, Tyler Adams

**Team LOB:** 0

Fielding

**E:** Austin Winfrey

Rush Springs Redskins

EDIT										
Pitching	IP	#P	TB	H	R	ER	BB	K	HR	S%
PlayerB	1.0	43	16	8	8	8	2	0	0	.628
#10	2.0	29	11	6	4	4	1	0	0	.621
<b>Totals</b>	<b>3.0</b>	<b>72</b>	<b>27</b>	<b>14</b>	<b>12</b>	<b>12</b>	<b>3</b>	<b>0</b>	<b>0</b>	<b>.625</b>

Pitching  
**L:** #10  
**HBP:** PlayerB  
**WP:** PlayerB  
**Pitches-Strikes:** PlayerB 43-27, #10 29-18  
**Groundouts-Flyouts:** PlayerB 1-1, #10 1-5  
**First pitch strikes-Batters faced:** PlayerB 8-13, #10 7-13

Am-Po JH

EDIT										
Pitching	IP	#P	TB	H	R	ER	BB	K	HR	S%
Hayden Savage	4.0	72	30	7	3	1	2	5	0	.583
<b>Totals</b>	<b>4.0</b>	<b>72</b>	<b>30</b>	<b>7</b>	<b>3</b>	<b>1</b>	<b>2</b>	<b>5</b>	<b>0</b>	<b>.583</b>

Pitching  
**W:** Hayden Savage  
**Pitches-Strikes:** Hayden Savage 72-42  
**Groundouts-Flyouts:** Hayden Savage 2-2  
**First pitch strikes-Batters faced:** Hayden Savage 9-18

Key			
AB: At bats	SAC: Sacrifice hits & bunts	QAB%: Quality at bats per plate appearance	K: Strikeouts
R: Runs scored	SF: Sacrifice flies	LOB: Runners left on base at the end of an inning	HR: Home runs allowed
H: Hits	ROE: Reached on error	E: Errors	S%: Strike percentage
RBI: Runs batted in	FC: Hit into fielder's choice	DP: Double Plays	W: Wins
BB: Base on balls (walks)	HBP: Hit by pitch	TP: Triple Plays	L: Losses
K: Strikeouts	CI: Reached on catcher's interference	IP: Innings Pitched	SV: Saves
2B: Doubles	GIDP: Hit into double play	#P: Total pitches	BS: Blown saves
3B: Triples	GITP: Hit into triple play	TB: Total balls	HBP: Hit batters
HR: Home runs	SB: Stolen bases	H: Hits allowed	WP: Wild pitches
Grand slam: Grand slam home runs	CS: Caught stealing	R: Runs allowed	BK: Balks
TB: Total bases	PIK: Picked off	ER: Earned runs allowed	
RBI: Runs batted in	QAB: Quality at bats (any one of: 3 pitches after 2 strikes, 6+ pitch ABs, XBH, HHB, BB, SAC Bunt, SAC Fly)	BB: Base on balls (walks)	

Want more stats? Visit [GC.com](http://GC.com)

© GameChanger Media, Inc. All rights reserved.  
 U.S. Patent No. 8,731,458

GAMECHANGER

Final League Game

16 Am-Po JH Panthers

Friday, April 18  
4:05PM

Hinton Comets

5

	1	2	3	4	5	6	7	R	H	E
AMPJ	3	0	10	3				16	15	0
HNT	0	0	4	1				5	7	0

PRINTER FRIENDLY SCOREBOOK

Am-Po JH

Away Umpire: \_\_\_\_\_ 4:05PM 4/18/2014

#	Player Name	P	C	3	4	5	6	7	8	9	10	11	12	13	14	15	16	17	18	19	20
5	C Williams	LF	4	/	/	/	/	/	/	/	/	/	/	/	/	/	/	/	/	/	/
	C Loggins	LF	4	/	/	/	/	/	/	/	/	/	/	/	/	/	/	/	/	/	/
0	B Wildman	SS	/	/	/	/	/	/	/	/	/	/	/	/	/	/	/	/	/	/	/
6	H Savage	C	/	/	/	/	/	/	/	/	/	/	/	/	/	/	/	/	/	/	/
12	S James	P	4	/	/	/	/	/	/	/	/	/	/	/	/	/	/	/	/	/	/
	C Loggins	CR	3	/	/	/	/	/	/	/	/	/	/	/	/	/	/	/	/	/	/
12	S James	P	4	/	/	/	/	/	/	/	/	/	/	/	/	/	/	/	/	/	/
	C Williams	LF	4	/	/	/	/	/	/	/	/	/	/	/	/	/	/	/	/	/	/
	J Teel	CR	3	/	/	/	/	/	/	/	/	/	/	/	/	/	/	/	/	/	/
17	C Bartlett	1B	/	/	/	/	/	/	/	/	/	/	/	/	/	/	/	/	/	/	/
13	A Heath	3B	/	/	/	/	/	/	/	/	/	/	/	/	/	/	/	/	/	/	/
7	A Winfrey	2B	/	/	/	/	/	/	/	/	/	/	/	/	/	/	/	/	/	/	/
4	J Torres	RF	/	/	/	/	/	/	/	/	/	/	/	/	/	/	/	/	/	/	/
				1	2	3	3	4	5	6											

16	C Adams	CF			#16	G	#16	K	#16	1B		
					G1	K			1B			
					1	2	3	4	5	6	7	8

### Hinton Comets

Home Umpire: 4:05PM 4/18/2014

#	Player Name	P	C	F	1	2	3	4	5	6	7		
22	#22	P	3	P	#22	F	#22	1B	#22	1B			
							F8			1B	1B		
							1	2	3	4	5	6	7
11	#11	EH			#11	G	#11	1B	#11	1B			
							G6			1B	1B		
							1	2	3	4	5	6	7
25	#25	P	3	P	#25	1B	#25	1B	#25	1B			
										1B	1B		
							1	2	3	4	5	6	7
21	#21	EH			#21	K	#21	G	#21	K			
							K	G1	K				
							1	2	3	4	5	6	7
15	#15	EH			#15	K	#15	K					
							K	K					
							1	2	3	4	5	6	7
7	#7	EH			#7	G	#7	BB					
							G4			BB			
							1	2	3	4	5	6	7
4	#4	EH			#4	K	#4	G					
							K	G6					
							1	2	3	4	5	6	7
2	#2	EH			#2	BB	#2	G					
							BB	G4					
							1	2	3	4	5	6	7
35	#35	EH			#35	BB	#35	BB					
							BB	BB					
							1	2	3	4	5	6	7

GAMECHANGER

Final League Game

16 Am-Po JH Panthers

Friday, April 18  
4:05PM

Hinton Comets 5

	1	2	3	4	5	6	7	R	H	E
AMPJ	3	0	10	3				16	15	0
HNT	0	0	4	1				5	7	0

Am-Po JH

EDIT

Hinton Comets

EDIT

Batting	AB	R	H	RBI	BB	K
Cody Williams	4	2	3	2	0	0
Cade Loggins	0	1	0	0	0	0
Blake Wildman	3	2	1	1	1	1
Hayden Savage	3	2	2	3	1	0
Stanton James	3	1	3	1	1	0
Caden Bartlett	3	2	2	1	0	0
Austin Heath	2	2	2	5	0	0
Austin Winfrey	2	1	0	0	1	1
Jordan Torres	3	0	1	1	0	1
Colton Adams	3	1	1	0	0	1
Jesse Teal	0	2	0	0	0	0
<b>Totals</b>	<b>26</b>	<b>16</b>	<b>15</b>	<b>14</b>	<b>4</b>	<b>4</b>

Batting	AB	R	H	RBI	BB	K
#22	3	2	2	0	0	0
#11	3	1	2	1	0	0
#25	3	0	3	2	0	0
#21	3	0	0	1	0	2
#15	2	0	0	0	0	2
#7	1	0	0	0	1	0
#4	2	0	0	0	0	1
#2	1	1	0	0	1	0
#35	0	1	0	0	2	0
<b>Totals</b>	<b>18</b>	<b>5</b>	<b>7</b>	<b>4</b>	<b>4</b>	<b>5</b>

Batting  
**TB:** #22 2, #11 2, #25 3  
**RBI:** #11, #25 2, #21  
**CS:** #35

Batting

**3B:** Cody Williams 2  
**HR:** Austin Heath  
**Grand slam:** Austin Heath  
**TB:** Blake Wildman, Cody Williams 7, Jordan Torres, Stanton James 3, Austin Heath 5, Caden Bartlett 2, Colton Adams, Hayden Savage 2  
**RBI:** Blake Wildman, Cody Williams 2, Jordan Torres, Stanton James, Austin Heath 5, Caden Bartlett, Hayden Savage 3  
**HBP:** Austin Heath, Caden Bartlett  
**SB:** Cody Williams, Colton Adams

Totals

**Team QAB:** 16 (50.00%)  
 Blake Wildman 2, Cody Williams 2, Jordan Torres 2, Austin Winfrey, Stanton James 3, Austin Heath 2, Caden Bartlett 2, Colton Adams, Hayden Savage

Team LOB: 0

Totals

**Team QAB:** 7 (31.82%)  
 #22, #11, #7 2, #2, #35 2

Team LOB: 0

Am-Po JH

	IP	#P	TB	H	R	ER	BB	K	HR	S%
<b>Pitching</b>										
Stanton James	3.0	60	25	4	4	3	3	4	0	.583
Cody Williams	1.0	19	6	3	1	1	1	1	0	.684
<b>Totals</b>	<b>4.0</b>	<b>79</b>	<b>31</b>	<b>7</b>	<b>5</b>	<b>4</b>	<b>4</b>	<b>5</b>	<b>0</b>	<b>.608</b>

Pitching

**W:** Stanton James

**Pitches-Strikes:** Cody Williams 19-13, Stanton James 60-35

**Groundouts-Flyouts:** Cody Williams 1-0, Stanton James 4-1

**First pitch strikes-Batters faced:** Cody Williams 4-6, Stanton James 9-16

Hinton Comets

	IP	#P	TB	H	R	ER	BB	K	HR	S%
<b>Pitching</b>										
#22	2.2	67	27	13	13	12	2	3	1	.597
#25	1.1	30	16	2	3	1	2	1	0	.467
<b>Totals</b>	<b>4.0</b>	<b>97</b>	<b>43</b>	<b>15</b>	<b>16</b>	<b>13</b>	<b>4</b>	<b>4</b>	<b>1</b>	<b>.557</b>

Pitching

**L:** #22

**HBP:** #22 2

**WP:** #25

**Pitches-Strikes:** #22 67-40, #25 30-14

**Groundouts-Flyouts:** #22 2-2, #25 0-3

**First pitch strikes-Batters faced:** #22 14-24, #25 3-8

Key

AB: At bats	SAC: Sacrifice hits & bunts	QAB%: Quality at bats per plate appearance	K: Strikeouts
R: Runs scored	SF: Sacrifice flies	LOB: Runners left on base at the end of an inning	HR: Home runs allowed
H: Hits	ROE: Reached on error	E: Errors	S%: Strike percentage
RBI: Runs batted in	FC: Hit into fielder's choice	DP: Double Plays	W: Wins
BB: Base on balls (walks)	HBP: Hit by pitch	TP: Triple Plays	L: Losses
K: Strikeouts	CI: Reached on catcher's interference	IP: Innings Pitched	SV: Saves
2B: Doubles	GIDP: Hit into double play	#P: Total pitches	BS: Blown saves
3B: Triples	GITP: Hit into triple play	TB: Total balls	HBP: Hit batters
HR: Home runs	SB: Stolen bases	H: Hits allowed	WP: Wild pitches
Grand slam: Grand slam home runs	CS: Caught stealing	R: Runs allowed	BK: Balks
TB: Total bases	PIK: Pickoff	ER: Earned runs allowed	
RBI: Runs batted in	QAB: Quality at bats (any one of: 3 pitches after 2 strikes, 6+ pitch ABs, XBH, HSB, BB, SAC Bunt, SAC Fly)	BB: Base on balls (walks)	

Want more stats? Visit [GC.com](http://GC.com)

© GameChanger Media, Inc. All rights reserved.  
U.S. Patent No. 8,731,458



GAMECHANGER

Final League Game

0 Verden Tigers

Tuesday, April 22  
4:30PM

Am-Po JH Panthers 11

	1	2	3	4	5	6	7	R	H	E
VRD	0	0	0	0	0			0	6	3
AMPJ	6	2	3	0				11	13	1

PRINTER FRIENDLY SCOREBOOK

Verden Tigers

Away Umpire: 4:30PM 4/22/2014

#	Player Name	P	O	S	1	2	3	4	5	6	7
2	PlayerA	EH			#2 BB	#2 1B		#2 K			
6	PlayerF	EH			#6 BB	#6 K		#6 G			
4	#4	2B	1	2B	#4 BB	#4 F		#4 K			
9	#9	1B	1	1B	#9 F	#9 1B		#9 K			
12	PlayerB	P	1	P	#12 1B	#12 K		#12 K			
8	#8	EH			#8 K	#8 1B					
13	#13	EH			#13 G	#13 K					
10	#10	EH			#10 1B	#10 1B					

1	#1	EH	/	/	/		#1	K		#1	K				
								K			K				
							B	B	B	B	B	B	B	B	B
							S	S	S	S	S	S	S	S	S

### Am-Po JH

Home Umpire: 4:30PM 4/22/2014

#	Player Name	Pos	1st	2nd	3rd	4th	5th	6th	7th
3	H Savage	3B	/	/	/				
16	C Adams	CF	/	/	/				
17	C Bartlett	3B	4	4	4				
	A Voyles	3B	5	3B	/				
16	N Ratcliff	RF	/	/	/				
22	K Caldwell	DH	/	/	/				
23	B Ryans	SS	4	3B	/				
14	D Cohee	DH	/	/	/				
	J Teel	C	/	/	/				
	T Adams	CR	1	CR	/				
	T Clift	1B	4	1B	/				
	C Loggins	LF	/	/	/				
8	J Tilley	2B	/	/	/				

**GAMECHANGER**

Final League Game

**0** Verden Tigers

Tuesday, April 22  
4:30PM

Am-Po JH Panthers **11**

	1	2	3	4	5	6	7	R	H	E
VRD	0	0	0	0	0			0	6	3
AMPJ	6	2	3	0				11	13	1

Verden Tigers

EDIT

Batting	AB	R	H	RBI	BB	K
PlayerA	2	0	1	0	1	1
PlayerF	2	0	0	0	1	1
#4	2	0	0	0	1	1
#9	3	0	1	0	0	1
PlayerB	3	0	1	0	0	2
#8	2	0	1	0	0	1
#13	2	0	0	0	0	1
#10	2	0	2	0	0	0
#1	2	0	0	0	0	2
<b>Totals</b>	<b>20</b>	<b>0</b>	<b>6</b>	<b>0</b>	<b>3</b>	<b>10</b>

Batting  
**1B:** PlayerA, PlayerB, #9, #8, #10 2  
 Totals  
**Team QAB:** 9 (39.13%)  
 PlayerA 2, PlayerB, #4, PlayerF, #9 2, #8 2  
**Team LOB:** 0

Fielding  
**E:** #4, #9

Am-Po JH

EDIT

Batting	AB	R	H	RBI	BB	K
Hayden Savage	3	3	2	0	1	0
Colton Adams	4	1	1	0	0	3
Caden Bartlett	2	1	1	2	0	0
Avry Voyles	2	0	2	1	0	0
Nathan Ratcliff	2	1	2	2	0	0
Kyle Caldwell	2	0	1	2	0	0
Blake Ryans	2	0	0	0	0	1
Derrick Cohee	1	0	0	0	0	1
Jesse Teel	2	0	1	1	1	1
Travis Clift	1	1	0	0	1	0
Cade Loggins	2	2	2	2	0	0
Jacob Tilley	2	1	1	0	0	0
Tyler Adams	0	1	0	0	0	0
<b>Totals</b>	<b>25</b>	<b>11</b>	<b>13</b>	<b>10</b>	<b>3</b>	<b>6</b>

Batting  
**2B:** Kyle Caldwell, Nathan Ratcliff  
**1B:** Caden Bartlett, Colton Adams, Hayden Savage 2, Jacob Tilley, Kyle Caldwell 2, Nathan Ratcliff 3, Cade Loggins 2, Jesse Teel, Avry Voyles 2  
**RBI:** Caden Bartlett 2, Kyle Caldwell 2, Nathan Ratcliff 2, Cade Loggins 2, Jesse Teel, Avry Voyles  
**SB:** Colton Adams, Nathan Ratcliff, Cade Loggins

Totals  
**Team QAB:** 11 (39.29%)  
 Caden Bartlett, Blake Ryans, Colton Adams 2, Hayden Savage 2, Kyle Caldwell, Nathan Ratcliff, Jesse Teel 2, Travis Clift  
**Team LOB:** 0

Fielding  
**E:** Travis Clift

Verden Tigers

Pitching	IP	#P	TB	H	R	ER	BB	K	HR	S%
PlayerB	4.0	96	38	13	11	10	3	6	0	.604
<b>Totals</b>	<b>4.0</b>	<b>96</b>	<b>38</b>	<b>13</b>	<b>11</b>	<b>10</b>	<b>3</b>	<b>6</b>	<b>0</b>	<b>.604</b>

Pitching

L: PlayerB

Pitches-Strikes: PlayerB 96-58

Groundouts-Flyouts: PlayerB 4-2

First pitch strikes-Batters faced: PlayerB 14-28

Am-Po JH

Pitching	IP	#P	TB	H	R	ER	BB	K	HR	S%
Caden Bartlett	0.0	12	8	0	0	0	3	0	0	.333
Hayden Savage	5.0	65	17	6	0	0	0	10	0	.738
<b>Totals</b>	<b>5.0</b>	<b>77</b>	<b>25</b>	<b>6</b>	<b>0</b>	<b>0</b>	<b>3</b>	<b>10</b>	<b>0</b>	<b>.675</b>

Pitching

W: Hayden Savage

Pitches-Strikes: Caden Bartlett 12-4, Hayden Savage 65-48

Groundouts-Flyouts: Caden Bartlett 0-0, Hayden Savage 2-2

First pitch strikes-Batters faced: Caden Bartlett 3-3, Hayden Savage 15-20

Key

AB: At bats	SAC: Sacrifice hits & bunts	QAB%: Quality at bats per plate appearance	K: Strikeouts
R: Runs scored	SF: Sacrifice flies	LOB: Runners left on base at the end of an inning	HR: Home runs allowed
H: Hits	ROE: Reached on error	E: Errors	S%: Strike percentage
RBI: Runs batted in	FC: Hit into fielder's choice	DP: Double Plays	W: Wins
BB: Base on balls (walks)	HBP: Hit by pitch	TP: Triple Plays	L: Losses
K: Strikeouts	CI: Reached on catcher's interference	IP: Innings Pitched	SV: Saves
2B: Doubles	GIDP: Hit into double play	#P: Total pitches	BS: Blown saves
3B: Triples	GITP: Hit into triple play	TB: Total balls	HBP: Hit batters
HR: Home runs	SB: Stolen bases	H: Hits allowed	WP: Wild pitches
Grand slam: Grand slam home runs	CS: Caught stealing	R: Runs allowed	BK: Balks
TB: Total bases	PIK: Picked off	ER: Earned runs allowed	
RBI: Runs batted in	QAB: Quality at bats (any one of: 3 pitches after 2 strikes, 6+ pitch ABs, XBH, HSB, BB, SAC Bunt, SAC Fly)	BB: Base on balls (walks)	

Want more stats? Visit **GC.com**

© GameChanger Media, Inc. All rights reserved.  
U.S. Patent No. 8,731,458