



BARRINGTON PUBLIC SCHOOLS STRATEGIC

PLAN GOALS

2022-2023

This is the best idea for us to create a new start up and work as a team on it to achieve huge Success and make our dreams come true. for this to happen in real life, all we need is idea, Plan, Team and Action. Before we are going to Start, we should understand what we really feel and want, what drives us, our inner self. Have to awake our creative side of mind. As we all are of futuristic mindset, so we can find our rich in business related to information and Technology.

00:01:16:21

6
26
138
73
2
458
82



999724

This is the best idea for us to create a new start up and work as a team on it to achieve huge Success and make our dreams come true. for this to happen in real life, all we need is idea, Plan, Team and Action. Before we are going to Start, we should understand what we really feel and want, what drives us, our inner self. Have to awake our creative side of mind. As we all are of futuristic mindset, so we can find our rich in business related to information and Technology.

This is the best idea for us to create a new start up and work as a team on it to achieve huge Success and make our dreams come true. for this to happen in real life, all we need is idea, Plan, Team and Action. Before we are going to Start, we should understand what we really feel and want, what drives us, our inner self. Have to awake our creative side of mind. As we all are of futuristic mindset, so we can find our rich in business related to information and Technology.

32.21%
458
94.05%

825963

996801



This is the best idea for us to create a new start up and work as a team on it to achieve huge Success and make our dreams come true. for this to happen in real life, all we need is idea, Plan, Team and Action. Before we are going to Start, we should understand what we really feel and want, what drives us, our inner self. Have to awake our creative side of mind. As we all are of futuristic mindset, so we can find our rich in business related to information and Technology.




94.05%



This is the best idea for us to create a new start up and work as a team on it to achieve huge Success and make our dreams come true. for this to happen in real life, all we need is idea, Plan, Team and Action. Before we are going to Start, we should understand what we really feel and want, what drives us, our inner self. Have to awake our creative side of mind. As we all are of futuristic mindset, so we can find our rich in business related to information and Technology.



Vision & Mission



VISION

Barrington Public Schools will graduate students who

1. Think like global citizens and consider global issues
2. Understand how to be a life-long deep learner
3. Work interdependently with others
4. Make important decisions together and learn from and contribute to the learning of others
5. Communicate clearly, in a variety of ways, for specific audiences
6. Evaluate information and argument, see patterns and connections, construct meaningful knowledge, and apply it in the real world
7. See and take opportunities, create new ideas or products, and lead others.



MISSION

Barrington Public School's mission is to empower all students to excel in character, citizenship, collaboration, creativity, communication, and critical thinking, so that they may positively impact the future.

Values and Beliefs

01

Exceptional school districts develop exceptional students.

02

A culture of collaboration leads to strong community partnerships and increased student achievement.

03

Student-centered learning is ensured through the provision of research-based, high-quality instruction.

04

Continuous school and district improvement only occur when goals are specific, measurable, attainable, results-oriented, and time-bound.

05

District policies are necessary to ensure the equitable and consistent implementation of high expectations.






Theory of Action



If We

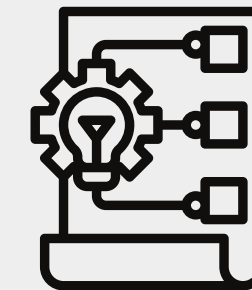
We develop common performance tasks and adopt high-quality curricula aligned to the deep learning competencies connected to high-yield instructional strategies, requiring student engagement, design thinking, and fostering a growth mindset, requiring fidelity



Then

We will see

- Relevance and rigor across classrooms
- Consistency and coherence across classrooms
- A focused professional learning community
- Commitment to continuous improvement
- Attention to the social-emotional needs and engagement of students



So That

Students will

Demonstrate deep learning competencies

Master academic content

Grow on social-emotional indicators

Transfer content and skill to authentic opportunities

Strategic Priorities



**Professional
Learning
Communities and
Culture of
Collaboration**



**Student Learning
Outcomes**



**Sustainability of
Excellence**

PLC and Culture of Collaboration

01

Promote a Positive Culture

A) Staff Self-Care and Well Being B) Emotional Intelligence

02

Productive Partnerships - Deep Learning

A) Deep Learning

03

Positive School Culture - Student SEL

A) RULER Curriculum

04

Positive School Culture - Family Engagement

A) Home School Partnership Events



Student Learning Outcomes



Elementary Literacy

Science of Reading



Elementary/Middle Literacy Gap Closure

Tier III Reading Intervention



Secondary Literacy

Knowledge-Based Curriculum



Secondary Gap Closure - Literacy

Tier III Reading Interventions



6-12 Math Proficiency

High Quality Curriculum



Sustainability of Excellence



Effectively and Efficiently Manage Fiscal Resources with an Equity Lens

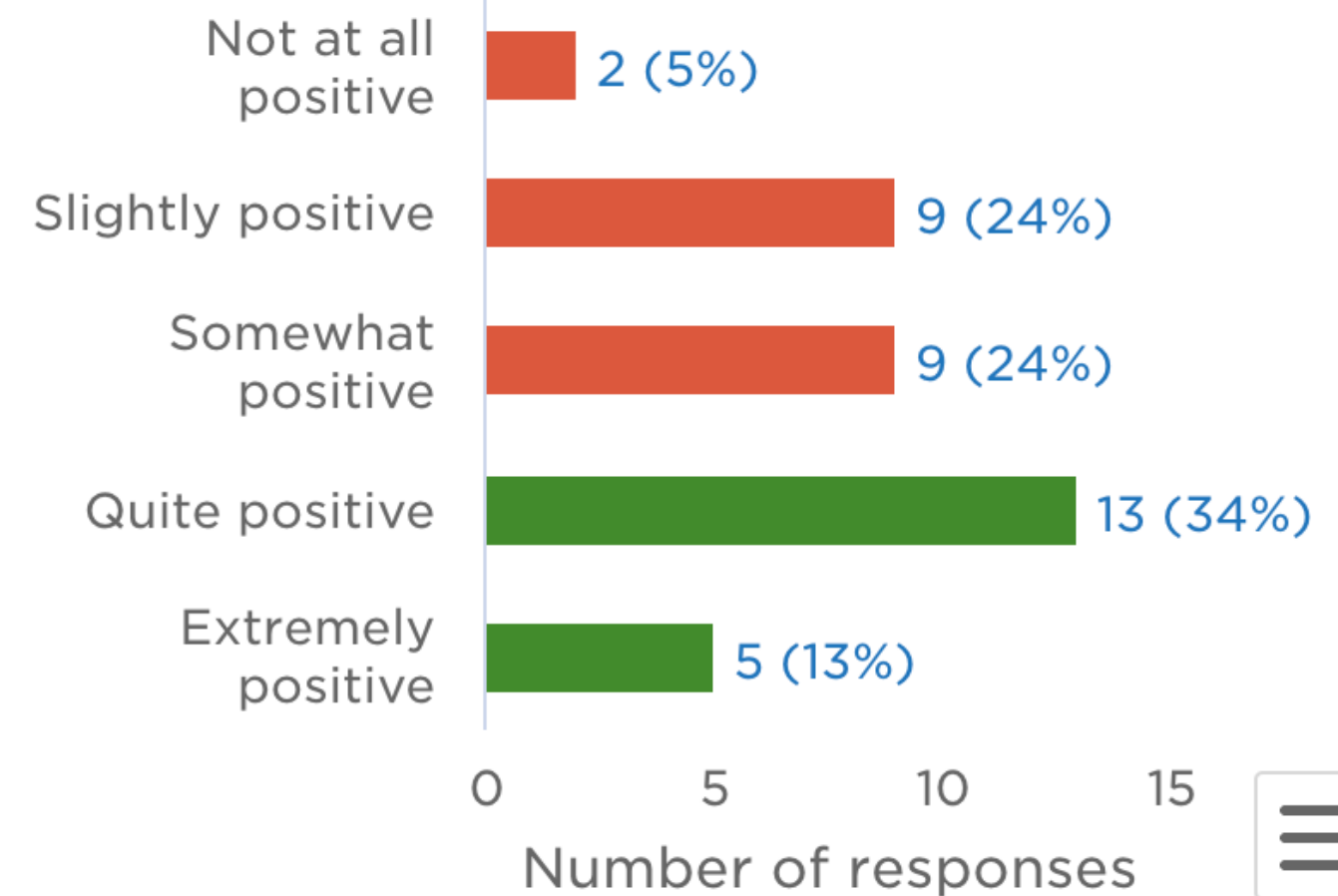
Equitable Procurement and Distribution of Resources, Space, and Materials



Positive Culture- Staff

Increase the percentage of staff who report that their colleagues have a positive outlook from 47% to 52% by June of 2023 on the Panorama Culture and Climate Survey

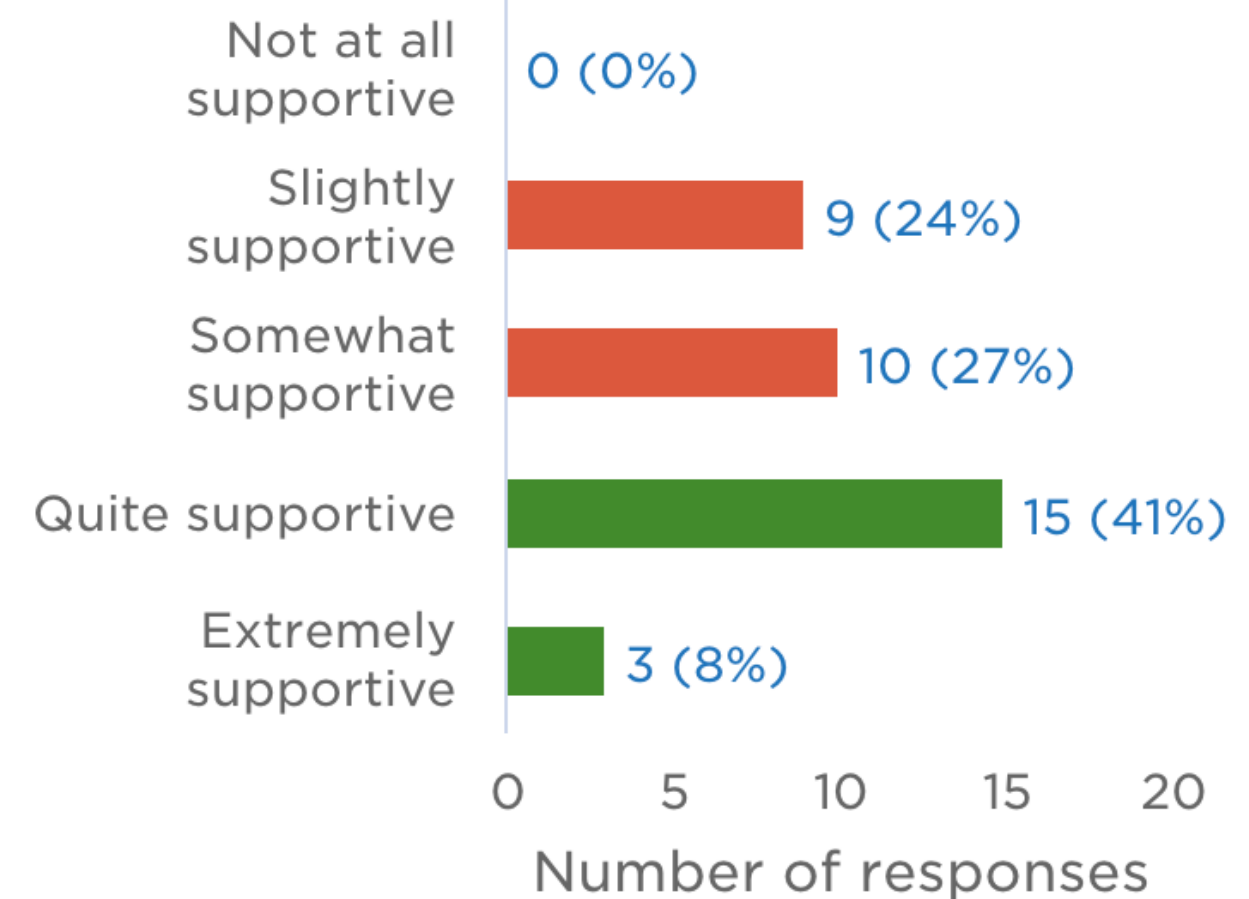
Answer distribution



Positive Culture- Staff

Increase the percentage of staff who report that their colleagues are supportive of new initiatives from 49% to 54% by June of 2023 on the Panorama Culture and Climate Survey

Answer distribution



Deep Learning

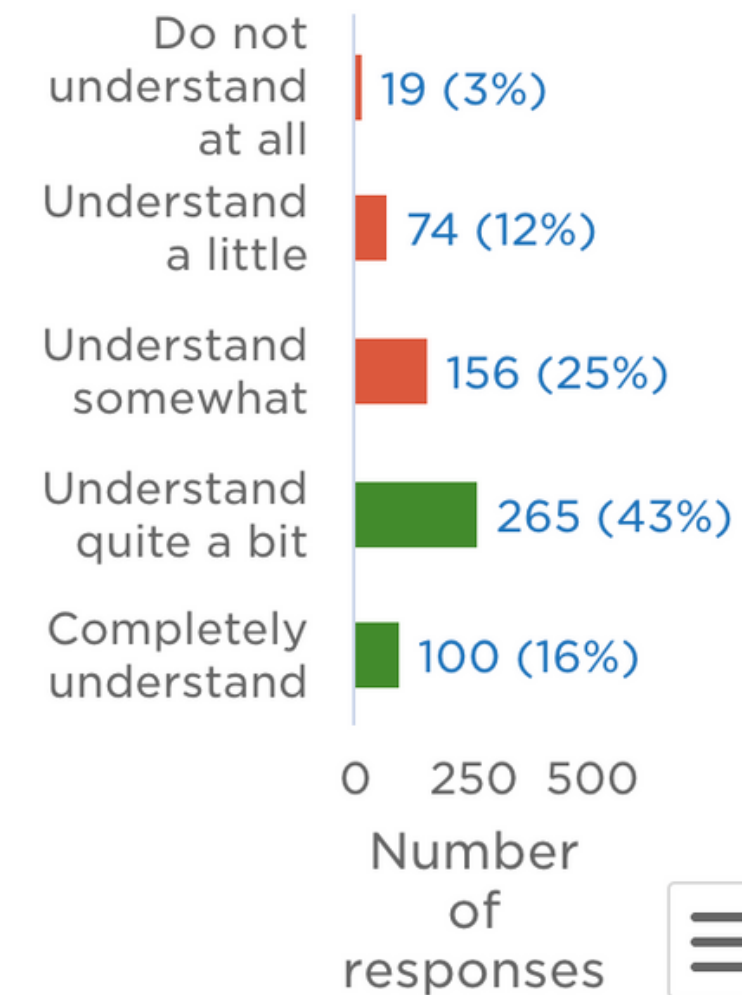
Students will demonstrate 80% progress toward proficiency as indicated on Deep Learning Progression Rubrics

The baseline will be established with the December Trimester reports.

Student SEL

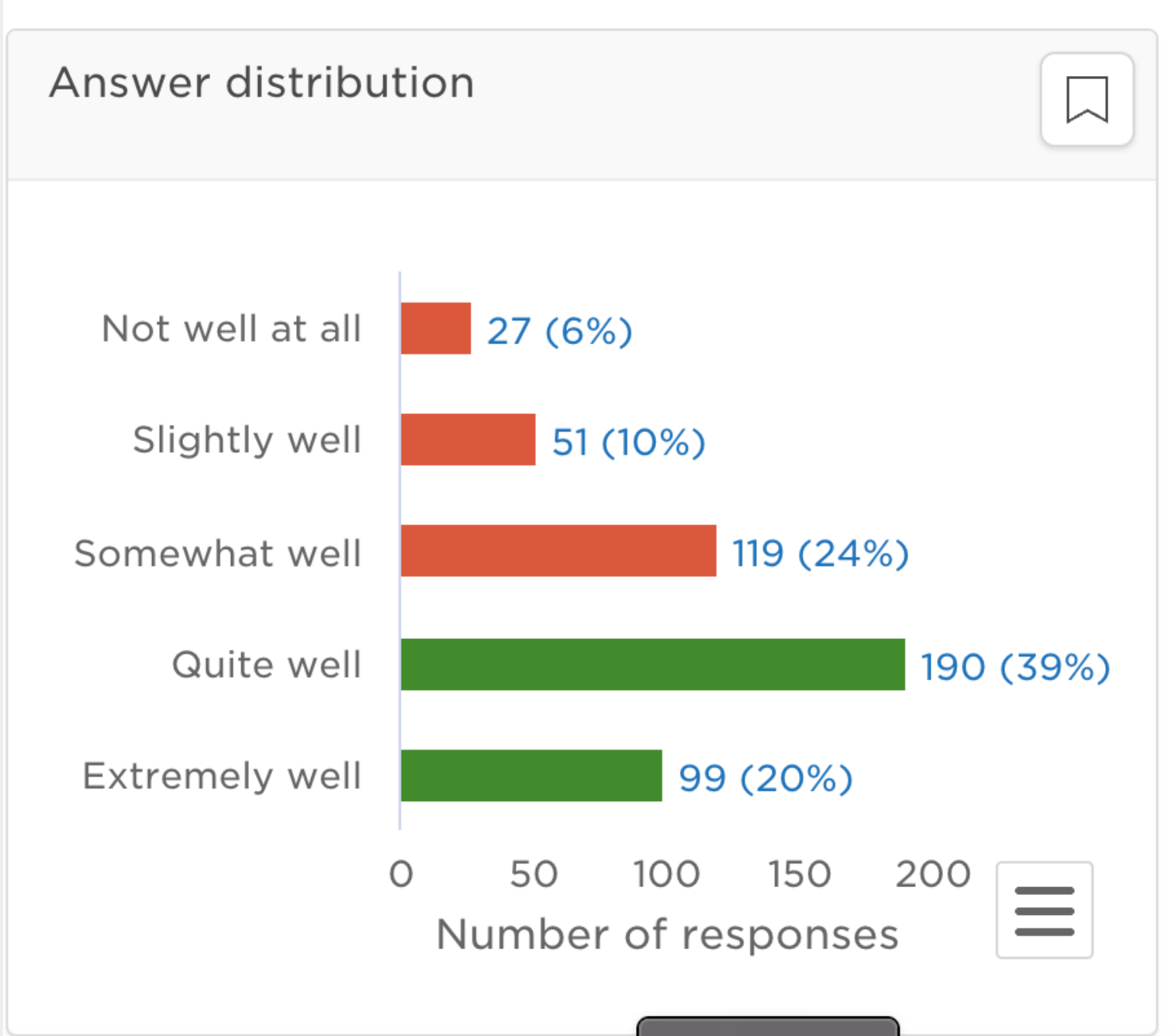
Belonging: Increase the percentage of people who students report understand them (students) at their school from 59% to 64% on the Panorama Survey

Answer distribution



Home School Relations

On the Panorama Culture Survey, families will report that administrators will create an environment that encourages student learning and engagement moving from 59% to 64% by June 2023



Elementary Literacy

2020-2021

Students in grades 3-8 will improve
ELA proficiency on RICAS by 5% by
June 2023

RICAS - English Language Arts/Literacy

✓ Show Performance Show Growth View Results as Text | Export | Print

	Name	Students Tested		Performance	Meeting or Exceeding Expectations	Average Scale Score
		#	%			
	2017-18 : Barrington : All Schools : All Grades : All Groups	1526	98.7%	<div><div>4.1%</div><div>26.5%</div><div>55.5%</div><div>14%</div></div>	69.5%	509
	2018-19 : Barrington : All Schools : All Grades : All Groups	1556	99.2%	<div><div>3.7%</div><div>23.4%</div><div>54.1%</div><div>18.8%</div></div>	72.9%	512
	2020-21 : Barrington : All Schools : All Grades : All Groups	1535	98.0%	<div><div>4.1%</div><div>27.5%</div><div>52.6%</div><div>15.8%</div></div>	68.4%	509
	2017-18 : Statewide : All Grades : All Groups	63663	98.5%	<div><div>19.8%</div><div>46.5%</div><div>30.2%</div><div>3.5%</div></div>	33.7%	490
	2018-19 : Statewide : All Grades : All Groups	63155	98.7%	<div><div>17.6%</div><div>43.9%</div><div>33.2%</div><div>5.3%</div></div>	38.5%	493
	2020-21 : Statewide : All Grades : All Groups	55005	88.7%	<div><div>21.6%</div><div>45.2%</div><div>29.2%</div><div>4%</div></div>	33.2%	489

Elementary Literacy

2022-2023

Students in grades k-2 will improve
ELA proficiency on Fastbridge by 5%
by June 2023

School	Kindergarten	One	Two	Average %ile Nation
Nayatt School	52.80	54.38	66.27	58.46
Primrose Hill School	55.47	49.59	63.46	56.07
Sowams School	57.29	49.10	62.62	56.41
Average %ile Nation	54.98	51.09	64.32	57.05

Elementary Literacy Gap Closure

Decrease the proficiency gap for students in grades 3-8 in Literacy as measured by RICAS by June 2023

RICAS - English Language Arts/Literacy								
<div>✓ Show Performance <input type="checkbox"/> Show Growth <input type="checkbox"/> View Results as Text Export Print</div>								
	Name	Students Tested		Performance			Meeting or Exceeding Expectations	Average Scale Score
		#	%					
	2017-18 : Barrington : All Schools : All Grades : Students with Disabilities	150	96.2%	<div><div>32.7%</div><div>50%</div><div>16.7%</div><div>0.7%</div></div>			17.3%	479
	2017-18 : Barrington : All Schools : All Grades : Students without Disabilities	1376	99.0%	<div><div>23.9%</div><div>59.7%</div><div>15.4%</div></div>			75.1%	512
	2018-19 : Barrington : All Schools : All Grades : Students with Disabilities	172	98.3%	<div><div>27.3%</div><div>50%</div><div>20.9%</div><div>1.7%</div></div>			22.7%	484
	2018-19 : Barrington : All Schools : All Grades : Students without Disabilities	1384	99.3%	<div><div>20.1%</div><div>58.2%</div><div>21%</div></div>			79.2%	516
	2020-21 : Barrington : All Schools : All Grades : Students with Disabilities	161	94.2%	<div><div>29.8%</div><div>55.9%</div><div>13.7%</div><div>0.6%</div></div>			14.3%	481
	2020-21 : Barrington : All Schools : All Grades : Students without Disabilities	1374	98.5%	<div><div>24.2%</div><div>57.2%</div><div>17.5%</div></div>			74.7%	512
	2017-18 : Statewide : All Grades : Students with Disabilities	9301	95.8%	<div><div>57.3%</div><div>38.2%</div><div>4.3%</div><div>0.2%</div></div>			4.5%	468
	2017-18 : Statewide : All Grades : Students without Disabilities	54362	99.0%	<div><div>13.3%</div><div>48%</div><div>34.7%</div><div>4%</div></div>			38.7%	494
	2018-19 : Statewide : All Grades : Students with Disabilities	9328	97.3%	<div><div>54.1%</div><div>39.9%</div><div>5.7%</div><div>0.4%</div></div>			6.1%	469
	2018-19 : Statewide : All Grades : Students without Disabilities	53827	98.9%	<div><div>11.3%</div><div>44.6%</div><div>38%</div><div>6.1%</div></div>			44.1%	497
	2020-21 : Statewide : All Grades : Students with Disabilities	8238	85.7%	<div><div>56.8%</div><div>37.9%</div><div>5%</div><div>0.3%</div></div>			5.3%	468
	2020-21 : Statewide : All Grades : Students without Disabilities	46767	89.3%	<div><div>15.4%</div><div>46.5%</div><div>33.5%</div><div>4.6%</div></div>			38.1%	493







Secondary Literacy

2020-2021

Students in grades 9-12 will increase literacy proficiency by 3% as measured by the School Day SAT by June 2023

SAT - English Language Arts/Literacy

✓ Show Performance Show Growth View Results as Text | Export | Print

	Name	Students Tested		Performance	Meeting or Exceeding Expectations	Average Scale Score
		#	%			
	2017-18 : Barrington : All Schools : All Grades : All Groups	248	96.9%	<div><div>3.2%</div><div>11.3%</div><div>41.1%</div><div>44.4%</div></div>	85.5%	597
	2018-19 : Barrington : All Schools : All Grades : All Groups	314	99.1%	<div><div>4.8%</div><div>6.7%</div><div>49.4%</div><div>39.2%</div></div>	88.5%	592
	2020-21 : Barrington : All Schools : All Grades : All Groups	225	93.8%	<div><div>4.4%</div><div>11.1%</div><div>46.2%</div><div>38.2%</div></div>	84.4%	586
	2017-18 : Statewide : All Grades : All Groups	9718	94.9%	<div><div>27.6%</div><div>22.5%</div><div>39.3%</div><div>10.6%</div></div>	49.9%	487
	2018-19 : Statewide : All Grades : All Groups	9893	95.2%	<div><div>29.5%</div><div>20%</div><div>40.9%</div><div>9.6%</div></div>	50.5%	483
	2020-21 : Statewide : All Grades : All Groups	9085	86.2%	<div><div>29.6%</div><div>22.1%</div><div>38.2%</div><div>10.1%</div></div>	48.3%	482

To drill into the performance data, simply click on any segments within the bar chart. The State-level numbers are for reference and not clickable.
Process took 0.6406201 seconds




Secondary Literacy Gap Closure

Decrease the proficiency gap for students in grades 9-12 by 5% on the SAT by June 2023

SAT - English Language Arts/Literacy

✔ Show Performance Show Growth View Results as Text | Export | Print

	Name	Students Tested		Performance	Meeting or Exceeding Expectations	Average Scale Score
		#	%			
	2017-18 : Barrington : All Schools : All Grades : Students with Disabilities	23	76.7%	<div><div>17.4%</div><div>39.1%</div><div>43.5%</div></div>	43.5%	474
	2017-18 : Barrington : All Schools : All Grades : Students without Disabilities	225	99.6%	<div><div>1.3%8.4%</div><div>40.9%</div><div>48.9%</div></div>	89.8%	609
	2018-19 : Barrington : All Schools : All Grades : Students with Disabilities	27	93.1%	<div><div>40.7%</div><div>22.2%</div><div>22.2%</div><div>14.8%</div></div>	37%	460
	2018-19 : Barrington : All Schools : All Grades : Students without Disabilities	287	99.7%	<div><div>1.5%5.2%</div><div>51.9%</div><div>41.5%</div></div>	93.4%	604
	2020-21 : Barrington : All Schools : All Grades : Students with Disabilities	19	86.4%	<div><div>36.8%</div><div>31.6%</div><div>31.6%</div></div>	31.6%	448
	2020-21 : Barrington : All Schools : All Grades : Students without Disabilities	206	94.5%	<div><div>1.9%9.2%</div><div>47.6%</div><div>41.7%</div></div>	89.3%	598









Secondary Math

2020-2021

Students in grades 6-12 will increase math proficiency by 5% as evidenced by RICAS in 6-8 and SAT in 9-12

SAT - Mathematics

✓ Show Performance Show Growth View Results as Text | Export Print










	Name	Students Tested		Performance	Meeting or Exceeding Expectations	Average Scale Score
		#	%			
	2017-18 : Barrington : All Schools : All Grades : All Groups	248	96.9%	<div><div>2%</div><div>17.7%</div><div>41.9%</div><div>38.3%</div></div>	80.2%	613
	2018-19 : Barrington : All Schools : All Grades : All Groups	312	98.4%	<div><div>5.1%</div><div>17.6%</div><div>41%</div><div>36.2%</div></div>	77.2%	602
	2020-21 : Barrington : All Schools : All Grades : All Groups	226	94.2%	<div><div>5.3%</div><div>29.6%</div><div>39.8%</div><div>25.2%</div></div>	65%	577
	2017-18 : Statewide : All Grades : All Groups	9706	94.5%	<div><div>33.2%</div><div>36.5%</div><div>23.3%</div><div>7%</div></div>	30.3%	475
	2018-19 : Statewide : All Grades : All Groups	9880	94.8%	<div><div>34.4%</div><div>34.5%</div><div>23.5%</div><div>7.6%</div></div>	31.2%	474
	2020-21 : Statewide : All Grades : All Groups	9049	85.7%	<div><div>36.9%</div><div>36.7%</div><div>20.8%</div><div>5.5%</div></div>	26.4%	467

Secondary Math

Students in grades 6-12 will increase math proficiency by 5% as evidenced by RICAS in 6-8 and SAT in 9-12

RICAS - Mathematics

✔ Show Performance Show Growth View Results as Text |  Export |  Print

	Name	Students Tested		Performance	Meeting or Exceeding Expectations	Average Scale Score
		#	%			
	2017-18 : Barrington : All Schools : Grade: 06 : All Groups	254	98.8%	<div><div>4.3%</div><div>35.4%</div><div>51.6%</div><div>8.7%</div></div>	60.2%	505
	2017-18 : Barrington : All Schools : Grade: 07 : All Groups	277	99.6%	<div><div>6.1%</div><div>30.7%</div><div>48.4%</div><div>14.8%</div></div>	63.2%	506
	2017-18 : Barrington : All Schools : Grade: 08 : All Groups	246	99.2%	<div><div>3.3%</div><div>30.5%</div><div>59.3%</div><div>6.9%</div></div>	66.3%	505
	2018-19 : Barrington : All Schools : Grade: 06 : All Groups	285	99.0%	<div><div>3.5%</div><div>23.9%</div><div>54%</div><div>18.6%</div></div>	72.6%	511
	2018-19 : Barrington : All Schools : Grade: 07 : All Groups	257	99.2%	<div><div>3.5%</div><div>21.8%</div><div>58%</div><div>16.7%</div></div>	74.7%	510
	2018-19 : Barrington : All Schools : Grade: 08 : All Groups	282	99.6%	<div><div>5%</div><div>33.7%</div><div>51.1%</div><div>10.3%</div></div>	61.3%	505
	2020-21 : Barrington : All Schools : Grade: 06 : All Groups	255	99.2%	<div><div>8.2%</div><div>39.6%</div><div>41.6%</div><div>10.6%</div></div>	52.2%	502
	2020-21 : Barrington : All Schools : Grade: 07 : All Groups	268	97.1%	<div><div>7.1%</div><div>37.7%</div><div>45.5%</div><div>9.7%</div></div>	55.2%	503
	2020-21 : Barrington : All Schools : Grade: 08 : All Groups	299	97.7%	<div><div>7.4%</div><div>39.8%</div><div>45.2%</div><div>7.7%</div></div>	52.8%	502



Equity of Resources

Continue to monitor the deployment of existing and new resources to ensure they are sufficiently allocated to meet the district's goals for all students.

The evaluation baseline will come from the equity audit. The results will be used to create acitons.

Actions

PLC/Collab	PLC/Collab	Student Success	Resources
Staff Rounding	Staff Emotional Intelligence Strategies	Science Of Reading	Evaluate Equity Report
Staff Health and Wellness Resources/Strategies	Building Deep Learning Teams	SPIRE	Implement strategies from findings of the audit
Evaluation of Teams	Building Decisions on Ruler curriculum	Lexia	
Staff Charters	Events for Home School Parterships	High-Quality Curriculum - 8-12 Math and ELA	

Staff Culture of Care and Well Being

Action Steps

Action steps are the set of actions that your district will take in order to implement the initiative. This can include meetings, trainings, software rollouts, and other important actions that will drive the initiative forward.

- 1 Principals and District Admin will round with or survey staff regarding their needs: identify, organize, and prioritize
- 2 District Admin and Principals will ensure that staff know how to access the health and well-being resources from the district, school, and The Trust
- 3 Principals and District will evaluate the number and types of meetings they hold, as well as the number of staff who serve on multiple teams
- 4 Principals and the District will create and support a culture of care and connection during the school day and during natural opportunities during meetings.

Staff Emotional Intelligence

Action Steps

Action steps are the set of actions that your district will take in order to implement the initiative. This can include meetings, trainings, software rollouts, and other important actions that will drive the initiative forward.

- 1 Consider sharing the Science of Stress and Well-Being for staff through RULER or similar RIDE programs on staff well being and culture of care
- 2 Evaluate the tools needed by staff in each building, such as staff charter and connected actions to achieve the intention of the charter.
- 3 Engage in regular staff check-ins using RULER as the foundation.

Add Another Action

Deep Learning

Action Steps

Action steps are the set of actions that your district will take in order to implement the initiative. This can include meetings, trainings, software rollouts, and other important actions that will drive the initiative forward.

- 1 Promote the why of deep learning and the direct connection to student and staff SEL and the school culture.
- 2 Work with teacher leaders on making the language of deep learning active in the schools, such as the progress reports and the vision of a graduate.
- 3 Provide support through the leaders and teachers trained through the capacity institutes on embedding and measuring deep learning on applicable common tasks and proficiencies.

Add Another Action

Ruler

Action Steps

Action steps are the set of actions that your district will take in order to implement the initiative. This can include meetings, trainings, software rollouts, and other important actions that will drive the initiative forward.

1

RULER teams in each building will determine how to integrate the key lessons into the school day such that the student have the strategies they need for social-emotional learning.

Add Another Action

Family Engagement & Home School Relations

Action Steps

Action steps are the set of actions that your district will take in order to implement the initiative. This can include meetings, trainings, software rollouts, and other important actions that will drive the initiative forward.

- 1 School Teams will work with their leadership councils, School Improvement Teams and PTO to design events for families to engage in the teaching and learning in the school such as walkthroughs at BMS, Math and reading nights at elementary, and high school nights.
- 2 BMS and BHS will plan for the family engagement day in May and K-5 will plan for conference/engagement in December.
- 3 Evaluate options for asynchronous sharing of information and engagement opportunities with families who cannot participate in person.

K-5 Literacy

Action Steps

Action steps are the set of actions that your district will take in order to implement the initiative. This can include meetings, trainings, software rollouts, and other important actions that will drive the initiative forward.

1

Teachers will work with coaches and the reading teachers on the implementation of SOR.

K-8 Literacy Gap Closure

Action Steps

Action steps are the set of actions that your district will take in order to implement the initiative. This can include meetings, trainings, software rollouts, and other important actions that will drive the initiative forward.

- 1 Reading teachers and special educators will collaborate on training, implementation, and progress monitoring using SPIRE.

6-12 Literacy

Action Steps

Action steps are the set of actions that your district will take in order to implement the initiative. This can include meetings, trainings, software rollouts, and other important actions that will drive the initiative forward.

1

Teams will continue their work toward the rollout of the Canvas Blueprint.

2

BHS Teams will refine their common assessments to mirror the curriculum.

6-12 Literacy Gap Closure

Action Steps

Action steps are the set of actions that your district will take in order to implement the initiative. This can include meetings, trainings, software rollouts, and other important actions that will drive the initiative forward.

- 1 Reading teachers and special educators will collaborate on implementation, training, and progress monitoring using LEXIA and SPIRE grounded in the best practices of SOR.



Add Another Action

6-12 Numeracy

Action Steps

Action steps are the set of actions that your district will take in order to implement the initiative. This can include meetings, trainings, software rollouts, and other important actions that will drive the initiative forward.

1

BMS to evaluate the articulation from 7th grade to Algebra I.

2

Teams will complete the Canvas Blueprints

3

Continue to support the articulation of the new Kendall Hunt Illustrative Math 6-Algebra II

K-2 Literacy

Action Steps

Action steps are the set of actions that your district will take in order to implement the initiative. This can include meetings, trainings, software rollouts, and other important actions that will drive the initiative forward.

- 1 Working with the literacy specialists and instructional coaches, K-2 teachers will engage in small group instruction grounded in SOR.

Add Another Action

Equitable Resources and Distribution

Action Steps

Action steps are the set of actions that your district will take in order to implement the initiative. This can include meetings, trainings, software rollouts, and other important actions that will drive the initiative forward.

- 1 Incorporate the findings of the equity audit into the 2023 Strategic Plan and create a placeholder in the 2023/2024 budget.

Add Another Action

**THANK
YOU**

