




**District Dashboard**

This report provides enrollment, action plan and assessment data for schools in the selected district, for the selected program and assessment.

The data can be used to understand trends in work completed, identify current areas of focus, and suggests areas of opportunity for future policy and practice change efforts.

**District Dashboard Overview**


District Id is Lee Co School District (KY)
Program is Healthy Schools Program
Assessment is Healthy Schools Assessment

## District Dashboard for Lee Co School District (KY)

# Program Enrollment

**Program Support Definitions**

**Onsite Support**

A Healthier Generation Program Manager for the program selected above meets with school staff in-person, conducting workshops and supporting schools' involvement in Healthier Generation programs.

**Online or Virtual Support**

Healthier Generation supports schools' involvement in programs virtually, working with a Virtual Program Manager, the Member Engagement and Support Team, and Content Experts, as well as webinars, email, phone, on-demand learning and other digital tools.

**School Enrollment in Your District by Support Type**



Enrollment Type	Number of Schools
Online or Virtual Support	2
<b>Total: 2</b>	

The district, school and site information and personal data is for INTERNAL USE ONLY and must be kept confidential.

External use must be limited to sharing district data with that respective district only.



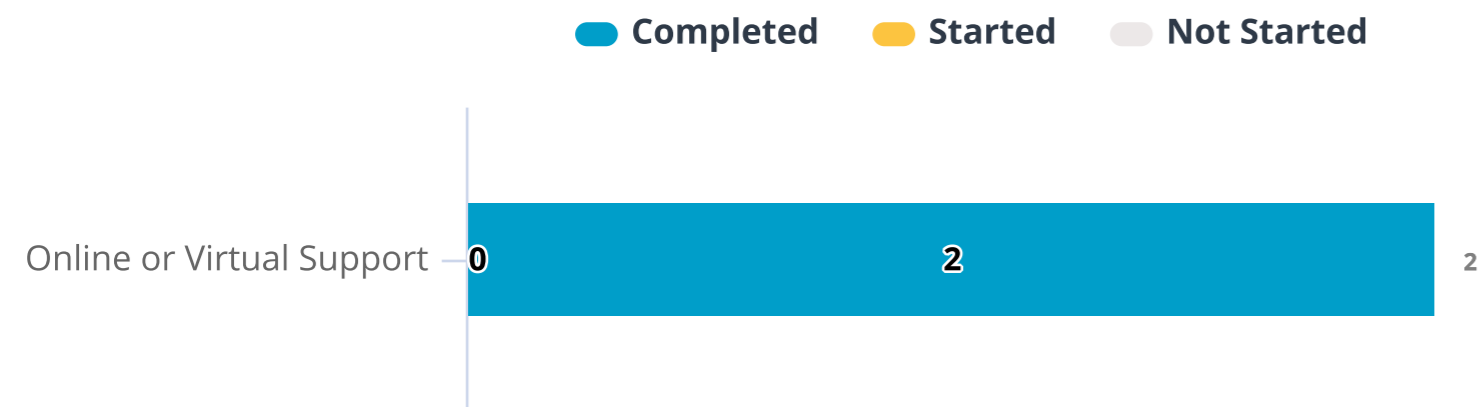
**District Dashboard**

This report provides enrollment, action plan and assessment data for schools in the selected district, for the selected program and assessment.

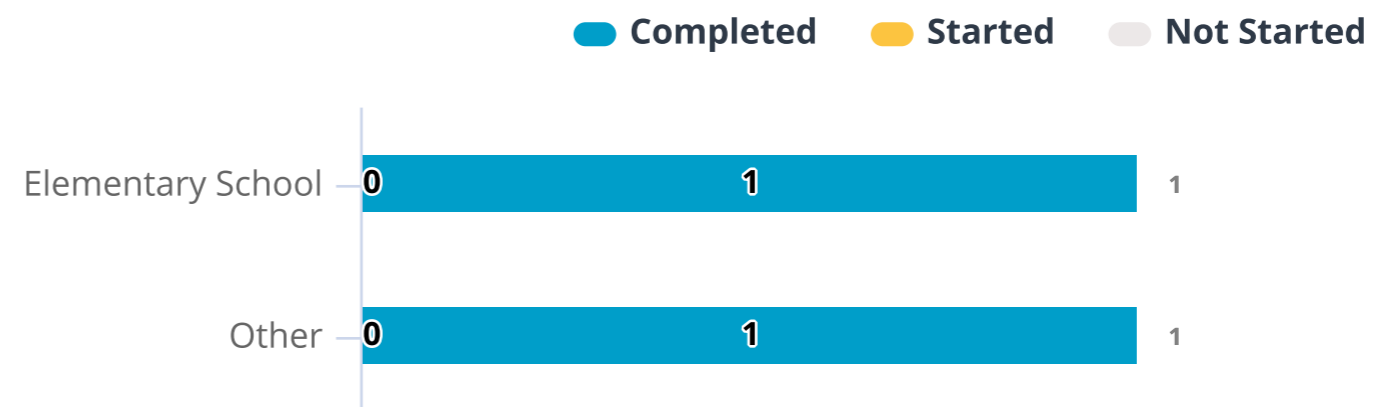
The data can be used to understand trends in work completed, identify current areas of focus, and suggests areas of opportunity for future policy and practice change efforts.

# Assessment Use

**Assessment Completion among enrolled schools, by support type**



**Assessment completion among enrolled schools, by grade level**



**Table: Assessment Completion among enrolled schools. by support type**

Support Type	Completed	Started	Not Started	Total Enrolled
Online or Virtual Su	2	0	0	2
	<b>Total: 2</b>	<b>Total: 0</b>	<b>Total: 0</b>	<b>Total: 2</b>

**Table: Assessment completion among enrolled schools, by grade level**

Grade Level	Completed	Started	Not Started	Total Enrolled
Elementary School	1	0	0	1
Other	1	0	0	1
	<b>Total: 2</b>	<b>Total: 0</b>	<b>Total: 0</b>	<b>Total: 2</b>

The district, school and site information and personal data is for INTERNAL USE ONLY and must be kept confidential.

External use must be limited to sharing district data with that respective district only.



**District Dashboard**

This report provides enrollment, action plan and assessment data for schools in the selected district, for the selected program and assessment.

The data can be used to understand trends in work completed, identify current areas of focus, and suggests areas of opportunity for future policy and practice change efforts.

**Worked on Assessment since selected date**

Select Date is Last 5 Years

● Worked On ● Not Worked On



Use the date filter to select a date

**Table: Worked on Assessment since selected date**

Select Date is Last 5 Years

Support Type	Worked On	Not Worked On
Online or Virtual Supp	2	0

Since date selected

## Assessment Response & Action Plan Analysis

Number of Schools in Your District That Started Assessment

2

Number of Schools in Your State That started Assessment

1,130

Number of Schools in the Nation That started Assessment

24,085

The district, school and site information and personal data is for INTERNAL USE ONLY and must be kept confidential.

External use must be limited to sharing district data with that respective district only.

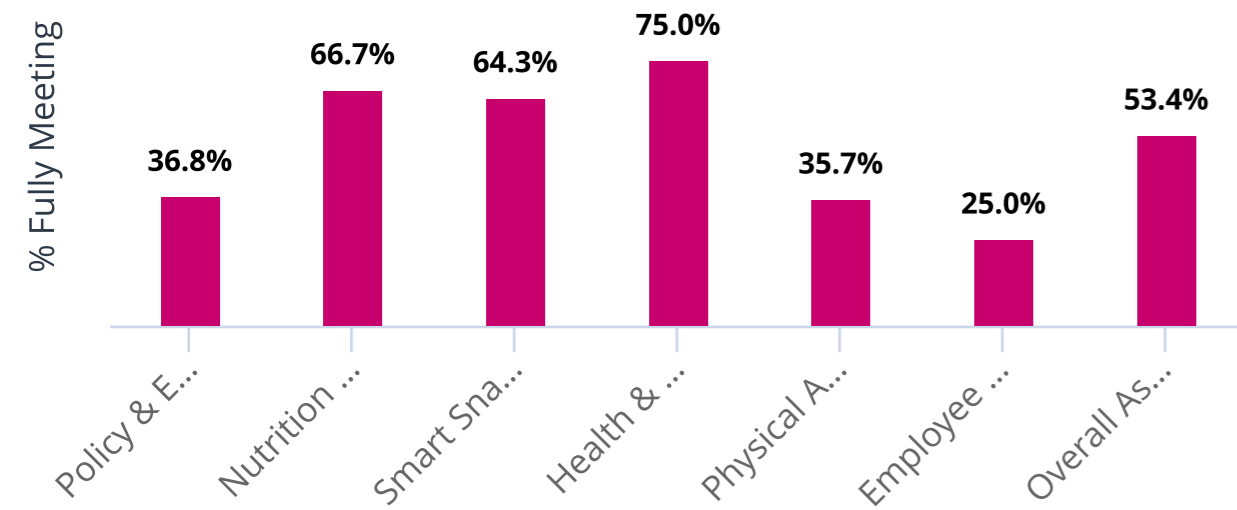


**District Dashboard**

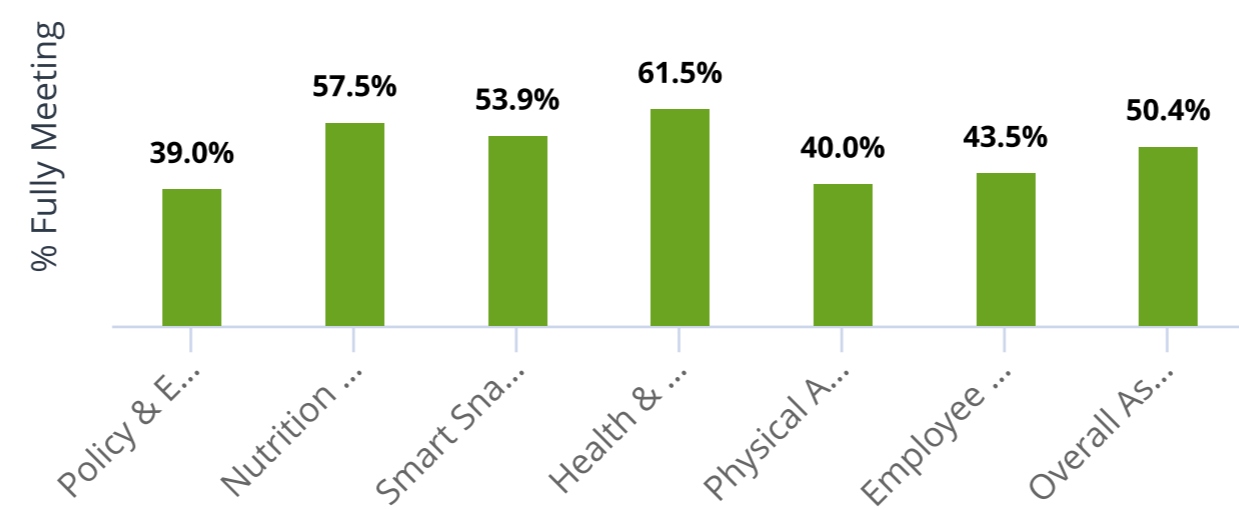
This report provides enrollment, action plan and assessment data for schools in the selected district, for the selected program and assessment.

The data can be used to understand trends in work completed, identify current areas of focus, and suggests areas of opportunity for future policy and practice change efforts.

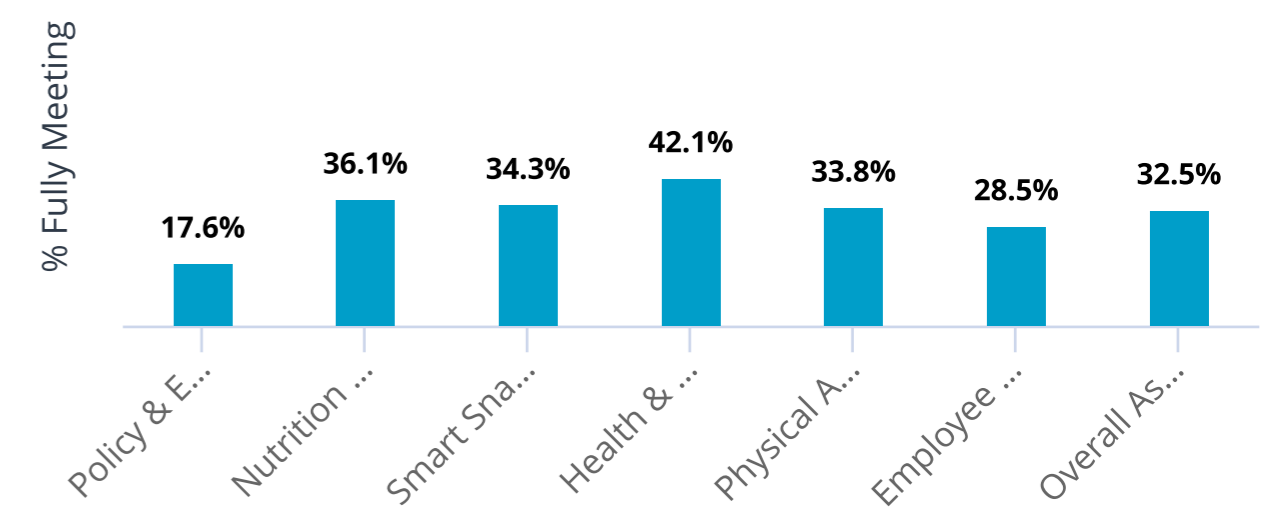
**District % Fully Meeting by Module**



**State % Fully Meeting by Module**



**Nation % Fully Meeting by Module**



*The state and nation numbers and graphs include data from the selected district*

The district, school and site information and personal data is for INTERNAL USE ONLY and must be kept confidential.

External use must be limited to sharing district data with that respective district only.

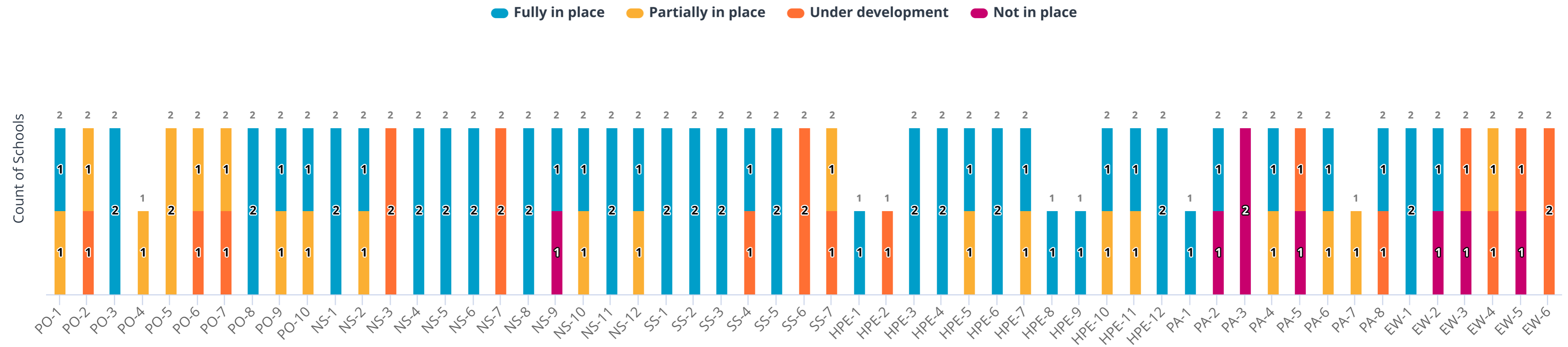


### District Dashboard

This report provides enrollment, action plan and assessment data for schools in the selected district, for the selected program and assessment.

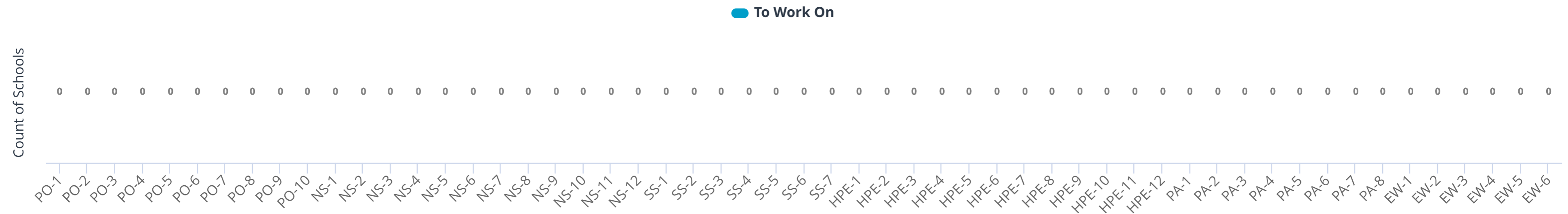
The data can be used to understand trends in work completed, identify current areas of focus, and suggests areas of opportunity for future policy and practice change efforts.

#### Assessment Responses



Some question are not applicable to all school types (elementary, middle, or high school). This will account for the difference in totals.

#### Number of Schools With the Item on Their Action Plan



The Action Plan information reflects items from the assessment selected above.

The Action Plan is a tool to help enrolled schools manage tasks related to school health initiatives. Each school has one Action Plan, which can include items from any assessment.

The district, school and site information and personal data is for INTERNAL USE ONLY and must be kept confidential.

External use must be limited to sharing district data with that respective district only.



**District Dashboard**

This report provides enrollment, action plan and assessment data for schools in the selected district, for the selected program and assessment.

The data can be used to understand trends in work completed, identify current areas of focus, and suggests areas of opportunity for future policy and practice change efforts.

**0 School(s) with at least one item from the selected assessment in "This Year's Goals" on their Action Plan.**

**Responses from enrolled schools in District**

Question	Question Description	Fully in place (Count of Schools, % of	Partially in place (Count of	Under development (Count	Not in place (Count of Schools,
PO-1	Representative school health committee or team	1, 50%	1, 50%		
PO-2	Written school health and safety policies		1, 50%	1, 50%	
PO-3	Local school wellness policy	2, 100%			
PO-4	School's start times		1, 100%		
PO-5	Health services provided by a full-time school nurse		2, 100%		
PO-6	Counseling, psychological, and social services provided by a full-time counselor		1, 50%	1, 50%	
PO-7	Parenting strategies		1, 50%	1, 50%	
PO-8	Family engagement in school decision making	2, 100%			
PO-9	Community involvement in school health initiatives	1, 50%	1, 50%		
PO-10	Out-of-school programs	1, 50%	1, 50%		
NS-1	Breakfast and lunch programs	2, 100%			
NS-2	School breakfast	1, 50%	1, 50%		
NS-3	School lunch			2, 100%	
NS-4	Variety of offerings in school meals	2, 100%			
NS-5	Promote healthy food and beverage choices and school meals using marketing	2, 100%			

For each response, shows # of schools, % of total schools.

The district, school and site information and personal data is for INTERNAL USE ONLY and must be kept confidential.

External use must be limited to sharing district data with that respective district only.

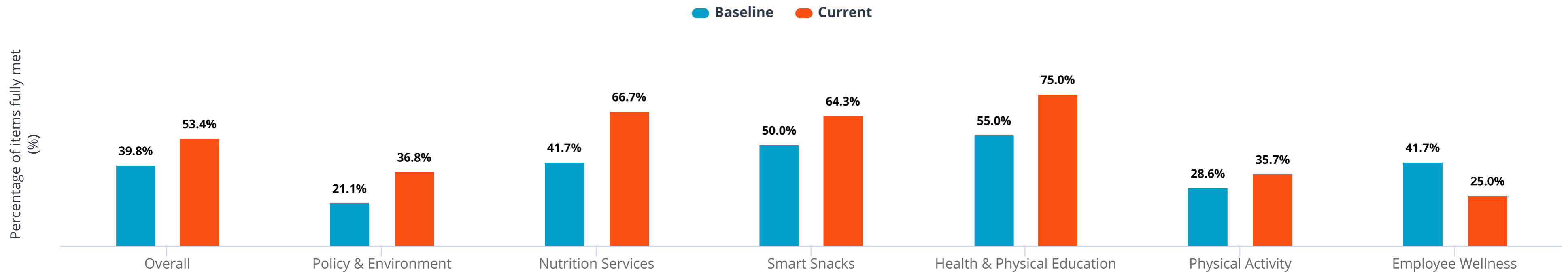


**District Dashboard**

This report provides enrollment, action plan and assessment data for schools in the selected district, for the selected program and assessment.

The data can be used to understand trends in work completed, identify current areas of focus, and suggests areas of opportunity for future policy and practice change efforts.

**Average percent of assessment items fully implemented per school in your district; baseline responses compared to the current responses**



Among schools that started the assessment, the number of items marked as "fully implemented" out of the number of items that could be marked "fully implemented", comparing baseline responses with current responses.

**Transfer to Download District Overview Downloads**

[View data overview](#)

The district, school and site information and personal data is for INTERNAL USE ONLY and must be kept confidential.

External use must be limited to sharing district data with that respective district only.