



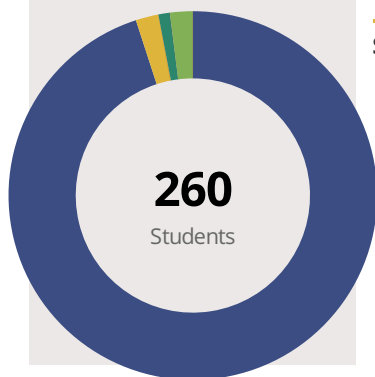
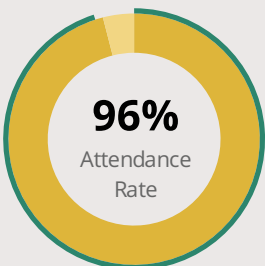
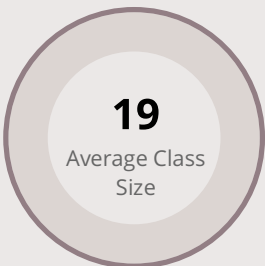
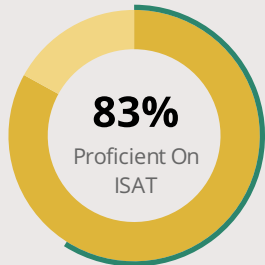
# OLYMPIA WEST ELEM SCH

302 N SCHOOL ST MINIER, IL 61759 7519 (309) 392-2671

Grades: P-5  
District: OLYMPIA CUSD 16

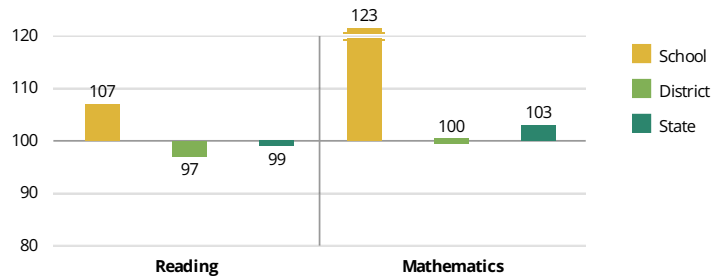
Principal: Mr. Matt Nordstrom  
Superintendent: Dr. Andrew Wise

## FAST FACTS



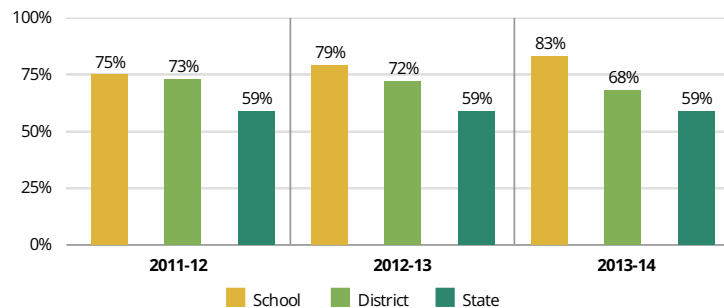
## Academic Growth

To measure the amount of academic growth a school's students demonstrate, Illinois compares students' performance on the ISAT from one year to the next. Scores over 100 indicate that students are improving relative to their grade level, for example by moving from Below Standards to Meets Standards.



## Academic Success

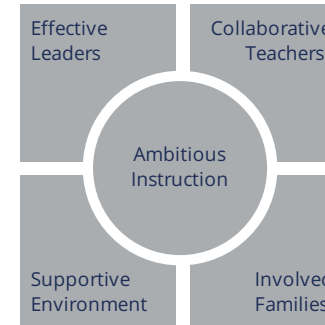
The percentage of students who meet or exceed standards on the Illinois Standards Achievement Test (ISAT).



## Student Characteristics

White	95%	Low Income	39%
Black	2%	English Learners	0%
Hispanic	0%	With Disabilities	15%
Asian	1%	Homeless	0%
American Indian	0%		
Multiracial	2%		
Pacific Islander	0%		

## School Environment



The **5Essentials Survey** allows students in grades 6-12 and all teachers to share their perspectives on essential conditions for learning. The anonymous survey consists of 5 components.

- Most implementation
- More implementation
- Average implementation
- Less implementation
- Least implementation
- Not Applicable/Low Response

### Response Rates

Students	-
Teachers	-

### Effective Leaders

Do principals and teachers implement a shared vision for success?

### Collaborative Teachers

Do teachers collaborate to promote professional growth?

### Ambitious Instruction

Are the classes challenging and engaging?

### Supportive Environment

Is the school safe, demanding, and supportive?

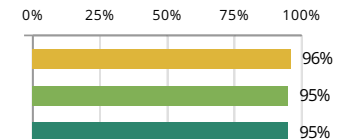
### Involved Families

Does the entire staff build strong external relationships?

## Student Attendance and Mobility

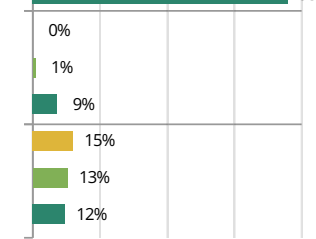
### Attendance Rate

Rate at which students are present, not including excused or unexcused absences



### Chronic Truancy Rate

Percentage of students who have been absent without valid reasons for 5% or more of regular school days



### Student Mobility

Percentage of students who transfer in or out of the school during the school year, not including graduates

School District State



# OLYMPIA WEST ELEM SCH

## School Highlights

### Academic Courses

At Olympia, the mission is to inspire, educate, and challenge each student to achieve personal success. Olympia West provides each student with the tools necessary to become lifelong learners and prepare them for the next level of education. We have high expectations for each student as they will someday become college and career ready.

### Physical Education, Health and Wellness

Physical Education Fitnessgram Program

### Other Programs and Activities

Olympia West takes pride in partnering with the community to provide students more opportunities and a well-rounded education.

### School Awards

Olympia West Elementary has met the eligibility requirements for the ExceleRate Illinois Silver Circle of Quality. ExceleRate Illinois is our state's quality rating and improvement system for early learning and development programs.

### Career Development Courses and Programs

### Athletics

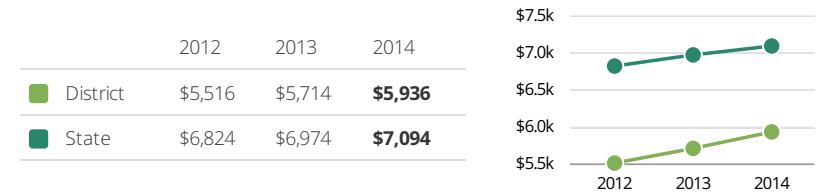
### School Personnel Resources

Paraprofessional

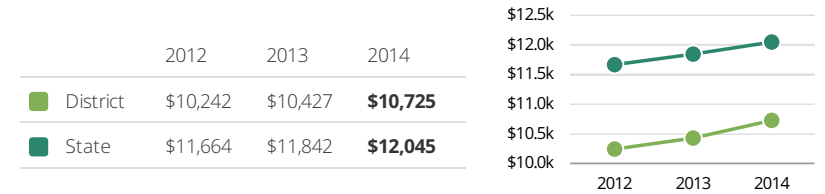
### Facilities

## District Finance

**Instructional Spending per Pupil** includes only the activities directly dealing with the teaching of students or the interaction between teachers and students.



**Operational Spending per Pupil** includes all costs for overall operations in this school's district, including Instructional Spending, but excluding summer school, adult education, capital expenditures, and long-term debt payments.



## Educator Measures

In the last six years, **2 principals** have led this school. In the last three years, an average of **92% of teachers** return to this school from one year to the next.

Measures of teacher attendance and proficiency will be added to this report in 2015.

## FOR MORE INFORMATION

Visit [IllinoisReportCard.com](http://IllinoisReportCard.com) to see additional details about each item of information for this school. There you will find charts spanning multiple years, detailed explanations, resources, more of the school's programs and activities, and powerful tools that let you dig deeper into data.

Most of this data has been collected by ISBE from school districts through data systems. Some information, such as the School Highlights, is entered directly by principals and can be updated throughout the year.