



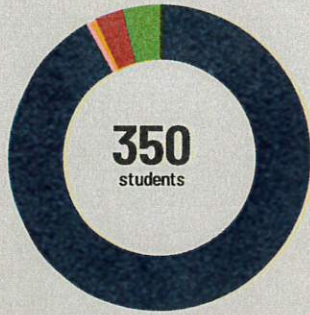
Sullivan Middle School

713 N Main St Sullivan, IL 61951 (217) 728-8381

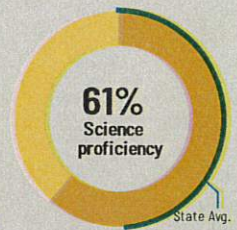
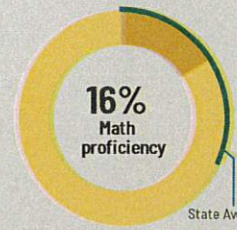
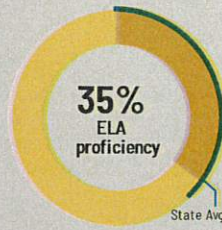
Grades: 5 - 8
District: Sullivan CUSD 300

Principal: Mr. Nathan Ogle
Superintendent: Mr. Ted Walk

Fast Facts



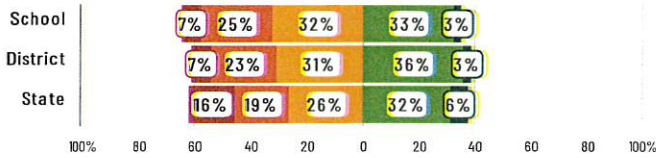
Student Characteristics	
White	93%
Black	1%
Hispanic	3%
Asian	0%
American Indian	0%
Two or More Races	4%
Pacific Islander	0%
Low Income	47%
English Learners	0%
With IEPs	10%
With Disabilities	-
Homeless	1%



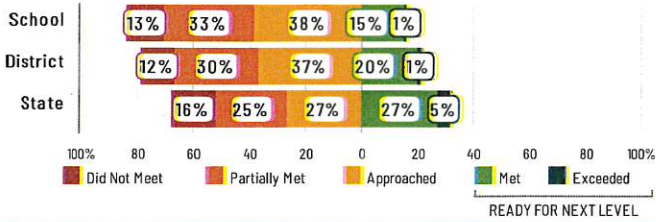
Academic Success

All Illinois students in grades 3-8 take the IAR assessment each year. High school students take the SAT in English Language Arts and Math.

English Language Arts



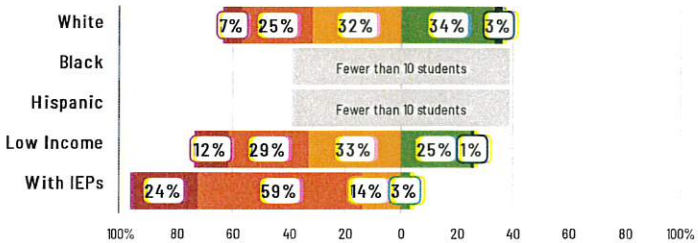
Mathematics



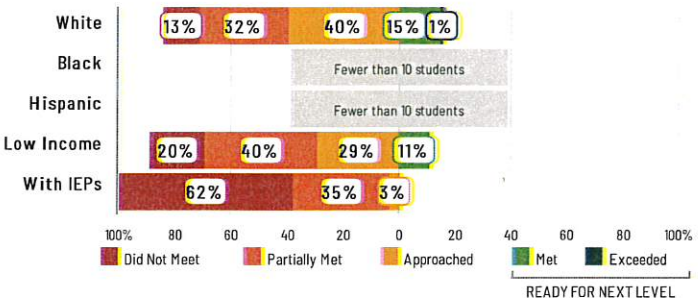
Success by Student Group

This display shows IAR ELA & Math performance levels for each student group. No data is shown for groups with fewer than 10 students.

English Language Arts



Mathematics



School Environment



The **5Essentials Survey** allows students in grades 6-12 and all teachers to share their perspectives on essential conditions for learning. The anonymous survey consists of 5 components.

- Most implementation
- More implementation
- Average implementation
- Less implementation
- Least implementation
- Not Applicable/Low Response

Response Rates

Students	87%
Teachers	79%

- More** **Effective Leaders**
Do principals and teachers implement a shared vision for success?
- More** **Collaborative Teachers**
Do teachers collaborate to promote professional growth?
- More** **Ambitious Instruction**
Are classes challenging and engaging?
- More** **Supportive Environment**
Is the school safe, demanding, and supportive?
- Average** **Involved Families**
Does the entire staff build strong external relationships?

Student Attendance and Mobility

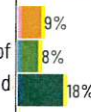
Attendance Rate

Rate at which students are present at school, not including excused or unexcused absences



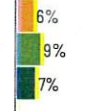
Chronic Absenteeism

Percentage of students who miss 10% or more of school days per year either with or without a valid excuse



Student Mobility

Percentage of students who transfer in or out of the school during the school year, not including graduates



Teacher Retention

Percentage of full time teachers who return to the same school year to year



0% 25 50 75 100%
School District State



Sullivan Middle School

School Highlights

Academic Courses

Engineering, Band, Show Choir, Spanish, 8th Grade Algebra, Etymology and Research

Career Development Courses and Programs

STEM Computer Technology Art

Physical Education, Health and Wellness

Health Education Courses

Athletics

Boy's Baseball, Boy's Basketball, Boy's Track & Field, Girl's Basketball, Girl's Softball, Girl's Track & Field, Girl's Volleyball

Other Programs and Activities

Family Nights, Homework Hangout, Singers Junior, Reading Clubs, Scholastic Bowl, Science Club, Yearbook Club

School Personnel Resources

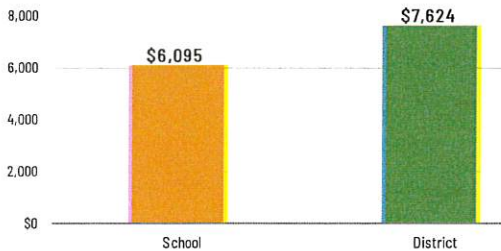
Paraprofessional, School Guidance Counselor, Special Education Teacher

School Awards

Facilities

School-Level Finance

The Every Student Succeeds Act requires LEAs to report school-level expenditure data, beginning with School Year 18-19 data. LEAs are required to report actual personnel and non-personnel expenditures of both site-specific and district centralized expenditures. Expenditures are shown at the site level and must be disaggregated by source of funds (federal vs. state/local). These data are self-reported and may differ from AFR data.



Educator Measures

This school has had **3 principal(s)** over the past 6 years. In the last three years, an average of **85% of teachers** return to this school each year.

FOR MORE INFORMATION

Visit IllinoisReportCard.com to see additional details about each item of information for this school. There you will find charts spanning multiple years, detailed explanations, resources, more of the school's programs and activities, and powerful tools that let you dig deeper into data.

Most of this data has been collected by ISBE from school districts through data systems. Some information, such as the School Highlights, is entered directly by principals and can be updated throughout the year.