

Marfa Schools
District Improvement Plan
2019-2020



Mission Statement

Marfa ISD will involve students, families, and the community to provide superior educational opportunities for lifelong learning.

Vision

MARFA ISD: ONE TEAM, ONE DREAM, EXCELLENCE EVERY DAY

Table of Contents

Marfa ISD will involve students, families, and the community to provide superior educational opportunities for lifelong learning.	2
MARFA ISD: ONE TEAM, ONE DREAM, EXCELLENCE EVERY DAY	2
Comprehensive Needs Assessment	4
Demographics	4
Student Achievement	5
Priority Problem Statements	7
Comprehensive Needs Assessment Data Documentation	8
Goals	10
Goal 1: Marfa ISD will maintain rigorous standards of academic achievement to prepare 21st century learners for graduation and post secondary success.	10
Goal 2: Marfa ISD will recruit and retain highly effective school leaders, teachers, and support staff.	13
Goal 3: Marfa ISD will work with community members to foster effective engagement with all stakeholders	15
District Improvement & Planning Committee	16
Campus Funding Summary	17

Comprehensive Needs Assessment

Revised/Approved: December 02, 2019

Demographics

Demographics Summary

Marfa ISD is 92% percent Hispanic. 72% of the student population is identified as economically disadvantaged. Marfa ISD has a ESL population of 19%.

Demographics Strengths

ESL students are outperforming the general education population in student growth.

Problem Statements Identifying Demographics Needs

Problem Statement 1: ESL Science Scores are 15% lower than non ESL students **Root Cause:** Teachers are new to the subject and move more frequently to other schools

Student Achievement

Student Achievement Summary

	2014	2015	2016	2017	2108	2019
3rd Reading	67	61	58	59	95	69
3rd Math		55	58	45	82	75
4th Writing	89	67	79	39	52	77
4th Reading	79	67	80	63	61	78
4th Math		29	83	63	61	78
5th Science	90	48	58	65	64	61
5th Reading	71	68	74	94	91	74
5th Math		55	79	81	82	78
6th Reading	45	73	79	76	76	78
6th Math		68	63	41	52	78
7th Writing	55	36	71	68	89	66
7th Reading	65	63	75	73	74	89
7th Math		44	54	68	68	59
8th Science	63	48	54	54	75	69
8th Reading	69	70	79	79	76	86
8th Social Stud	44	26	21	32	35	76
8th Math		30	67	67	67	85
	2014	2015	2016	2017	2018	2019
English 1	N/A	50	54	31	61	53
English 2	N/A	50	62	55	63	70
Alg	63	54	69	65	89	87
US History	100	80	81	88	91	100
Bio	93	89	76	68	76	79

Student Achievement Strengths

ELA scores have increased each of the past four years.

Writing scores have increased the past 2 years

Problem Statements Identifying Student Achievement Needs

Problem Statement 1: Math Scores are 15% lower than ELA **Root Cause:** District has focused on ELA the past three years

Priority Problem Statements

Comprehensive Needs Assessment Data Documentation

The following data were used to verify the comprehensive needs assessment analysis:

Improvement Planning Data

- Campus Performance Objectives Summative Review from previous year
- Current and/or prior year(s) campus and/or district improvement plans
- Campus and/or district planning and decision making committee(s) meeting data

Accountability Data

- Texas Academic Performance Report (TAPR) data
- Student Achievement Domain
- Student Progress Domain
- Closing the Gaps Domain
- Effective Schools Framework data
- Comprehensive, Targeted, and/or Additional Targeted Support Identification data
- Accountability Distinction Designations
- Federal Report Card Data

Student Data: Assessments

- State and federally required assessment information (e.g. curriculum, eligibility, format, standards, accommodations, TEA information)
- State of Texas Assessments of Academic Readiness (STAAR) current and longitudinal results, including all versions
- STAAR End-of-Course current and longitudinal results, including all versions
- STAAR Released Test Questions
- STAAR EL Progress Measure data
- Texas English Language Proficiency Assessment System (TELPAS) results
- Texas Primary Reading Inventory (TPRI), Tejas LEE, or other alternate early reading assessment results
- Postsecondary college, career or military-ready graduates including enlisting in U. S. armed services, earning an industry based certification, earning an associate degree, graduating with completed IEP and workforce readiness
- Advanced Placement (AP) and/or International Baccalaureate (IB) assessment data
- SAT and/or ACT assessment data
- PSAT and/or ASPIRE
- Student Success Initiative (SSI) data for Grades 5 and 8
- Local diagnostic reading assessment data
- SSI: Istation Indicators of Progress (ISIP) accelerated reading assessment data for Grades 3-5 (TEA approved statewide license)

- SSI: Compass Learning accelerated reading assessment data for Grades 6-8 (TEA approved statewide license)

Goals

Goal 1: Marfa ISD will maintain rigorous standards of academic achievement to prepare 21st century learners for graduation and post secondary success.

Performance Objective 1: Improve 4, 7 and EOC 1 Writing scores by 10%

Evaluation Data Source(s) 1: CBS, STAAR, EOC

Summative Evaluation 1: Some progress made toward meeting Performance Objective

Next Year's Recommendation 1: Continue to work on this area with a focus on EOC

Strategy Description	ELEMENTS	Monitor	Strategy's Expected Result/Impact	Reviews			
				Formative			Summative
				Oct	Jan	Mar	June
1) Writing Wednesday Writing Across the Curriculum	2.4, 2.5, 2.6						
Funding Sources: 199 - Local - 0.00, 211 - Title I - 0.00, 199 - State Comp Ed. - 0.00							
2) Project Based Learning Professional Development	2.4, 2.5, 2.6	Admin Team	Improvement in scores and writing				
3) Region 18 ELA workshops	2.4, 2.5	Admin Team					
= Accomplished = Continue/Modify = No Progress = Discontinue							

Goal 1: Marfa ISD will maintain rigorous standards of academic achievement to prepare 21st century learners for graduation and post secondary success.

Performance Objective 2: Maintain 8th grade math at 85% with all 7th and 8th grade students taking 8th grade STAAR

Evaluation Data Source(s) 2: I station, Benchmarks and STAAR

Summative Evaluation 2:

Strategy Description	ELEMENTS	Monitor	Strategy's Expected Result/Impact	Reviews			
				Formative			Summative
				Oct	Jan	Mar	June
1) In and after school tutoring STAAR Master	2.4, 2.5, 2.6						
2) Interventionist	2.4, 2.5, 2.6, 3.2	Adming	Improvement in STAAR				
Funding Sources: 199 - Local - 0.00, 211 - Title I - 0.00							
3) STAAR Master	2.4, 2.5, 2.6	Teachers					
Funding Sources: 211 - Title I - 0.00							
= Accomplished = Continue/Modify = No Progress = Discontinue							

Goal 1: Marfa ISD will maintain rigorous standards of academic achievement to prepare 21st century learners for graduation and post secondary success.

Performance Objective 3: Fifth grade science will improve fro 61% to 70% passing on 2020 STAAR

Evaluation Data Source(s) 3: benchmarks, staar

Summative Evaluation 3:

Goal 2: Marfa ISD will recruit and retain highly effective school leaders, teachers, and support staff.

Performance Objective 1: Administration has weekly, monthly and quarterly meetings. PLC

Evaluation Data Source(s) 1: Surveys, conferences, sign in sheets

Summative Evaluation 1: Some progress made toward meeting Performance Objective







Strategy Description	ELEMENTS	Monitor	Strategy's Expected Result/Impact	Reviews			
				Formative			Summative
				Oct	Jan	Mar	June
1) Weekly Staff meeting T-Tess Data Meeting Board meeting	2.4, 2.5, 2.6						
Funding Sources: 199 - Local - 0.00, 211 - Title I - 0.00							
= Accomplished = Continue/Modify = No Progress = Discontinue							

Goal 2: Marfa ISD will recruit and retain highly effective school leaders, teachers, and support staff.

Performance Objective 2: Staff attend monthly board meetings.

Evaluation Data Source(s) 2: PLC notes, surveys, teacher attendance

Summative Evaluation 2: Some progress made toward meeting Performance Objective

Strategy Description	ELEMENTS	Monitor	Strategy's Expected Result/Impact	Reviews			
				Formative			Summative
				Oct	Jan	Mar	June
1) Teacher of the month	2.4						
 = Accomplished  = Continue/Modify  = No Progress  = Discontinue							

Goal 3: Marfa ISD will work with community members to foster effective engagement with all stakeholders

Performance Objective 1: Student and community engagement continues to provide additional educational activities

Evaluation Data Source(s) 1: surveys, activity counts, open house, parent night

Summative Evaluation 1: Some progress made toward meeting Performance Objective

Next Year's Recommendation 1: Continue to work to add other community programs to the school's regular activities

Strategy Description	ELEMENTS	Monitor	Strategy's Expected Result/Impact	Reviews			
				Formative			Summative
				Oct	Jan	Mar	June
1) Community will work with school Summer Shake Up	2.4, 2.5, 2.6, 3.1						
Funding Sources: 199 - Local - 0.00, 199 - Private Grants - 0.00							
= Accomplished = Continue/Modify = No Progress = Discontinue							

District Improvement & Planning Committee

Committee Role	Name	Position
Administrator	Amy White	
District-level Professional	Oscar Aguero	
Classroom Teacher	Cheri Aguero	
Community Representative	Joe Williams	
Classroom Teacher	Sheri Eppenaar	
Parent	Brenda Bentley	
Parent	Meghan Gerety	
Administrator	John Sherrill	
Classroom Teacher	Janet Enriquez	
Classroom Teacher	Jose Salgado	
District-level Professional	Sara White	
Business Representative	Chip Love	

Campus Funding Summary

199 - Local					
Goal	Objective	Strategy	Resources Needed	Account Code	Amount
1	1	1			\$0.00
1	2	2			\$0.00
2	1	1			\$0.00
3	1	1			\$0.00
Sub-Total					\$0.00
211 - Title I					
Goal	Objective	Strategy	Resources Needed	Account Code	Amount
1	1	1			\$0.00
1	2	2			\$0.00
1	2	3			\$0.00
2	1	1			\$0.00
Sub-Total					\$0.00
199 - State Comp Ed.					
Goal	Objective	Strategy	Resources Needed	Account Code	Amount
1	1	1			\$0.00
Sub-Total					\$0.00
199 - Private Grants					
Goal	Objective	Strategy	Resources Needed	Account Code	Amount
3	1	1			\$0.00
Sub-Total					\$0.00
Grand Total					\$0.00