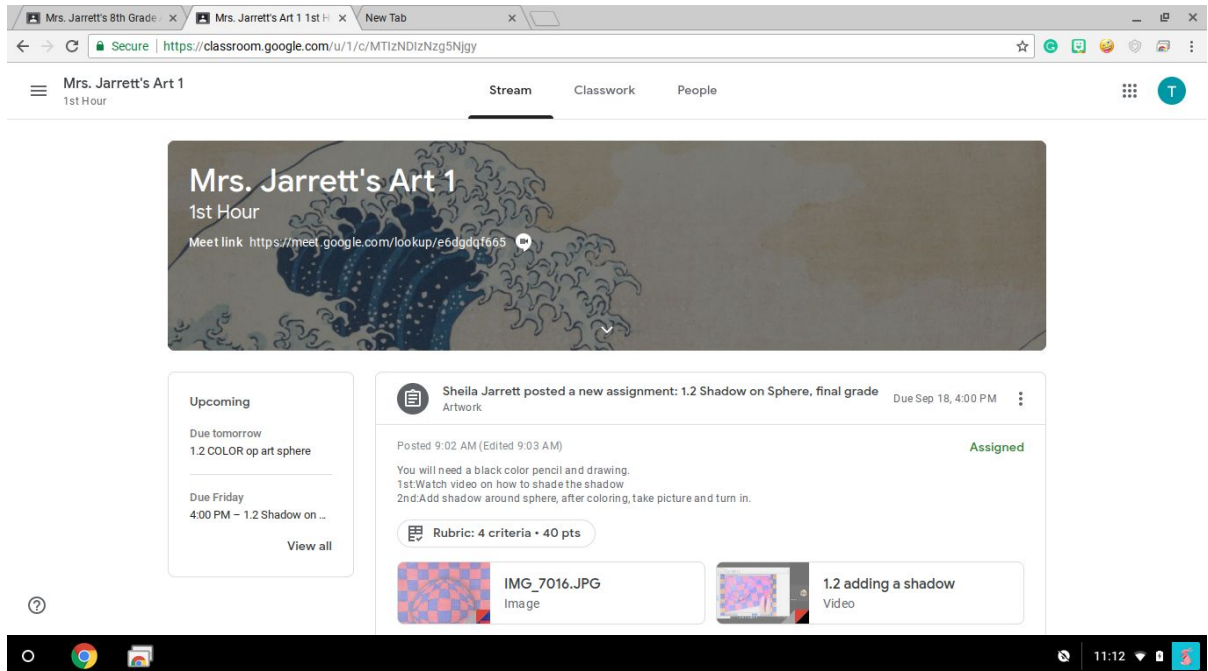


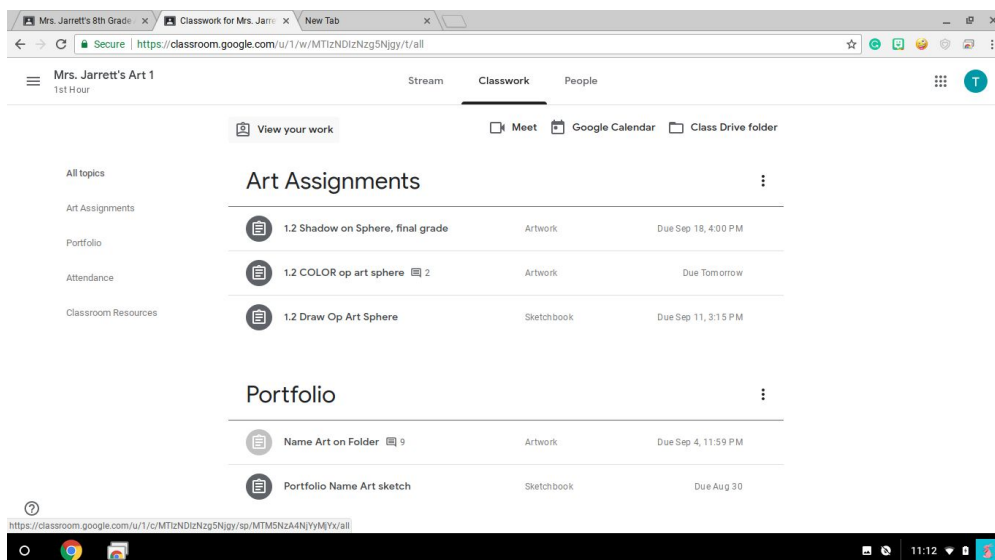
How to Check Grades and Missing Work

Parents: This is the view your child will see when they log in. You can have them log in and show you if you would like to see, or you can log in with their information.

- When you click on a class it takes you to the Stream. This shows announcements, when and what assignments are due, and class comments. Various teachers may use the stream for different purposes.

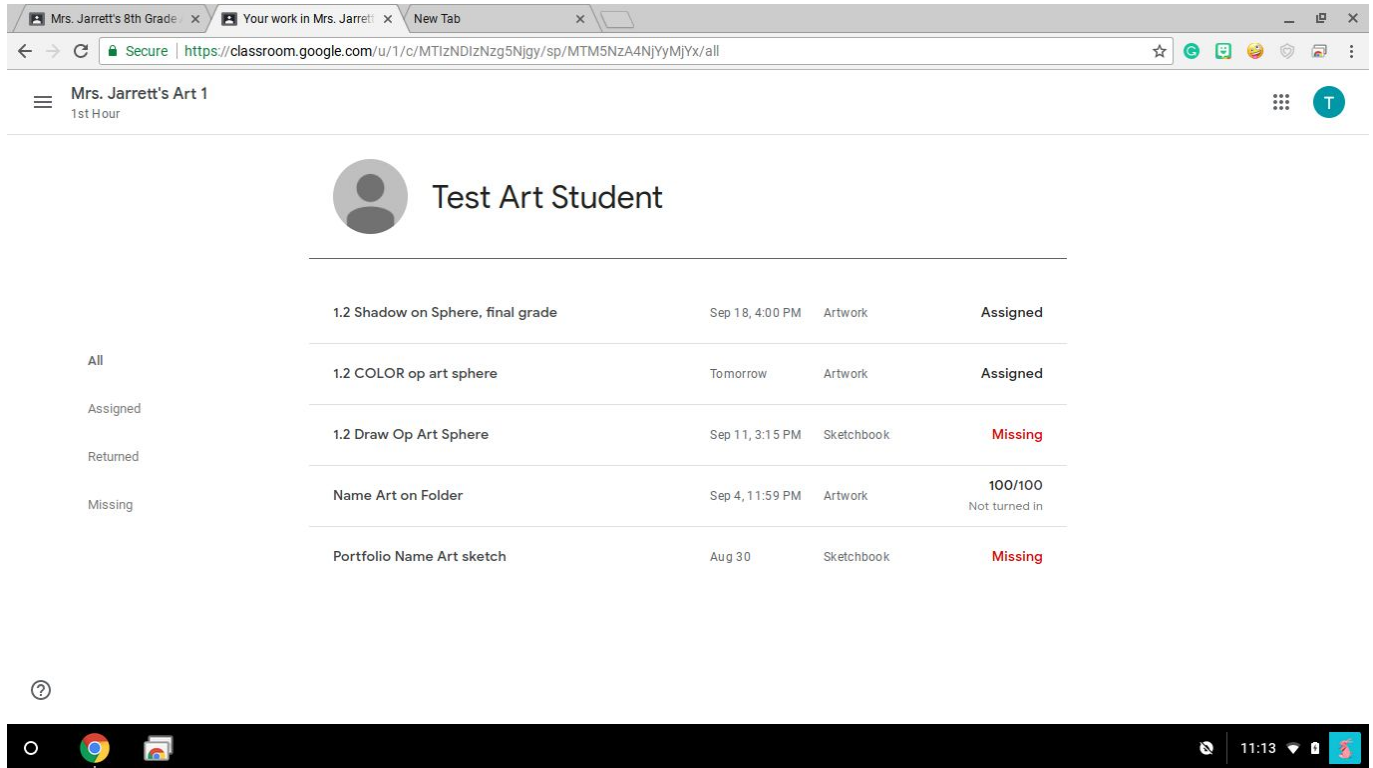


- You can click on the Classwork tab on the top to see all assignments and materials. They will most likely be organized by Topics that the teacher has set up.



How to Check Grades and Missing Work


- In Classwork: On the top left there is a “View your work” tab, when you click it you see a summary of your assignments. It shows what is missing, and what grade you have for work that is turned in. **This grade is what the teacher has put into the Google Classroom Application, which is separate from our official grading system (Wengage). It is possible that late work, in class only assignments, etc. may not show up here. For a full picture of your child’s grade, you must access Wengage.**



Your official grade (which is used for your report cards, eligibility, etc.) can be accessed through Wengage.

- You must have a login to access this. Parents and students alike are encouraged to have a login. If you do not have one, you need to email Linda Scott to request yours (lscott@westville.k12.ok.us)
- Go to the school website (www.westville.k12.ok.us)
- Click on Menu, then Gradebook Login, and you will see this screen

How to Check Grades and Missing Work



- Here, you will put in your login information. You will be able to see all current grades from each of you or your child's classes.

If you have any questions about your child's grade, we encourage you to email their teacher. They are happy to help!