


## COVID-19 STAFF INFORMATION

School	New Cases For Today	Active Cases	Recovered	Current Quarantine Contacts	Total Positives (Beginning August 25th)	Deaths
Blaine Elementary/Middle	0	0	0	0	0	0
Fallsburg Elementary/Middle	0	0	0	0	0	0
Louisa West Elementary	0	0	0	0	0	0
Louisa East Elementary	0	0	0	0	0	0
Louisa Middle	0	0	0	0	0	0
Lawrence County High	0	0	1	0	1	0
District Level	0	0	0	0	0	0



## Current Incidence Rate IN LAWRENCE COUNTY

4.7

ON TRACK - (0-1)  
COMMUNITY SPREAD - (>1 - 10)  
ACCELERATED SPREAD (>10 - 25)  
CRITICAL (>25)

Average daily cases per 100,000 population based on previous seven days

<https://kygeonet.maps.arcgis.com/apps/opsdashboard/index.html#/543ac64bc40445918cf8bc34dc40e334>

# LAWRENCE COUNTY SCHOOLS COVID-19 DAILY DASHBOARDS

## SEPTEMBER 25, 2020 – 4:45 PM

### COVID-19 STUDENT INFORMATION Option 1: ALL IN @ School


School	New Cases For Today	Active Cases	Recovered	Total Positives (Beginning August 25th)	Quarantine
Blaine Elementary/Middle	0	0	0	0	0
Fallsburg Elementary/Middle	0	0	0	0	0
Louisa West Elementary	0	0	0	0	0
Louisa East Elementary	0	0	0	0	2
Louisa Middle	0	0	0	0	0
Lawrence County High	0	0	0	0	0

### COVID-19 STUDENT INFORMATION Option 2/3: ALL IN @ Home / @ LC Virtual

School	New Cases For Today	Active Cases	Recovered	Total Positives (Beginning August 25th)	Quarantine
Blaine Elementary/Middle	0	0	0	0	0
Fallsburg Elementary/Middle	0	0	0	0	0
Louisa West Elementary	0	0	0	0	0
Louisa East Elementary	0	0	0	0	0
Louisa Middle	0	0	0	0	0
Lawrence County High	0	0	1	1	0

## COVID-19 STAFF INFORMATION

School	New Cases For Today	Active Cases	Recovered	Current Quarantine Contacts	Total Positives (Beginning August 25th)	Deaths
Blaine Elementary/Middle	0	0	0	0	0	0
Fallsburg Elementary/Middle	0	0	0	0	0	0
Louisa West Elementary	0	0	0	0	0	0
Louisa East Elementary	0	0	0	0	0	0
Louisa Middle	0	0	0	0	0	0
Lawrence County High	0	0	1	0	1	0
District Level	0	0	0	0	0	0



## Current Incidence Rate IN LAWRENCE COUNTY

4.7

ON TRACK - (0-1)  
COMMUNITY SPREAD - (>1 - 10)  
ACCELERATED SPREAD (>10 - 25)  
CRITICAL (>25)

Average daily cases per 100,000 population based on previous seven days

<https://kygeonet.maps.arcgis.com/apps/opsdashboard/index.html#/543ac64bc40445918cf8bc34dc40e334>

# LAWRENCE COUNTY SCHOOLS COVID-19 DAILY DASHBOARDS

## SEPTEMBER 24, 2020 – 4:15 PM

### COVID-19 STUDENT INFORMATION Option 1: ALL IN @ School

School	New Cases For Today	Active Cases	Recovered	Total Positives (Beginning August 25th)	Quarantine
Blaine Elementary/Middle	0	0	0	0	0
Fallsburg Elementary/Middle	0	0	0	0	0
Louisa West Elementary	0	0	0	0	0
Louisa East Elementary	0	0	0	0	2
Louisa Middle	0	0	0	0	0
Lawrence County High	0	0	0	0	0


### COVID-19 STUDENT INFORMATION Option 2/3: ALL IN @ Home / @ LC Virtual

School	New Cases For Today	Active Cases	Recovered	Total Positives (Beginning August 25th)	Quarantine
Blaine Elementary/Middle	0	0	0	0	0
Fallsburg Elementary/Middle	0	0	0	0	0
Louisa West Elementary	0	0	0	0	0
Louisa East Elementary	0	0	0	0	0
Louisa Middle	0	0	0	0	0
Lawrence County High	0	0	1	1	0



## COVID-19 STAFF INFORMATION

School	New Cases For Today	Active Cases	Recovered	Current Quarantine Contacts	Total Positives (Beginning August 25th)	Deaths
Blaine Elementary/Middle	0	0	0	0	0	0
Fallsburg Elementary/Middle	0	0	0	0	0	0
Louisa West Elementary	0	0	0	0	0	0
Louisa East Elementary	0	0	0	0	0	0
Louisa Middle	0	0	0	0	0	0
Lawrence County High	0	0	1	0	1	0
District Level	0	0	0	0	0	0



## Current Incidence Rate IN LAWRENCE COUNTY

3.7

ON TRACK - (0-1)  
COMMUNITY SPREAD - (>1 - 10)  
ACCELERATED SPREAD (>10 - 25)  
CRITICAL (>25)

Average daily cases per 100,000 population based on previous seven days

<https://kygeonet.maps.arcgis.com/apps/opsdashboard/index.html#/543ac64bc40445918cf8bc34dc40e334>

# LAWRENCE COUNTY SCHOOLS COVID-19 DAILY DASHBOARDS

## SEPTEMBER 23, 2020 – 5:45 PM

### COVID-19 STUDENT INFORMATION Option 1: ALL IN @ School


School	New Cases For Today	Active Cases	Recovered	Total Positives (Beginning August 25th)	Quarantine
Blaine Elementary/Middle	0	0	0	0	0
Fallsburg Elementary/Middle	0	0	0	0	0
Louisa West Elementary	0	0	0	0	0
Louisa East Elementary	0	0	0	0	2
Louisa Middle	0	0	0	0	0
Lawrence County High	0	0	0	0	0

### COVID-19 STUDENT INFORMATION Option 2/3: ALL IN @ Home / @ LC Virtual

School	New Cases For Today	Active Cases	Recovered	Total Positives (Beginning August 25th)	Quarantine
Blaine Elementary/Middle	0	0	0	0	0
Fallsburg Elementary/Middle	0	0	0	0	0
Louisa West Elementary	0	0	0	0	0
Louisa East Elementary	0	0	0	0	0
Louisa Middle	0	0	0	0	0
Lawrence County High	0	0	1	1	0

## COVID-19 STAFF INFORMATION

School	New Cases For Today	Active Cases	Recovered	Current Quarantine Contacts	Total Positives (Beginning August 25th)	Deaths
Blaine Elementary/Middle	0	0	0	0	0	0
Fallsburg Elementary/Middle	0	0	0	0	0	0
Louisa West Elementary	0	0	0	0	0	0
Louisa East Elementary	0	0	0	0	0	0
Louisa Middle	0	0	0	0	0	0
Lawrence County High	0	0	1	0	1	0
District Level	0	0	0	0	0	0



## Current Incidence Rate IN LAWRENCE COUNTY

3.7

ON TRACK - (0-1)  
COMMUNITY SPREAD - (>1 - 10)  
ACCELERATED SPREAD (>10 - 25)  
CRITICAL (>25)

Average daily cases per 100,000 population based on previous seven days

<https://kygeonet.maps.arcgis.com/apps/opsdashboard/index.html#/543ac64bc40445918cf8bc34dc40e334>

# LAWRENCE COUNTY SCHOOLS COVID-19 DAILY DASHBOARDS

## SEPTEMBER 22, 2020 – 3:45 PM

### COVID-19 STUDENT INFORMATION Option 1: ALL IN @ School


School	New Cases For Today	Active Cases	Recovered	Total Positives (Beginning August 25th)	Quarantine
Blaine Elementary/Middle	0	0	0	0	0
Fallsburg Elementary/Middle	0	0	0	0	0
Louisa West Elementary	0	0	0	0	0
Louisa East Elementary	0	0	0	0	2
Louisa Middle	0	0	0	0	0
Lawrence County High	0	0	0	0	0

### COVID-19 STUDENT INFORMATION Option 2/3: ALL IN @ Home / @ LC Virtual

School	New Cases For Today	Active Cases	Recovered	Total Positives (Beginning August 25th)	Quarantine
Blaine Elementary/Middle	0	0	0	0	0
Fallsburg Elementary/Middle	0	0	0	0	0
Louisa West Elementary	0	0	0	0	0
Louisa East Elementary	0	0	0	0	0
Louisa Middle	0	0	0	0	0
Lawrence County High	0	0	1	1	0

## COVID-19 STAFF INFORMATION

School	New Cases For Today	Active Cases	Recovered	Current Quarantine Contacts	Total Positives (Beginning August 25th)	Deaths
Blaine Elementary/Middle	0	0	0	0	0	0
Fallsburg Elementary/Middle	0	0	0	0	0	0
Louisa West Elementary	0	0	0	0	0	0
Louisa East Elementary	0	0	0	0	0	0
Louisa Middle	0	0	0	0	0	0
Lawrence County High	0	0	1	0	1	0
District Level	0	0	0	0	0	0



## Current Incidence Rate IN LAWRENCE COUNTY

3.7

ON TRACK - (0-1)  
COMMUNITY SPREAD - (>1 - 10)  
ACCELERATED SPREAD (>10 - 25)  
CRITICAL (>25)

Average daily cases per 100,000 population based on previous seven days

<https://kygeonet.maps.arcgis.com/apps/opsdashboard/index.html#/543ac64bc40445918cf8bc34dc40e334>

# LAWRENCE COUNTY SCHOOLS COVID-19 DAILY DASHBOARDS

## SEPTEMBER 21, 2020

### COVID-19 STUDENT INFORMATION Option 1: ALL IN @ School

School	New Cases For Today	Active Cases	Recovered	Total Positives (Beginning August 25th)	Quarantine
Blaine Elementary/Middle	0	0	0	0	0
Fallsburg Elementary/Middle	0	0	0	0	0
Louisa West Elementary	0	0	0	0	0
Louisa East Elementary	0	0	0	0	2
Louisa Middle	0	0	0	0	0
Lawrence County High	0	0	0	0	0

### COVID-19 STUDENT INFORMATION Option 2/3: ALL IN @ Home / @ LC Virtual

School	New Cases For Today	Active Cases	Recovered	Total Positives (Beginning August 25th)	Quarantine
Blaine Elementary/Middle	0	0	0	0	0
Fallsburg Elementary/Middle	0	0	0	0	0
Louisa West Elementary	0	0	0	0	0
Louisa East Elementary	0	0	0	0	0
Louisa Middle	0	0	0	0	0
Lawrence County High	0	0	1	1	0