

1 OVERALL PLAN - LEVEL 1
SD-01 1" = 40'-0"

- indicates building additions
- indicates existing building to be renovated (Anticipated Summer 2021, Summer 2022, pending final phasing)
- indicates new
- indicates existing to remain

*Final square footages to be determined upon further design development. Plans subject to change to accommodate budget and constructability.

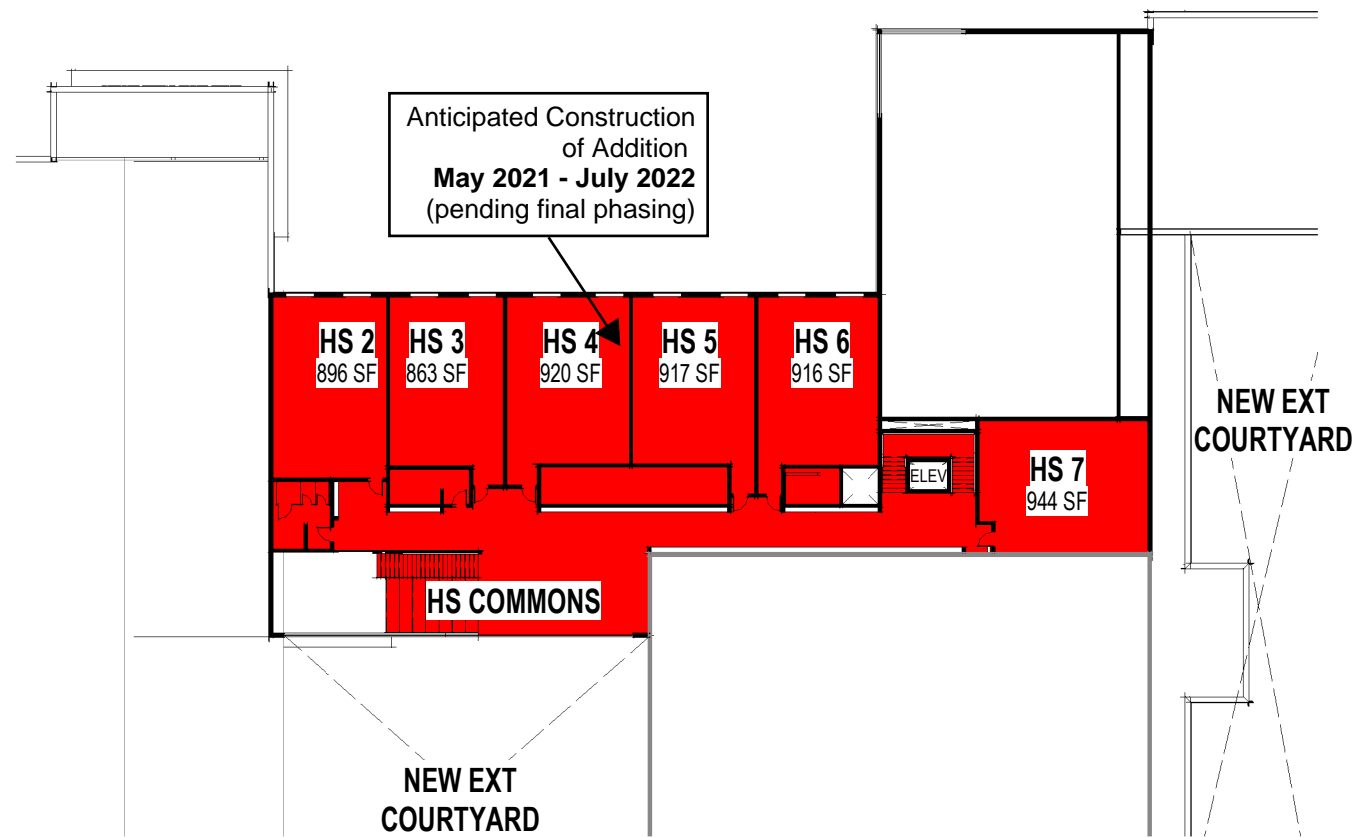
Two-Story - Level 1 Floor Plans

TFPS - SD

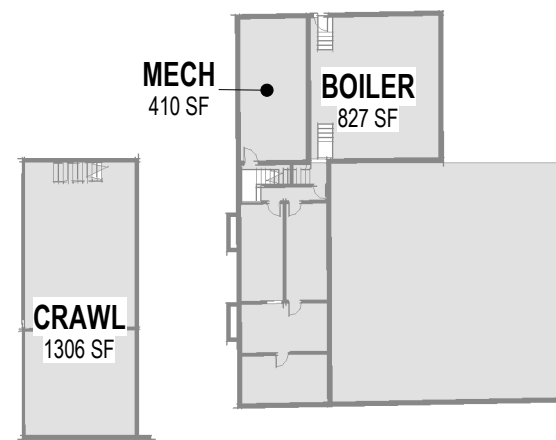
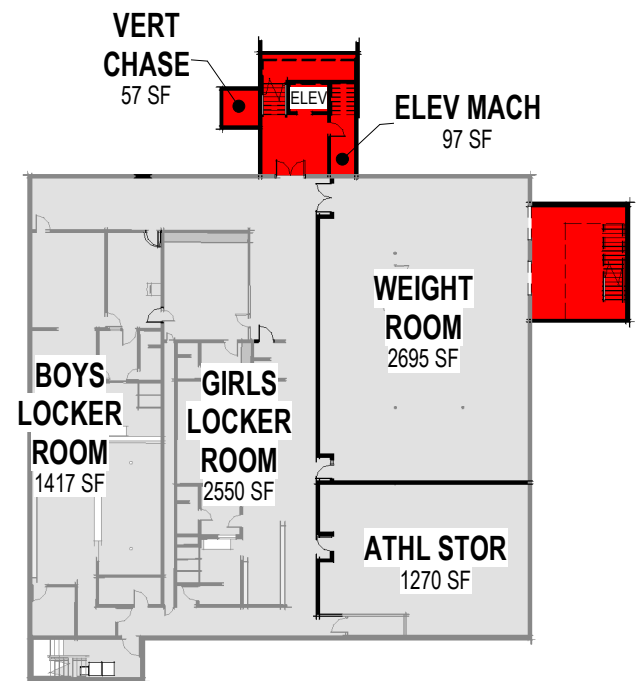
September 17, 2020

SD-01





1 OVERALL PLAN - LEVEL 2
SD-02 1" = 40'-0"



2 OVERALL PLAN - LEVEL 0
SD-02 1" = 40'-0"

- indicates building additions
- indicates existing building to be renovated (Anticipated Summer 2021, Summer 2022, pending final phasing)
- indicates new
- indicates existing to remain

*Final square footages to be determined upon further design development. Plans subject to change to accommodate budget and constructability.

Basement and Level 2 Floor Plans

TFPS - SD

September 17, 2020

SD-02

