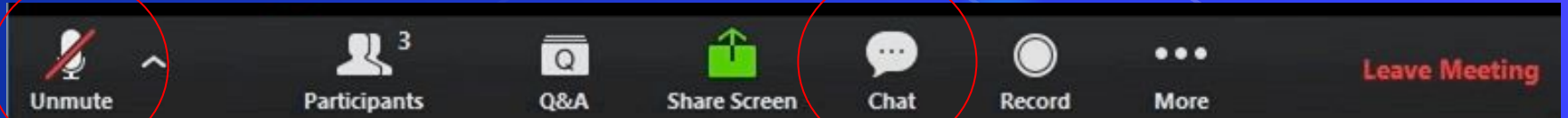


High School Parent Zoom Call

Welcome to ZOOM Conferencing

- **Please keep yourself muted.**
- PLEASE use the “Chat” at the bottom of your screen to ask questions!

We definitely want to hear from you!



Today's Goal

Provide parents of students at JFK, WHS and CHS an understanding of technology tools being used during Distance Learning

TECHNOLOGY FAQ PAGE

Daily Schedule

Monday - Thursday		
Block 1 Office Hours	7:30 AM	7:50 AM
Block 2 Office Hours	7:55 AM	8:15 AM
Block 3 Office Hours	8:20 AM	8:40 AM
Block 4 Office Hours	8:45 AM	9:05 AM
 		
Block 1	9:20 AM	10:20 AM
Block 2	10:35 AM	11:35 AM
Lunch	11:35 AM	12:05 PM
Block 3	12:05 PM	1:05 PM
Block 4	1:20 PM	2:20 PM
 		
Friday		
Block 1 Office Hours	7:30 AM	7:50 AM
Block 2 Office Hours	7:55 AM	8:15 AM
Block 3 Office Hours	8:20 AM	8:40 AM
Block 4 Office Hours	8:45 AM	9:05 AM

Distance Learning Programs Breakdown

Courtney Murgittroyd & Brian O'Halloran




Google Apps for Education:

- ★ Your child has access to G Suite Services such as:
 - Google Meet
 - Google Classroom
 - Google Drive
 - Google Sites
 - & Much More!
- ★ Note: GMAIL is NOT available on any WTSDNJ account.



How Do I Access My Child's G Suite?

- ★ Use www.google.com
- ★ Click "Sign In"
- ★ Username: @wtsdnj.com
 - Usernames are usually first initial then last name
 - Some usernames may contain numbers
- ★ Password: District-Created Student Password
- ★ Click on the App Waffle grid to access Google apps 
 - Can also access by typing Google app.google.com in web address bar



What if my child cannot remember their Google password?


All Google passwords can be reset!

Students should let their teachers know that they cannot remember their passwords and teachers will follow their school's protocol to get them reset

Google Apps

- ★ Google Classroom
 - Syncs with Google Drive & GoGuardian
 - Create, distribute, and grade assignments in a paperless way
 - Integrate class discussions on a topic
 - Provide feedback to students

**Many WTSD Curricula are now being made
100% accessible online**



Google Apps- Drive

- ★ Google Drive
 - “Filing Cabinet” for all documents created in the G Suite
 - Organize all contents in folders
 - Upload documents from personal or work computer
 - Share contents with others in the district



Google Apps- Docs, Slides & Sheets



- ★ Google Docs
 - Comparable to Microsoft Word and Pages
- ★ Google Slides
 - Comparable to Microsoft PowerPoint and Keynote
- ★ Google Sheets
 - Comparable to Microsoft Excel and Numbers

Google Sites

The “new” WTSD Teacher website.

1. Access school main website
2. Under staff find your child's teacher
3. Click on that teacher to access Google Site.

Classroom information, Google Classroom Codes and policies will all be located here.

Video Conferencing

The background is a vibrant blue gradient with a complex network of white lines and nodes. Several small, light blue hexagonal shapes are scattered throughout, some containing binary digits like '011', '010', and '001'. A prominent feature is a large, 3D-style blue hexagonal shape on the right side, which appears to be a stylized representation of a video conference window or a data packet. The overall aesthetic is clean, modern, and tech-oriented.

WTSD Guidelines for Video Conferencing

Note: Teachers are given the choice of what video conferencing software they want to use for their classes according to their class needs.

Zoom Conferencing

Face-to-Face video chat software

Teachers are able to share screens

Students see teachers and classmates in real time

Waiting rooms for students to enter chat

Passwords may be given to enter meeting

Zoom Privacy Policy:

<https://zoom.us/privacy>



Google Meet

**Video conferencing app
Meeting Links visible on Google
Classroom- some meeting links
may be visible/invisible
according to schedules.**

**WTSD accounts required for
meet.**



Google Voice

An external app by Google that teachers can use for phone conferences with students and families

Google generates a number for the teacher through the WTSD domain



Additional Programs Students may be using

- IXL
- Flipgrid
- Quizlet
- Kami
- Khan Academy
- Remind
- Nearpod
- And many more...

*Students should **ask their teachers** to clear up any **confusions** they may be having about any of the programs teachers are asking students to use.*

Social Media & WTSD

@ZegaRobert

@whslottmann

@PaulPostorino

@jfkms

@coloniahigh

@wbdgschools

@chriscallahan69



Tech Support

Jonathan Toczynski



Common Chromebook Issues

- ⬡ Internet Connection - No Wifi? Principal
- ⬡ Keyboard/Trackpads not working
- ⬡ Display Screen
- ⬡ Charging/Battery Life
- ⬡ Chargers not working
- ⬡ Google Accounts - Cannot log in
- ⬡ Lagging, slow internet
- ⬡ Will not turn on or off



If your child is experiencing any issues with their Chromebook they should let their teacher know immediately.

Issues with a Chromebook App or Extension

For Chromebook extension issues (or any general Chromebook issue)...

1. Delete the extension.
2. Restart the Chromebook fully (not just closing the lid).
3. Delete the user profile from the log-on screen.
4. Restart the Chromebook again.
5. Log back in and get the extension again from the WTSDNJ Chrome Web Store.

Broken Chromebook?

- Contact school
- Arrangements will be made
 - Parent Drop off/Pickup
 - Student Google Username & Passwords can be reset remotely
- Chromebooks are replaced per school
Contact you child' school to make arrangements
- See form ->

JFK High School

Chromebook Repair/Replacement Form

Date: _____

Name: _____

Grade: _____

Homeroom: _____

Type of Chromebook (Circle/Highlight One):

Touchscreen Black Lenovo

Blue Dell

Black Dell

Select Issue-

____ Lost Chromebook & Charger

____ Replacement Cost \$305

____ Lost Chromebook

____ Replacement Chromebook Cost \$255

No Internet?

- Free WiFi during Covid-19
 - [Xfinity HotSpots](#)
 - [Spectrum Education Credit](#)
- T-Mobile Hotspots from WTSD
 - Contact Dr. Zega





Parent Portal

The Genesis Parents Module is a safe, secure way to view your child's school record for the current school year

You will have access to the following information:

-Your child or children's...

Schedules

Missing Assignments

Interims

Major/Minor Grades

Report Cards

Attendance Reports

A screenshot of the Burlington County Institute of Technology Parent Access login page. The page has a teal header with the text 'Burlington County Institute of Technology' and 'Parent Access'. Below the header, there are two input fields: 'User Name:' with a person icon and 'Password:' with a lock icon. At the bottom, there are two buttons: a green 'Login' button and a white 'Forgot My Password' button.

Burlington County Institute of Technology
Parent Access

User Name:

Password:

Login Forgot My Password



Logging into the Parent Portal:

1. Go to the Parent Access URL -


<https://parent.woodbridge.k12.nj.us/woodbridge/parents>

2. Enter your Email Address that was sent to you in the “Username” field

3. Enter your Parent Access password in the “Password” field

4. Click the “Login” button

If you have never used the Genesis Parent Access portal, please contact your school’s main office to be granted access



THANK YOU!

**We cannot make this
technology journey possible
without your guidance and
assistance!**

