

A STUDENT AND PARENT'S GUIDE TO GOOGLE CLASSROOM



WHAT IS GOOGLE CLASSROOM?

Think of Google Classroom (GC) as your child's digital link to learning.

Teachers use GC to share assignments, homework, newsletters, and much more with students AND parents!



GETTING STARTED

Your child was provided with a secure login and password that is unique to them. **They will need this information to log into their school issued device.**

Username: lawrence.org email address

Password: Student ID number



GETTING STARTED

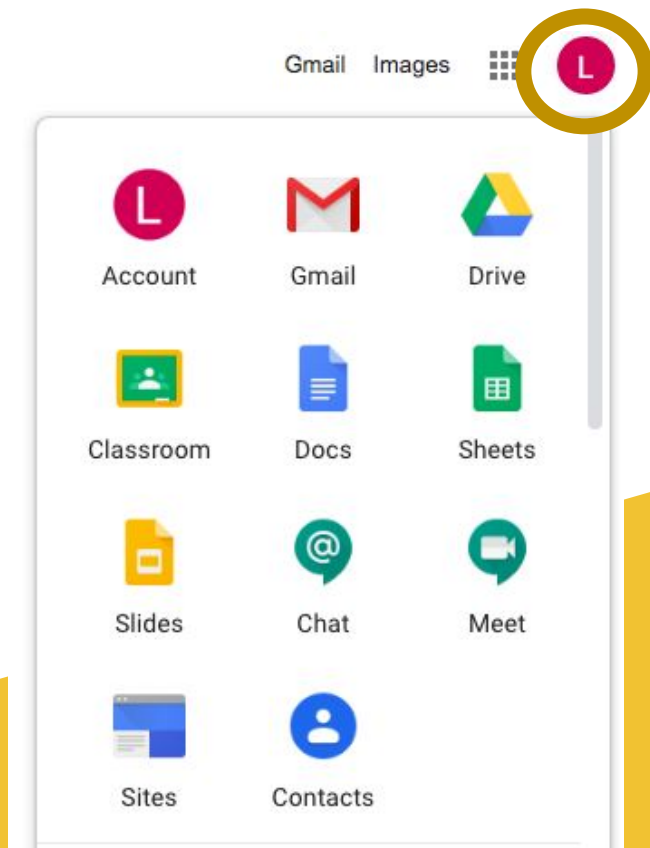
STEP 1:



Click on the
Google Chrome
browser icon.



GETTING STARTED

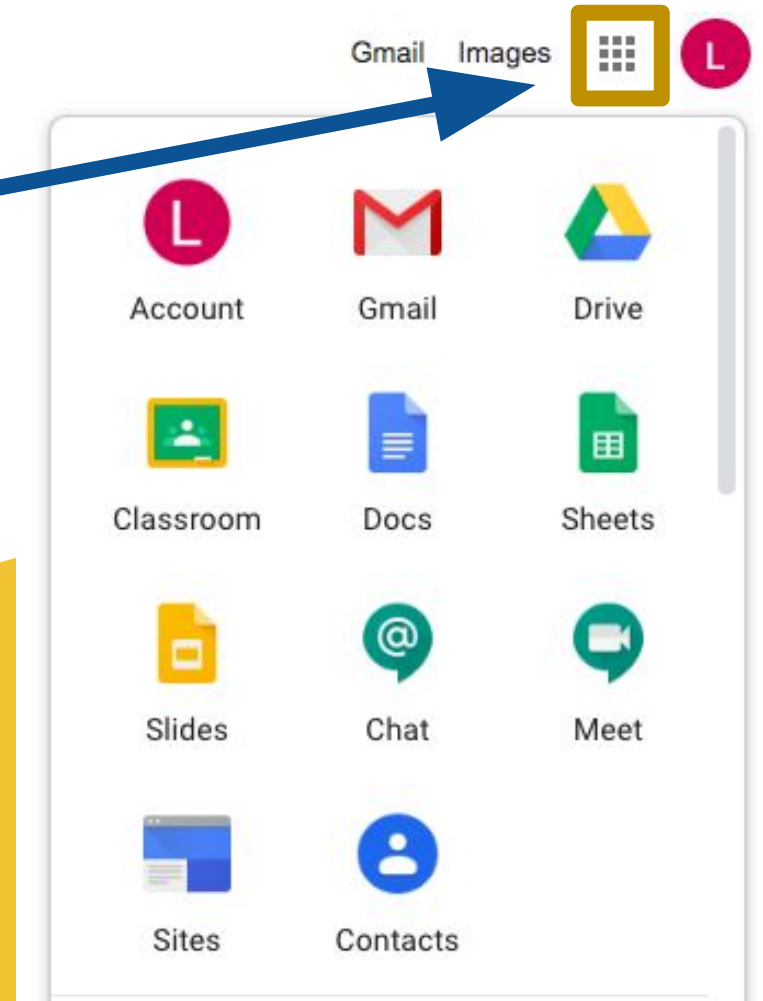


Now you will see
you are signed
into your Google
Account!



GOOGLE SUITE

Click on the 9 squares (Waffle/Rubik's Cube) icon in the top right hand corner to see the Google Suite of Products!



GOOGLE ICONS TO RECOGNIZE



CHROME



DOCS



DRIVE



SLIDES



SHEETS



FORMS



CALENDAR



GMAIL



PHOTOS



MAPS



KEEP



CLASSROOM



MEET



HANGOUTS



SITES



CONTACTS



CLOUD



CLOUD SEARCH



YOUTUBE



NEWS



VAULT



MY ACCOUNT



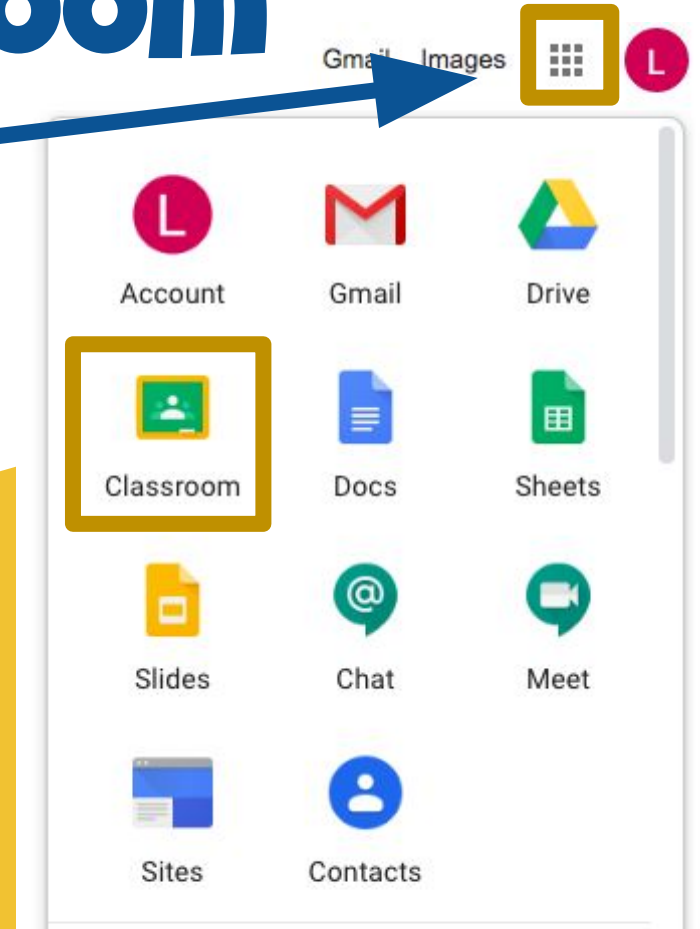
GROUPS

NAVIGATE CLASSROOM

Click on the **1**
waffle button

Then, click the
Google
Classroom icon.

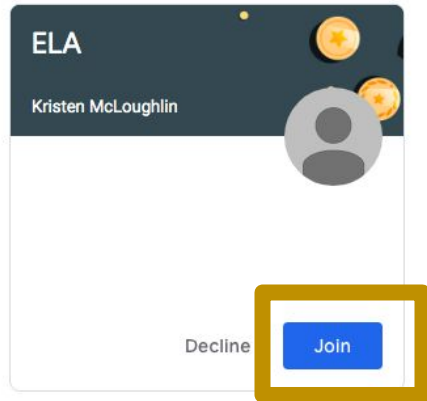
2



ACCEPT INVITATIONS TO JOIN CLASSES

☰ Google Classroom

+ ☰ L



Classes you are invited to join will show. Click 'Join' to enter the classroom!



PAGE DETAILS

8

Upcoming

Woohoo, no work due soon!

[View all](#)

Share something with your class...

View class updates and connect with your class here

[See when new assignments are posted](#)

9

- 1. Menu of Classes
- 2. Current Class
- 3. Announcements ★
- 4. Assignments ★
- 5. Teachers and Classmates

- 6. Waffle Button
- 7. Your Account
- 8. Upcoming Assignments ★
- 9. Updates from your teacher

★ High Interest for Parents

ASSIGNMENT DETAILS

1. Classwork Tab
2. See your grades
3. See due dates
4. View your files
5. Topics available
6. Topic heading
7. Assignment title
8. Assignment due date
9. Assignment status
10. Attached files/links
11. Click to view assignment

The screenshot shows a classroom management interface with the following elements and callouts:

- 1**: Stream tab selected in the top navigation bar.
- 2**: "View your work" button in the top navigation bar.
- 3**: "Google Calendar" and "Class Drive folder" icons in the top navigation bar.
- 4**: "People" tab in the top navigation bar.
- 5**: "All topics" link in the left sidebar.
- 6**: "Benchmark Tests" topic heading in the main content area.
- 7**: "STAR Math Benchmark Test - BOY" assignment title.
- 8**: "Due Sep 3" due date.
- 9**: "Assigned" status indicator.
- 10**: "Daily Lesson Files" section heading.
- 11**: "For the Week of September 2 - 6" assignment title.
- 11**: "View Assignment" button at the bottom of the assignment card.

The assignment card for "For the Week of September 2 - 6" includes a schedule:

- Posted Sep 1
- Monday - NO SCHOOL (Labor Day)
- Tuesday - Multistep Equations (Also STAR Math Benchmark)
- Wednesday - Variables on Both Sides
- Thursday - Infinite & No Solution Equations
- Friday - Algebraic Proportions

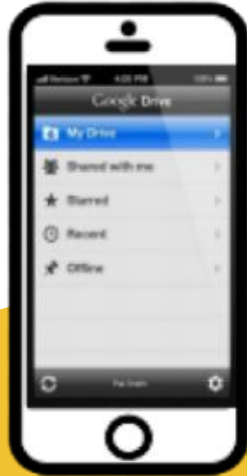
Attached files include:

- Day 1 - Multistep Equatio... PDF
- Day 2 - Variables on Both... PDF
- Day 3 - Infinite & No Solu... PDF
- Day 4 - Algebraic Propor... PDF

ACCESS ANYTIME, ANYWHERE!



IPHONE



ANDROID



TABLET



DESKTOP