



How to Find Your Semester Average on HAC:


Step 1: Click on Classes at the top.




Step 2: Click on All Runs in the drop down menu at the top left.



Step 3: Click on Refresh View at the top right (wait for it to refresh before Step 4).



Step 4: Click on Full View at the top right, right above Refresh View.



Now you will see all assignments for all classes listed in order by date (newest to oldest). It will include both semesters. At the bottom of each class, there is a box that looks like the one pictured below. It has the total grade at the bottom where it says "Course overall average is."

