

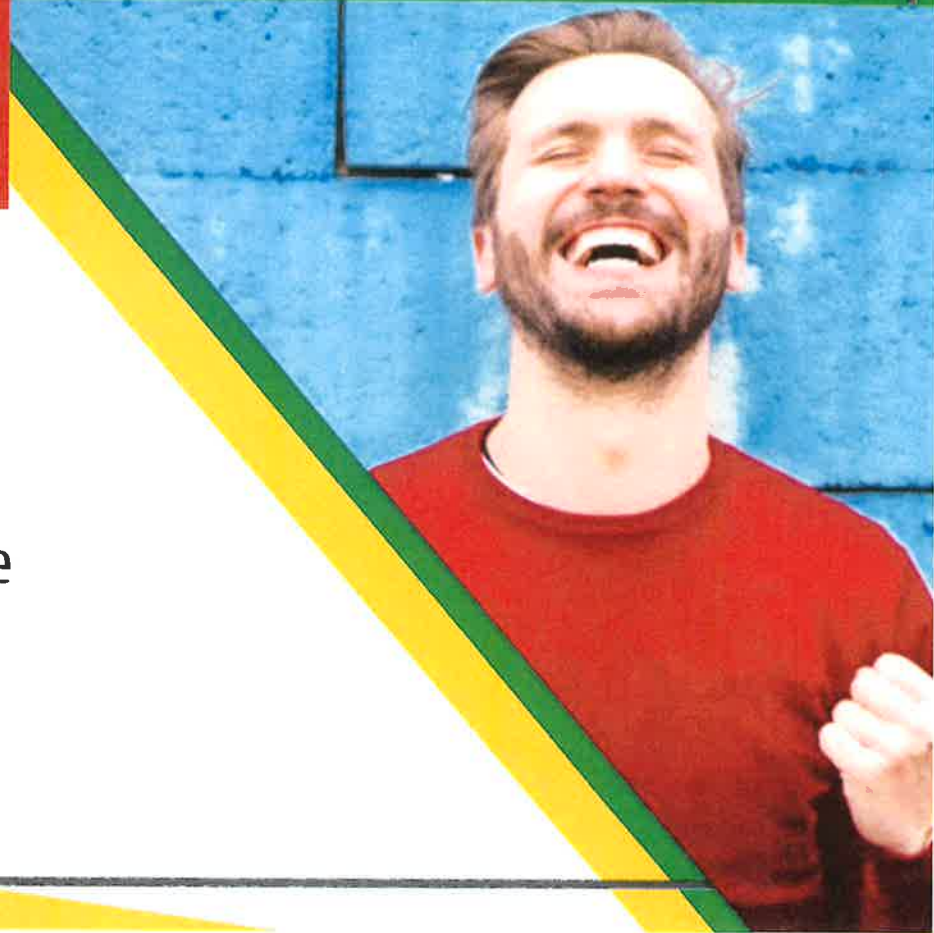


# The Parents' Guide to Google Classroom

# What is Google Classroom?

Think of Google Classroom (GC)  
as your child's digital link to learning.

Teachers use GC to share assignments,  
homework, newsletters, and much more  
with students AND parents!



# Getting Started



Your child was provided with a secure login and password that is unique to them.

Check with his/her teacher to obtain this private information OR ask them to add you as a parent via email!



# Getting Started



1

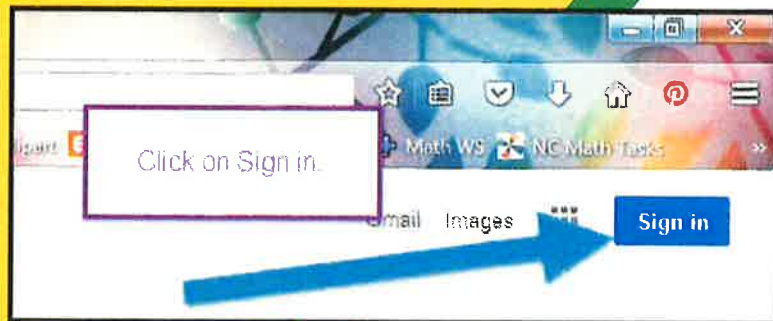
Click on the Google  
Chrome browser  
icon.

# Getting Started



2 Type [www.google.com](http://www.google.com)  
into your web  
address bar.

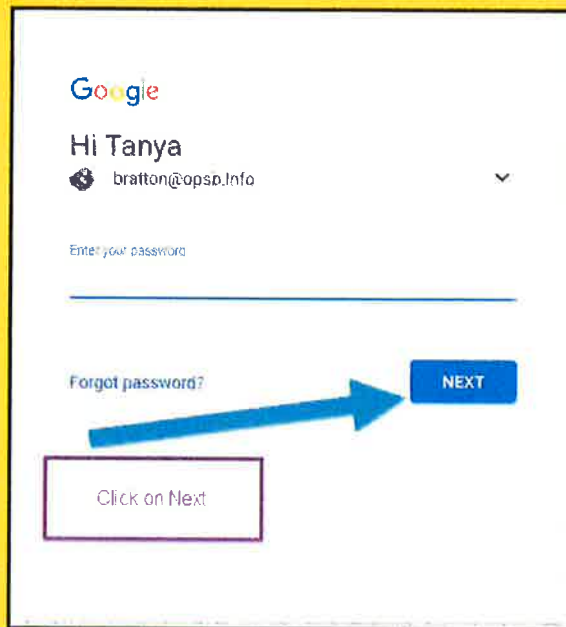
# Getting Started



3

Click on **SIGN IN** in the upper right hand corner of the browser window.

# Getting Started



A screenshot of a Google login page. At the top left is the Google logo. Below it, the text reads "Hi Tanya" followed by a small profile icon and the email address "bratton@opsb.info". Underneath is a text input field with the placeholder text "Enter your password". To the left of the password field is a link that says "Forgot password?". To the right of the password field is a blue button labeled "NEXT". A blue arrow points from the "NEXT" button to a purple-bordered box containing the text "Click on Next".

4

Type in your child's  
Google Email address  
& click "next."



# Getting Started

Google

Hi Tanya

bratton@opsb.info

Enter your password

Forgot password?

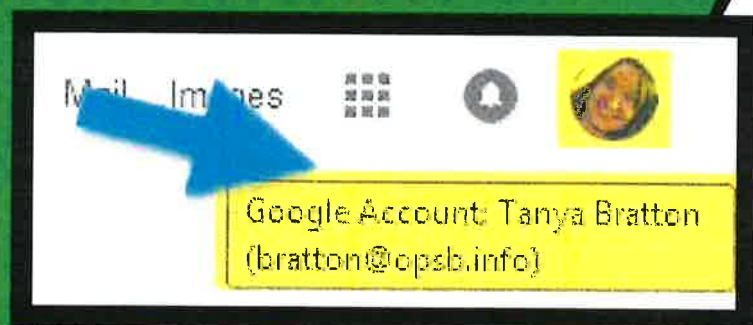
NEXT

Click on Next

5

Type in your  
**PASSWORD**  
& click "next."



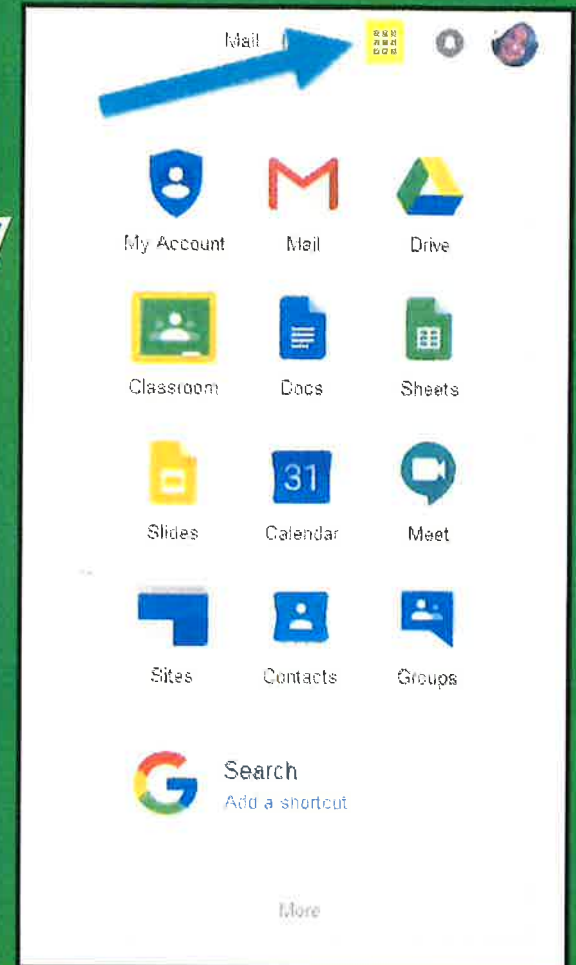


***NOW YOU'LL SEE***

that you are signed in to  
your Google Apps for  
Education account!


# GOOGLE SUITE

Click on the 9 squares  
(Waffle/Rubik's Cube) icon in the  
top right hand corner to see  
the Google Suite of Products!





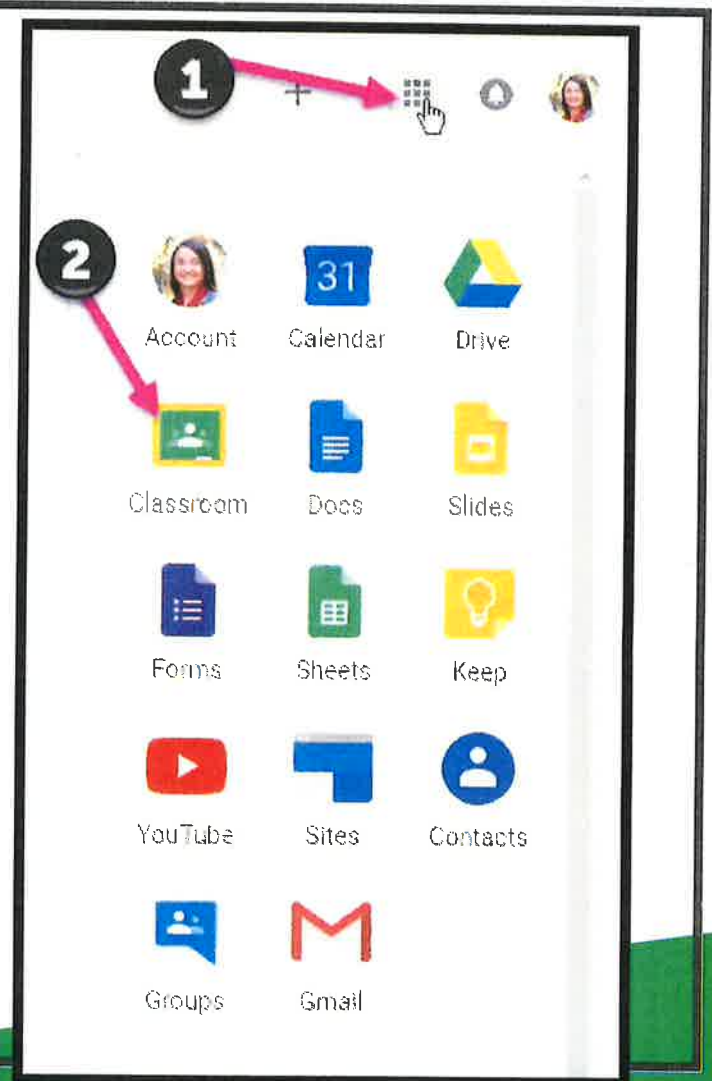
# GOOGLE ICONS TO RECOGNIZE:



# Navigating Classroom

1

Click on the waffle button and then the Google Classroom icon.





# Navigating Classroom

2

Click on the class you wish to view.



# Navigating Classroom





= High Interest for Parents

# 3

Page tools  
(Left side)

The screenshot shows the Classroom interface for a class named '3rd hour Science'. At the top, there is a navigation bar with icons for '3rd hour Science' (1), 'Stream' (3), 'Assignments' (4), 'People' (5), a 'Waffle Button' (6), and 'Your account' (7). Below the navigation bar is a header for the class with an image of a screwdriver and a hammer. Underneath is a section for 'Upcoming' assignments (8) with a 'View all' link. At the bottom, there is a section for 'View class updates and connect with your class here' (9) with a toggle switch for 'See when new assignments are posted'.

- 1 Menu of Classes
- 2 Current Class
- 3 Announcements Page
- 4 Assignments 
- 5 Teacher(s) & Classmates
- 6 Waffle Button (App Directory)
- 7 Your account
- 8 Upcoming Assignments 
- 9 Updates from your teacher

# Navigating Classroom

# 4

## Assignment details

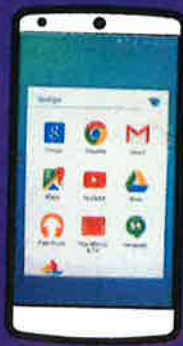
The screenshot shows the Classroom interface for a class. At the top, there are tabs for 'Classwork' (1) and 'People' (4). Below the tabs, there are links for 'View your work' (2), 'Google Calendar' (3), and 'Class Drive folder'. The main content area is divided into sections: 'All topics' (5) with a dropdown menu, 'Benchmark Tests' (6) showing a 'STAR Math Benchmark Test - BOY', and 'Daily Lesson Files' (7) for 'For the Week of September 21st'. Under 'Daily Lesson Files', there is a 'Period List' with a due date (8) and an 'Assigned' status (9). Below the list are four assignment cards: 'Day 1 - Multistep Equations' (10), 'Day 2 - Variables on Both Sides', 'Day 3 - Infinite & No Solution', and 'Day 4 - Algebraic Properties'. At the bottom, there is a 'View Assignment' button (11).

1	Classwork Tab	5	Topics available	9	Assignment Status
2	See your Grades	6	Topic Headings	10	Attached files/links
3	See Due Dates	7	Assignment Title	11	Click to view assignment
4	View your files	8	Assignment Due Date		



# ACCESS

# ANYWHERE



**ANDROID**



**IPHONE**



**TABLET**



**DESKTOP**





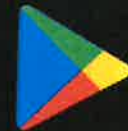
# GOOGLE APPS

---

allow you to edit Google assignments from any device that is connected to the internet!



Download on the  
App Store



GET IT ON  
Google Play