

South Fork Union School District Reopening School Plan

2020-21



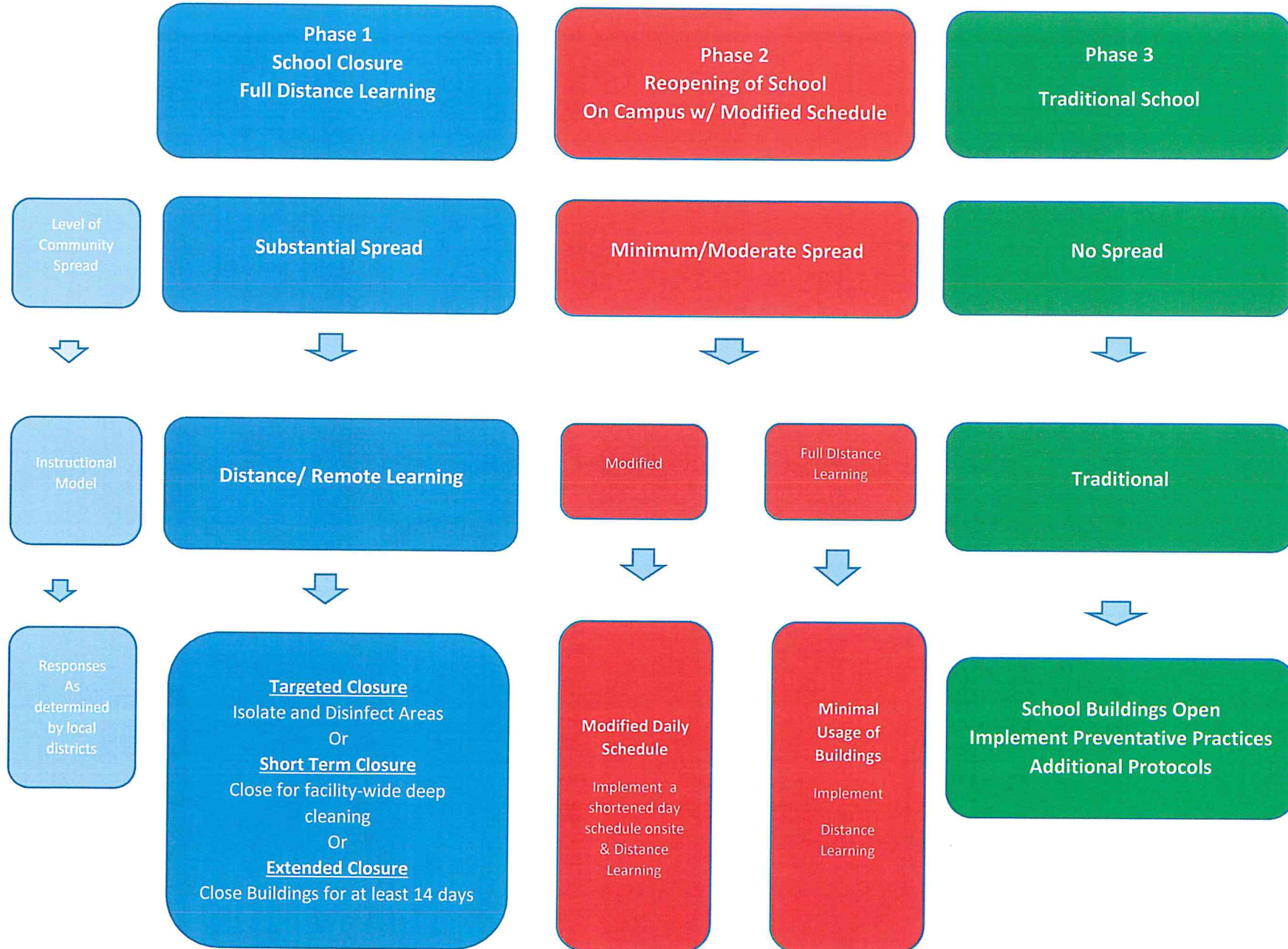
Kim Kissack
Superintendent

Introduction

The COVID-19 Pandemic has changed the landscape of our public education more dramatically than any other phenomenon in our state's history. In response to the Pandemic, this document was created to provide a roadmap for navigating through the process of reopening our schools for the 2020-21 school year. This guide should be used to help identify risk levels in the workplace and school settings, and to determine any and all appropriate control measures to implement in response. These are uncertain times, and we know that planning is difficult given the constantly evolving situation we find ourselves in. Therefore, this plan will need to be adjusted as COVID-19 outbreak conditions change at the national, state, or local level, or as new information about the virus, its transmission, or its impacts becomes available. We will continue to be in constant communication with our Local and State Health Authorities, state Department of Education, and the Centers for Disease Control and Prevention to ensure we receive and respond to all updated guidance, with a focus on continuing and improving educational opportunities provided to all of our students.

To create this plan, we sought input from district administration who provided considerations, recommendations, and potential best practices to ensure a safe and successful 2020-2021 school year. Surveying was undertaken to gather input from parents and staff to assess their feelings about the ability of children to effectively learn in various settings, as well as how best we might protect the health and safety of children and their families. Recommendations were sought from district programs including School Nurses and Preschool Program, English Learners, Special Education, Mental/Emotional Support providers, Food Services, Maintenance/Operations/Transportation, and the Technology Department. Guidance provided by the Centers for Disease Control and Prevention and California Department of Public Health was also reviewed to ensure that all potential plans are following state and federal guidelines for safe school reopening.

After this intense information gathering process and subsequent review of the input received, various instructional models were reviewed and evaluated for their ability to best meet the needs of our district and the concerns brought by our stakeholders. This led to the decision that our District will implement a Distance Learning model for reopening in the 2020-21 school year. When appropriate we will transition to a model that include an "in Class" as well as distance learning option.



PROMOTING BEHAVIORS THAT REDUCE SPREAD

Staff and Students Should Stay Home When Appropriate:

- A. When you are feeling sick
- B. When you have recently had a close contact with a person with COVID-19
- C. If you have tested positive for COVID-19
- D. If you are showing COVID-19 symptoms

For additional guidance on addressing community spread, see the CDC's Considerations for Schools.

Designate COVID-19 Point of Contact:

Designate a staff Person to be responsible for responding to COVID-19 concerns:
All school staff and families should know who this person is and how to contact them:

Parents: Contact School Office



Office: Reports to Administration and School Nurse



Administration & School Nurse:
Identifies if student will need Distance Learning

Staff: Contact School Administration



School Nurse in conjunction with Administration:

Establish and maintain communication with local and state Department of Public Health officials as staff reports they should stay home.

Establish a protocol for staff who exhibit COVID-19 like symptoms when at school.

Monitor absenteeism of employees.

Staying Home Symptoms

People with COVID-19 have had a wide range of symptoms reported- ranging from mild symptoms to severe illness. Symptoms may appear 2-14 days after exposure to the virus. People with these symptoms MAY have COVID-19.

- Fever or Chills
- Cough
- Shortness of breath or difficulty breathing
- Fatigue
- Muscle or body aches
- Headaches
- New loss of taste or smell
- Sore Throat
- Congestion or runny nose
- Nausea or vomiting
- Diarrhea

Path to Phase 2 – Reopening

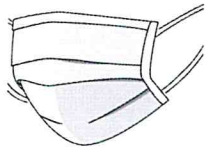
Level of Community Spread (as determined by state and local health officials)

CDC Guidance Minimal/Moderate Spread PHASE 2 – RECOMMENDATIONS

SFUSD Schools Preparing the School Adequate Supplies & Signage

Practicing Prevention

Preparing the School



District/School Considerations:

- Teach and reinforce good hygiene measures such as handwashing, covering coughs, and face coverings
- Provide hand soap and hand sanitizer with at least 60% alcohol, paper towels, and no-touch trash cans in all bathrooms, classrooms, and frequently trafficked areas
- Post signage in classrooms, hallways, and entrances to communicate how to stop the spread. COVID-19 symptoms, preventative measures (including staying home when sick), good hygiene, and school/district specific protocols
- Provide masks and other appropriate PPE to staff
- Allow students and staff to bring hand sanitizer and face masks/coverings to use from home
- Take steps to ensure all water systems and features are safe
- Turn off water fountains and provide bottled water or allow students and staff to bring water bottles from home

District will follow current CDC recommendations

1. Post Signage:

- A. Prepare posters:
Handwashing/sanitizing, Face Covering, Social Distancing, Stay Home if Sick, Coughing and Sneezing
- B. Post around the school: Entrance GATE, Parent pick up – drop off area, Bathrooms, Cafeteria, Halls, Office
2. Sanitizer Station with at least 60% alcohol at every:

- A. ENTRY GATE
B. Cafeteria Entry
C. Bus Stop
D. Bathroom
E. Lounge

3. Face Coverings: Provide to all students and staff:

- A. 2-cloth coverings
B. Have disposable face coverings for those who forget their mask
4. At Screening Stations: Provide No-touch thermal scan thermometers
5. All water fountains will be Turned off at every school site:

- A. Allow bottled water from home
B. Provide disposable cups to students who forget their water bottle

*For internal use only

6. Cleaning Supply Availability:

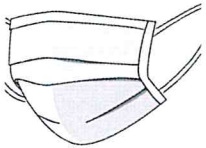

- A. Have enough school-appropriate cleaning supplies to continuously disinfect the school site in accordance with CDPH guidance.
- B. Ensure sufficient supplies of hand sanitizers, soap, handwashing stations, tissues, no-touch trash cans, and paper towels

7. Equipment Availability: Consider the differing requirements of PPE/EPG for the differing populations of students with disabilities (i.e., for those requiring medical procedures, toileting, lifting and mobility assistance).


8. Provide other protective equipment, as appropriate for work assignments:

- A. For employees engaging in symptom screening: provide surgical masks, face shield and disposable gloves.
- B. For front office and food service employees: provide face coverings and disposable gloves.
- C. For custodial staff:
- a) provide equipment and PPE for cleaning and disinfecting
 - b) Classified staff engaged in deep cleaning and disinfecting should be equipped with proper PPE for COVID-19 disinfection (disposable gown, gloves, eye protection)


Path to Phase 2-Reopening

	CDC Guidance Minimal/Moderate Spread PHASE 2 – RECOMMENDATIONS	SFUSD Schools Staff Training and Information
<p>Practicing Prevention</p> <p>Staff Training And Information</p>  	<p>District/School Considerations:</p> <ul style="list-style-type: none"> • Teach and reinforce good hygiene measures such as handwashing, covering coughs, and face coverings • Provide hand soap and hand sanitizer with at least 60% alcohol, paper towels, and no-touch trash cans in all bathrooms, classrooms, and frequently trafficked areas • Post signage in classrooms, hallways, and entrances to communicate how to stop the spread. COVID-19 symptoms, preventative measures (including staying home when sick), good hygiene, and school/district specific protocols • Provide masks and other appropriate PPE to staff • Allow students and staff to bring hand sanitizer and face masks/coverings to use from home 	<p>Staff training on:</p> <p>Isolation Room</p> <ol style="list-style-type: none"> 1. Using Personal Protective Equipment (PPE) VIDEO: https://youtu.be/of73FN086E8 CDC Guideline: Using Personal Protective Equipment (PPE) <p>Maintenance</p> <ol style="list-style-type: none"> 2. Cal/OSHA requires that PPE be provided and worn to effectively protect employees from the hazards of the cleaning products used and training be provided to staff on the hazards of chemicals <p>Students and staff:</p> <p>Teach & Reinforce Good Hygiene Practices:</p> <ol style="list-style-type: none"> A. Hand Washing When and How to Wash Your Hands Handwashing B. Hand Sanitizing Hand Sanitizer Use Out and About Handwashing C. Use of Face Coverings: How to Safely Wear and Take Off a Cloth Face Covering D. Cough and sneeze How to Protect Yourself & Others E. Social Distancing Social Distancing, Quarantine, and Isolation F. What to do if you are feeling sick


Path to Phase 2- Reopening

	CDC Guidance Minimal/Moderate Spread PHASE 2 – RECOMMENDATIONS	SFUSD Schools Social Distancing	
<p>Practicing Prevention</p> <p>Social Distancing</p> 	<p>District/School Considerations: Social distancing, also called “physical distancing,” means keeping space between yourself and other people outside of your home. To practice social or physical distancing:</p> <ul style="list-style-type: none"> ● Stay at least 6 feet (about 2 arms’ length) from other people ● Do not gather in groups ● Stay out of crowded places and avoid mass gatherings <p>In addition to everyday steps to prevent COVID-19, keeping space between you and others is one of the best tools we have to avoid being exposed to this virus and slowing its spread locally and across the country and world.</p> <p>Limit close contact with others outside your household in indoor and outdoor spaces. Since people can spread the virus before they know they are sick, it is important to stay away from others when possible, even if you—or they—have no symptoms.</p> <p>Social distancing is especially important for people who are at higher risk for severe illness from COVID19.</p> <p>Many people have personal circumstances or situations that present challenges with practicing Social distancing to prevent the spread of COVID-19.</p>	<p>1. Social Distancing Markings: Prepare marks around the school:</p> <ol style="list-style-type: none"> Beginning of the Day Outside each Classroom Outside the bathrooms Outside the Cafeteria Entrance GATES – outside waiting area <p>2. Social Distancing inside buildings: Classroom:</p> <ol style="list-style-type: none"> Limit number in the class Plan sitting 6 ft. apart <p>Cafeteria:</p> <ol style="list-style-type: none"> Staggered grade levels already in place Cafeteria sitting students 6 ft. apart Staff Monitoring Social Distancing as students walk in lines from place to place. 	<p>3. Social Distancing Recess: Morning Recess Canceled</p> <ul style="list-style-type: none"> ● Stay out of crowded places and avoid mass gatherings <p>Mid-Day Recess Structured Recess</p> <ul style="list-style-type: none"> ● Assign an Instructional aide to: 1 grade 1 classroom ● Assign each classroom a section on the playground for a week ● The aide does a structured activity with her classes ● Keeping social distancing ● Stay out of crowded places and avoid mass gatherings <p>4. GATES</p> <ul style="list-style-type: none"> ● Entry time – TBD by Site ● Students begin to line up outside following social distance markings ● Students come-in following school markings and using mouth coverings (recommended) ● Students pass by wellness check


Path to Phase 2- Reopening

	CDC Guidance Minimal/Moderate Spread PHASE 2 – RECOMMENDATIONS	SFUSD Schools Entering School Buildings Students	
<p>Practicing Prevention</p> <p>Entering School Buildings Students</p> 	<p>District/School Considerations:</p> <ul style="list-style-type: none"> ● Post signage in classrooms, hallways, and entrances to communicate how to stop the spread. COVID-19 symptoms, preventative measures (including staying home when sick), good hygiene, and school/district specific protocols ● Establish a protocol for students/staff who feel ill/experience symptoms when they come to school (see When a Child, Staff Member, or Visitor Becomes Sick at School) ● Mark spaced lines to enter the building and designate entrance and exit flow paths ● Screen students and staff (to the extent practicable): <ul style="list-style-type: none"> o Take temperatures ideally before entering buildings o Isolate and send home if internal temperature over 100.4°F (38°C) o Consider safety and privacy concerns (confidentiality should be maintained) ● Establish a protocol for visitors: calling front office before entering, screening visitors, requesting use of face coverings/masks, etc. Restrict nonessential visitors and volunteers. ● Establish a protocol for student pick/drop up: staggered entry and release (by grade, class, or bus numbers), marked spacing for pickup 	<p>1. Signage at school ENTRANCE</p> <p>A. Staying Home when sick B. Handwashing C. Mouth Covering D. Social Distancing E. Coughing and Sneezing</p> <p>2. PASSIVE - Screening Parents:</p> <p>A. Instruct parents to screen students before leaving for school following “Staying Home when sick” What to Do If You Are Sick</p> <p>3. ACTIVE - Screening checkpoints School Gates:</p> <p>A. Staff supervising students’ points of access B. Provide sufficient points of access to avoid larger gatherings C. All students wear a face covering (recommended) D. All students must wash or sanitize hands as they enter campuses</p> <p>4. TEMPERATURE STATION</p> <p>A. Using a “No touch thermometer” staff monitors students’ temperature</p>	<p><u>IF TEMPERATURE NOT ABOVE 100.4F</u></p> <p>A. Staff guides student to designated classroom flow OR waiting areas</p> <p><u>IF TEMPERATURE OVER 100.4 F</u></p> <p>If a student is symptomatic while entering campus or during the school day:</p> <p>A. Should be separated from others right away. B. Preferably isolated in an area through which others do not enter or pass. C. If more than one student is in an isolation area, ensure physical distancing. D. Students should remain in isolation with continued supervision and care until picked up by an authorized adult. E. Students are not to return until they have met CDC criteria to discontinue home isolation</p> <p><u>School Nurses</u> Follow established guidelines for triaging students in the health office, recognizing not all symptoms are COVID-19 related.</p>


Path to Phase 2- Reopening

	CDC Guidance Minimal/Moderate Spread PHASE 2 – RECOMMENDATIONS	SFUSD Schools Entering School Buildings Staff
<p>Practicing Prevention</p> <p>Entering School Buildings Staff</p> 	<p>District/School Considerations:</p> <ul style="list-style-type: none"> ● Post signage in classrooms, hallways, and entrances to communicate how to stop the spread. COVID-19 symptoms, preventative measures (including staying home when sick), good hygiene, and school/district specific protocols ● Establish a protocol for students/staff who feel ill/experience symptoms when they come to school ● Mark spaced lines to enter the building and designate entrance and exit flow paths ● Screen students and staff (to the extent practicable): <ul style="list-style-type: none"> ○ Take temperatures ideally before entering buildings ○ Isolate and send home if internal temperature over 100.4°F (38°C) ○ Consider safety and privacy concerns (confidentiality should be maintained) 	<p>1. Staff Entering Campuses Symptom Screening</p> <p>Passive Screening:</p> <p>A. Instruct staff to self-screen before leaving for work AND respond to the District survey with the following questions:</p> <ol style="list-style-type: none"> 1. Is your temperature above 100.4 degrees Fahrenheit? 2. Have you had any symptoms consistent with COVID-19 within the last 24 hours? IF YES – STAY HOME AND follow CDC home isolation guidelines 3. Have you had close contact with a person diagnosed with COVID-19? IF YES – STAY HOME AND follow CDC home isolation guidelines <p>Active Screening:</p> <p>B. Establish a symptom screening as staff enter worksites, consistent with public health guidance, which includes:</p> <ol style="list-style-type: none"> a) Visual wellness checks and temperature checks with no-touch thermometers (check temperature to ensure temperature is below 100.4 degrees Fahrenheit), b) All staff must wash or sanitize hands as they enter the workplace. <p><u>Watch for symptoms</u></p> <p>People with COVID-19 have had a wide range of symptoms reported – ranging from mild symptoms to severe illness. Symptoms may appear 2-14 days after exposure to the virus. People with these symptoms MAY have COVID-19:</p>


Path to Phase 2- Reopening

	CDC Guidance Minimal/Moderate Spread PHASE 2 – RECOMMENDATIONS	SFUSD Schools CAMPUS Access Outside Visitors and Groups
<p>Practicing Prevention</p> <p>Campus Access Outside Visitors and Groups</p> 	<p>District/School Considerations:</p> <ul style="list-style-type: none">● Establish a protocol for visitors: calling front office before entering, screening visitors, requesting use of face coverings/masks, etc. Restrict nonessential visitors and volunteers.● Establish a protocol for student pickup/drop-off: staggered entry and release (by grade, class, or bus numb	<p>OUTSIDE VISITORS AND GROUPS</p> <p>Limit access to campus for parents and other visitors. Restrict entrance to nonessential visitors OR facility use permit</p> <p>A. Continue to provide student support for: Social emotional Special Ed Services Health support Assessment</p> <p>B. Support staff follows safety guidelines when providing support to students</p> <p>C. Establish protocol for accepting deliveries safely.</p> <p>a. If you are exhibiting COVID-19 symptoms, please STOP THE DELIVERY</p> <p>b. Post signs outside delivery areas: Must wear a face mask</p> <p><u>Watch for symptoms</u></p> <p>People with COVID-19 have had a wide range of symptoms reported – ranging from Mild symptoms to severe illness. Symptoms may appear 2-14 days after exposure to the virus. People with these symptoms MAY have COVID-19:</p>


Path to Phase 2- Reopening

	CDC Guidance Minimal/Moderate Spread PHASE 2 – RECOMMENDATIONS	SFUSD Schools Serving Meals
<p>Practicing Prevention</p> <p>Serving Meals</p> 	<p>District/School Considerations:</p> <ul style="list-style-type: none"> ● Allow student hand washing before and after meal service ● Provide hand sanitizer for students and staff ● Use disposable plates, utensils, etc. ● Mark spaced lines to enter the cafeteria and serving lines (to the extent practicable); designate entrances and exit flow paths; stagger use ● Conduct cleaning of cafeterias and hightouch surfaces throughout the school day <p>Alternative Serving Models:</p> <ul style="list-style-type: none"> ● Serving meals in classrooms ● Serving meals in cafeterias with: <ul style="list-style-type: none"> o Spaced serving lines (marked on floors) o Spaced seating (utilize outdoor space as practicable and appropriate) o Longer meal periods for more staggered meal delivery (utilizing state seat time waiver to extend meal periods) <p>Consider pre-packaged boxes or bags for each student instead of traditional serving lines. Avoid sharing of foods and utensils.</p>	<p>Food Service</p> <ol style="list-style-type: none"> 1. Consider strategies to limit physical interaction during meal preparation and meal service (e.g., serving meals in classrooms, increasing meal service access points, staggering cafeteria use). 2. Suspend use of share tables and self-service buffets for food and condiments. 3. Install physical barriers, such as sneeze guards and partitions, at point of sale and other areas where maintaining physical distance of 6 feet is difficult. 4. With an approved National School Lunch Program waiver, offer meal delivery for students quarantined or in a home-based cohort. 5. If providing meal service in classrooms, plan for cleaning and trash removal. 6. Washing hands every 30 minutes <p>Option 1: Modified Lunch - Aide Monitoring ENTRANCE to Cafeteria:</p> <ol style="list-style-type: none"> A. Stagger grade level lunches 5 minutes apart B. Students Line Up practicing Social Distancing – marked floors C. Everyone uses hand sanitizer as they come in D. Serving Lines marked – 6ft. apart E. Sitting is marked – 6ft apart F. If weather allows siting outside with social distancing (no gatherings) G. Monitor Exit flow H. Waiting lines outside are marked 6ft. apart I. Teacher Rainy Day Schedule <p>Option 2: Serving Meals in the Classroom:</p> <ol style="list-style-type: none"> A. Using Breakfast in the Classroom System B. Students Line Up to pick up Lunch Food Wagon practicing Social Distancing C. Everyone uses hand sanitizer before taking the Food Wagon to class D. An Aide Monitors Lunch Food Wagon delivery E. Aides monitor the halls for safe Lunch Wagon Delivery to classrooms <p>Grab and GO Meals – Distance Learning</p> <ol style="list-style-type: none"> A. Drive Through at Kelso Campus

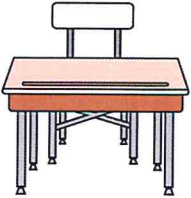
Path to Phase 2- Reopening

	CDC Guidance Minimal/Moderate Spread PHASE 2 – RECOMMENDATIONS	SFUSD Schools Transitioning Students From One Place To Another
<p data-bbox="155 516 344 607">Practicing Prevention</p> <p data-bbox="113 737 386 883">Transitioning From one Place to Another</p> 	<p data-bbox="447 412 825 438">District/School Considerations:</p> <ul data-bbox="447 470 1115 1218" style="list-style-type: none"><li data-bbox="447 470 982 535">● Limit mixing between groups (to the extent practicable)<li data-bbox="447 568 1115 1218">● For class changes and other transitions throughout the school day:<ul data-bbox="541 665 1115 1218" style="list-style-type: none"><li data-bbox="541 665 1029 771">o Provide additional time for transitions (utilizing state seat time waiver to extend transition period)<li data-bbox="541 803 1102 909">o Designate areas of the hallway (i.e. lanes) as flow paths to keep students separated students to minimize congregation of students<li data-bbox="541 941 1102 1079">o Plan staggered class (ex: by hall, odd/even room numbers, grade/ discipline) changes to decrease number of students in hallways at one time<li data-bbox="541 1112 1115 1218">o Have the same group of students stay with the same staff (all day for young children and as much as feasible for older children)	<p data-bbox="1161 418 1339 444">LIMIT MIXING:</p> <ol data-bbox="1255 477 1921 893" style="list-style-type: none"><li data-bbox="1255 477 1921 542">1. ELD – students stay in their homeroom for Designated ELD time Modified due to COVID-19 guidelines<li data-bbox="1255 574 1921 639">2. Elementary & Middle School - Students stay with their classroom all day to minimize contact with other people<li data-bbox="1255 672 1921 777">3. Reading/Math labs current set up canceled - Reading and math intervention to happen in the classroom by teacher<li data-bbox="1255 810 1478 836">4. PE – TBD BY SITE<li data-bbox="1255 868 1528 894">5. MUSIC – TBD BY SITE <p data-bbox="1161 925 1388 951">ONLY MOVEMENT:</p> <ol data-bbox="1255 984 1780 1073" style="list-style-type: none"><li data-bbox="1255 984 1780 1010">A. Students on IEP’s leave to receive services<li data-bbox="1255 1042 1761 1068">B. State Testing: following safety guidelines

Path to Phase 2-Reopening

	CDC Guidance Minimal/Moderate Spread PHASE 2 – RECOMMENDATIONS	SFUSD Schools Conducting Large Group Gatherings
<p>Practicing Prevention</p> <p>Conducting Large Group Gatherings</p> 	<p>District/School Considerations:</p> <ul style="list-style-type: none"> ● Abide by the maximum number of people allowed to congregate as defined by the Governor’s current statewide Executive Order ● Discourage the congregation of students in parking lots and common areas ● Stagger the schedule for large group gatherings (i.e. recess and school meals) ● Identify and utilize large spaces (i.e. gymnasiums, auditoriums, outside spaces – as 	<p>Cancel/Discourage:</p> <p>A. All gatherings</p> <ul style="list-style-type: none"> a. Assemblies b. Festivals c. Celebrations d. In Person Parent Meetings (virtual) e. In person staff meetings if not 6ft apart (virtual or provide safety measures) <ul style="list-style-type: none"> ➤ 6ft. Apart ➤ Face Coverings f. Staff Social Gatherings g. Parking Lot Gatherings h. Other Large Gatherings


Path to Phase 2-Reopening

	CDC Guidance Minimal/Moderate Spread PHASE 2 – RECOMMENDATIONS	SFUSD Schools Teaching and Learning
<p>Practicing Prevention</p> <p>Supporting Teaching and Learning</p> 	<p>District/School Considerations: Survey families to gauge which students may want to conduct their schooling virtually for the 2020- 2021 school year.</p> <p>Traditional Instructional Model:</p> <ul style="list-style-type: none"> ● Schools can deliver traditional instruction under Minimal/Moderate Spread by implementing the recommendations outlined in this guidance. ● A mixture of District or school-wide distance/ remote learning is allowable and a local decision. ● Use the master schedule to balance class numbers as much as possible – remove unused desks and furniture in classrooms; maximize social distancing (to the extent practicable) ● Limit physical interaction through partner or group work ● Establish distance between the teacher’s desk/ board and students’ desks ● Identify and utilize large spaces (i.e. gymnasiums, auditoriums, outside spaces – as weather permits) for social distancing <p>All Week Distance Learning Instructional Model: This model should only be implemented if absolutely necessary and after factoring in additional logistical requirements/costs as well as day care requirements placed on working families and unnecessary burden on staff.</p>	<p>After surveying staff and parents, the following Options/Schedules were chosen:</p> <p>Teaching and Learning:</p> <p>A. Students will receive 5-days of in person instruction</p> <p>B. Students must receive a minimum amount of daily instruction that can be met by a combination of teacher instruction and "time value" of work assigned.</p> <ul style="list-style-type: none"> - 3 hours per day for kindergartners. - 3 hours, 50 minutes for grades 1-3. - 4 hours for grades 4-12. <p>C. Distance Learning support by:</p> <ul style="list-style-type: none"> ● One to One student Chromebook - K- 8th grades ● 90% - 95% known student access to wireless equipment to make hot spots available to students unable to access a Wi-Fi connection without leaving their home ● TK – 8th grades online Instructional Distance Learning Daily Schedules and using the district adopted curriculum and additional CDE instructional apps. ● Teachers delivering lessons via Google Suite ● Teacher Created YouTube instructional videos (optional)


Path to Phase 2-Reopening

	CDC Guidance Minimal/Moderate Spread PHASE 2 – RECOMMENDATIONS	SFUSD Schools Protecting Vulnerable Populations
Practicing Prevention	<p>District/School Considerations:</p> <ul style="list-style-type: none"> ● Survey at-risk staff members to gauge their intentions in returning to work while maintaining confidentiality consistent with the Americans with Disabilities Act (ADA) and other applicable federal and state privacy laws ● Survey families with vulnerable children to gauge their intentions in returning to a traditional school setting while maintaining confidentiality consistent with the Americans with Disabilities Act (ADA) and other applicable federal and state privacy laws ● Provide remote/distance learning opportunities for vulnerable student populations in consultation with parents and public health officials ● Consult district human resources officials to offer special accommodations (such as an alternative teaching assignment) for personnel who are members of vulnerable populations ● Adhere to FERPA and HIPPA requirements ● Adhere to state and federal employment law and extended leave allowances <p>Offer an Employee Assistance Program to all staff members</p>	<p>1. Staff:</p> <ul style="list-style-type: none"> A. Notify site admin B. Meet with District HR <p>2. Students:</p> <ul style="list-style-type: none"> A. DISTANCE LEARNING – Led by appropriate staff <ul style="list-style-type: none"> a) Parents who choose to keep their students home b) Vulnerable student populations in consultation with parents and public health officials <p>3. Confidentiality:</p> <ul style="list-style-type: none"> A. All information is confidential
Protecting Vulnerable Populations		

Path to Phase 2-Reopening

	CDC Guidance Minimal/Moderate Spread PHASE 2 – RECOMMENDATIONS	SFUSD Schools Transporting Students
<p>Practicing Prevention</p> <p>Transporting Students</p> 	<p>District/School Considerations:</p> <ul style="list-style-type: none"> • Provide hand sanitizer for students and bus drivers • Provide face masks for bus drivers; allow students to wear face masks/coverings • Screen students and bus drivers for symptoms of illness and utilize spaced seating (to the extent practicable) • Eliminate field trips • Clean and disinfect frequently touched surfaces on the bus at least daily • Establish protocols for bus stops, loading/unloading students to minimize congregation of children from different households 	<p>Bus Stop – Set Up Prior to Students Arrival:</p> <p>A. Set up a Social Distance mark for students to line up</p> <p>When Bus Arrives</p> <p>Supplies for Bus Driver to Prepare:</p> <ul style="list-style-type: none"> • Hand Sanitizer • “No-Touch” - Thermometer • Extra Face Coverings/Masks A. Students sanitize their hands as they board the bus <p>B. Provides a face covering if student doesn’t have one</p> <p><u>Buses</u></p> <ol style="list-style-type: none"> 1. Determine maximum capacity for students of each vehicle while meeting 6-foot physical distancing objectives. 2. Create a plan for seating based on maximum capacity determined above, 3. Develop a plan for bus routes that accommodates the capacity limitations. <p>Mark or block seats that must be left vacant.</p> <p>Sample seating options:</p> <p>Option 1: Seat one student to a bench on both sides of the bus, skipping every other row to the extent practicable.</p> <p>Option 2: Seat one student to a bench, alternating rows on each side to create a zigzag pattern on the bus. Instruct students and parents to maintain 6-foot distancing at bus stops and while loading and unloading to the extent practicable.</p> <p>*Seat students from the rear of the bus forward to prevent students from walking past each other. To prevent students from walking past one another, afternoon runs should be boarded based on the order in which students will be dropped off. (Students who get off first should board last and sit in the front.) Students and staff should wear face coverings at bus stops and on buses.</p>

Path to Phase 2-Reopening

	CDC Guidance Minimal/Moderate Spread PHASE 2 – RECOMMENDATIONS	SFUSD Schools Cleaning & Disinfecting
<p>Practicing Prevention</p> <p>Cleaning and Disinfecting</p> 	<p>DETERMINE WHAT NEEDS TO BE CLEANED. Areas unoccupied for 7 or more days need only routine cleaning. Maintain existing cleaning practices for outdoor areas.</p> <p>DETERMINE HOW AREAS WILL BE DISINFECTED Consider the type of surface and how often the surface is touched. Prioritize disinfecting frequently touched surfaces.</p> <p>CONSIDER THE RESOURCES AND EQUIPMENT NEEDED. Keep in mind the availability of cleaning products and personal protective equipment (PPE) appropriate for cleaners and disinfectants.</p> <p>CLEAN VISIBLY DIRTY SURFACES WITH SOAP AND WATER PRIOR TO DISINFECTION. USE THE APPROPRIATE CLEANING OR DISINFECTANT PRODUCT. Use an EPA-approved disinfectant against COVID-19, and read the label to make sure it meets your needs.</p> <p>ALWAYS FOLLOW THE DIRECTIONS ON THE LABEL. The label will include safety information and application instructions. Keep disinfectants out of the reach of children.</p> <p>CONTINUE ROUTINE CLEANING AND DISINFECTION. Continue or revise your plan based upon appropriate disinfectant and PPE availability. Dirty surfaces should be cleaned with soap and water prior to disinfection. Routinely disinfect frequently touched surfaces at least daily.</p> <p>MAINTAIN SAFE PRACTICES such as frequent hand washing, using cloth face coverings, and staying home if you are sick.</p>	<p>Cleaning</p> <ul style="list-style-type: none"> • Conduct deep cleaning of schools prior to students/staff returning; schedule additional cleanings during weekends and/or school holidays/breaks <p>Daily Cleaning (Daily Disinfecting of Schools)</p> <ul style="list-style-type: none"> • Clean/disinfect frequently touched surfaces at least daily and shared objects after each use • Ensure ventilation systems operate properly and increase circulation of outdoor air as much as possible, as long as this does not pose a safety or health risk to students or staff • Our daily cleaning includes: <ul style="list-style-type: none"> • Desks and tables • Chairs • Seats on buses • Keyboards, phones, headsets, copy machines, etc. • In accordance with CDC guidance, avoid sharing of electronic devices, toys, books, and other games or learning aids. • Limit stuffed animals and any other toys that are difficult to clean and sanitize. Follow Reopening Guidance for Cleaning and Disinfecting Schools

See CDPH Guidance Attachment



SONIA Y. ANGELL, MD, MPH
State Public Health Officer & Director

State of California—Health and Human Services Agency California Department of Public Health



GAVIN NEWSOM
Governor

COVID-19 and Reopening In-Person Learning **Framework for K-12 Schools in California, 2020-2021 School Year** July 17, 2020

Overview

California schools have been closed for in-person instruction since mid-March 2020 due to the COVID-19 pandemic. School closures to in-person instruction were part of a broader set of recommendations intended to reduce transmission of SARS-CoV-2, the virus that causes COVID-19. CDPH developed the following framework to support school communities as they decide when and how to implement in-person instruction for the 2020-2021 school year. New evidence and data about COVID-19 transmission, including variations by age, and the effectiveness of disease control and mitigation strategies continues to emerge regularly. Recommendations regarding in-person school reopening and closure should be based on the available evidence as well state and local disease trends.

The CA [School Sector Specific Guidelines](#), and the Centers for Disease Control and Prevention [CDC](#) have published additional guidance on school re-entry.

In-Person Re-Opening Criteria

Schools and school districts may reopen for in-person instruction at any time if they are located in a local health jurisdiction (LHJ) that has not been on the county¹ monitoring list within the prior 14 days.

If the LHJ has been on the monitoring list within the last 14 days, the school must conduct distance learning only, until their LHJ has been off the monitoring list for at least 14 days.²

¹ School districts in LHJs that are cities are considered to be included as part of the county if the county is on the monitoring list.

² A waiver of this criteria may be granted by the local health officer for elementary schools to open for in-person instruction. A waiver may only be granted if one is requested by the superintendent (or equivalent for charter or private schools), in consultation with labor, parent and community organizations. Local health officers must review local community epidemiological data, consider other public health interventions, and consult with CDPH when considering a waiver request.

CDPH, MS 0500 • P.O. Box 997377 • Sacramento, CA 95899-7377
(www.cdph.ca.gov)





SONIA Y. ANGELL, MD, MPH
State Public Health Officer & Director

State of California—Health and Human Services Agency California Department of Public Health



GAVIN NEWSOM
Governor

Guidance Once Re-Opened to In-Person Instruction

How should schools think about testing?

Once schools are re-opened to at least some in-person instruction, it is recommended that surveillance testing be implemented based on the local disease trends. If epidemiological data indicates concern for increasing community transmission, schools should increase testing of staff to detect potential cases as lab testing capacity allows.

Who should be tested and how often?

School staff are essential workers, and staff includes teachers, para-professionals, cafeteria workers, janitors, bus drivers, or any other school employee that may have contact with students or other staff. School districts and schools shall test staff periodically, as testing capacity permits and as practicable. Examples of recommended frequency include testing all staff over 2 months, where 25% of staff are tested every 2 weeks, or 50% every month to rotate testing of all staff over time.

What if a school or school district reopens to in-person instruction, but the county is later placed on the county monitoring list?

Schools should begin testing staff, or increase frequency of staff testing but are not required to close.

CDPH, MS 0500 • P.O. Box 997377 • Sacramento, CA 95899-7377
(www.cdph.ca.gov)





SONIA Y. ANGELL, MD, MPH
State Public Health Officer & Director

State of California—Health and Human Services Agency
California Department of Public Health



GAVIN NEWSOM
Governor

What measures should be taken when a student, teacher or staff member has symptoms, is a contact of someone infected, or is diagnosed with COVID-19?

	Student or Staff with:	Action	Communication
1.	COVID-19 Symptoms (e.g., fever, cough, loss of taste or smell, difficulty breathing) Symptom Screening: Per CA School Sector Specific Guidelines	<ul style="list-style-type: none"> • Send home • Recommend testing (If positive, see #3, if negative, see #4) • School/classroom remain open 	<ul style="list-style-type: none"> • No Action needed
2.	Close contact (†) with a confirmed COVID-19 case	<ul style="list-style-type: none"> • Send home • Quarantine for 14 days from last exposure • Recommend testing (but will not shorten 14-day quarantine) • School/classroom remain open 	<ul style="list-style-type: none"> • Consider school community notification of a known contact
3.	Confirmed COVID-19 case infection	<ul style="list-style-type: none"> • Notify the local public health department • Isolate case and exclude from school for 10 days from symptom onset or test date • Identify contacts (†), quarantine & exclude exposed contacts (likely entire cohort (††)) for 14 days after the last date the case was present at school while infectious • Recommend testing of contacts, prioritize symptomatic contacts (but will not shorten 14-day quarantine) • Disinfection and cleaning of classroom and primary spaces where case spent significant time • School remains open 	<ul style="list-style-type: none"> • School community notification of a known case
4.	Tests negative after symptoms	<ul style="list-style-type: none"> • May return to school 3 days after symptoms resolve • School/classroom remain open 	<ul style="list-style-type: none"> • Consider school community notification if prior awareness of testing





State of California—Health and Human Services Agency
California Department of Public Health



SONIA Y. ANGELL, MD, MPH
State Public Health Officer & Director

GAVIN NEWSOM
Governor

(†) A contact is defined as a person who is ≤ 6 feet from a case for >15 minutes. In some school situations, it may be difficult to determine whether individuals have met this criterion and an entire cohort, classroom, or other group may need to be considered exposed, particularly if people have spent time together indoors.

(††) A cohort is a stable group with fixed membership that stays together for all courses and activities (e.g., lunch, recess, etc.) and avoids contact with other persons or cohorts.

Guidance on School Closure

What are the criteria for closing a school?

Individual school closure is recommended based on the number of cases, the percentage of the teacher/students/staff that are positive for COVID-19, and following consultation with the Local Health Officer. Individual school closure may be appropriate when there are multiple cases in multiple cohorts at a school or when at least 5 percent of the total number of teachers/student/staff are cases within a 14-day period, depending on the size and physical layout of the school.

The Local Health Officer may also determine school closure is warranted for other reasons, including results from public health investigation or other local epidemiological data.

If a school is closed for in-person learning, when may it reopen?

Schools may typically reopen after 14 days and the following have occurred:

- Cleaning and disinfection
- Public health investigation
- Consultation with the local public health department

What are the criteria for closing a school district?



CDPH, MS 0500 • P.O. Box 997377 • Sacramento, CA 95899-7377
(www.cdph.ca.gov)



SONIA Y. ANGELL, MD, MPH
State Public Health Officer & Director

State of California—Health and Human Services Agency
California Department of Public Health



GAVIN NEWSOM
Governor

A superintendent should close a school district if 25% or more of schools in a district have closed due to COVID-19 within 14 days, and in consultation with the local public health department.

If a school district is closed, when may it reopen?

Districts may typically reopen after 14 days, in consultation with the local public health department.

State Resources for Case, Contact & Outbreak Investigations

California is committed to supporting local health departments with resources and other technical assistance regarding school case, contact, and outbreak investigations.

CDPH, MS 0500 • P.O. Box 997377 • Sacramento, CA 95899-7377
(www.cdph.ca.gov)

