

HEALTH SCREENING MUST BE DONE EVERYDAY **BEFORE** COMING TO SCHOOL/ENTERING THE BUILDING

Sign up for Health Portal

You should receive an email invitation from noreply@studentehr.com with the subject line **Wayland-Cohocton Central School District welcomes you to the SNAP Health Portal**. This email has instructions to login. Please follow the instructions in the email to set up your account. It will look like this:

Please take a moment to access your account:

1. Go to the SNAP Health Portal (www.studentehr.com) and enter your unique username and password:
2. **Username:** *your email address*
3. **Password:** *random password*

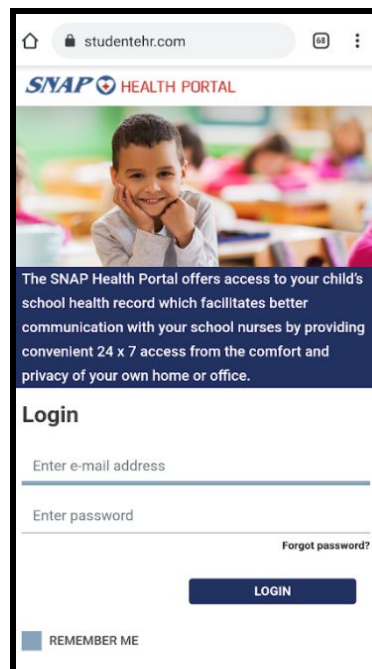
You can change your password by clicking your **Profile icon** at the top right of the screen and clicking **Account Settings**

Please bookmark this page (www.studentehr.com) for future check-ins. You can also save it to your home screen if you are using a phone.

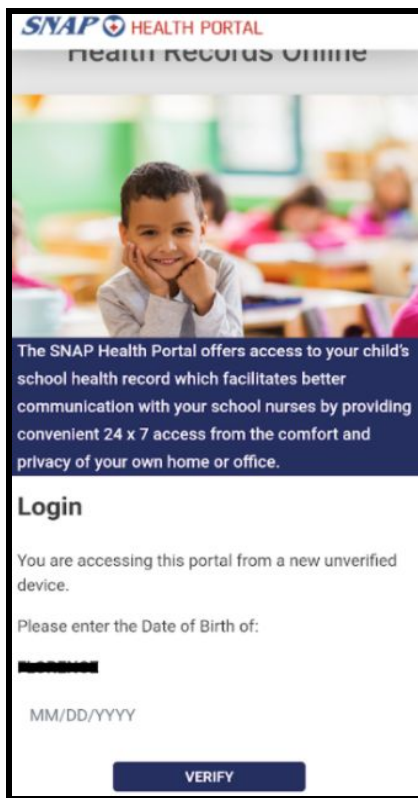
Login Screen on a computer



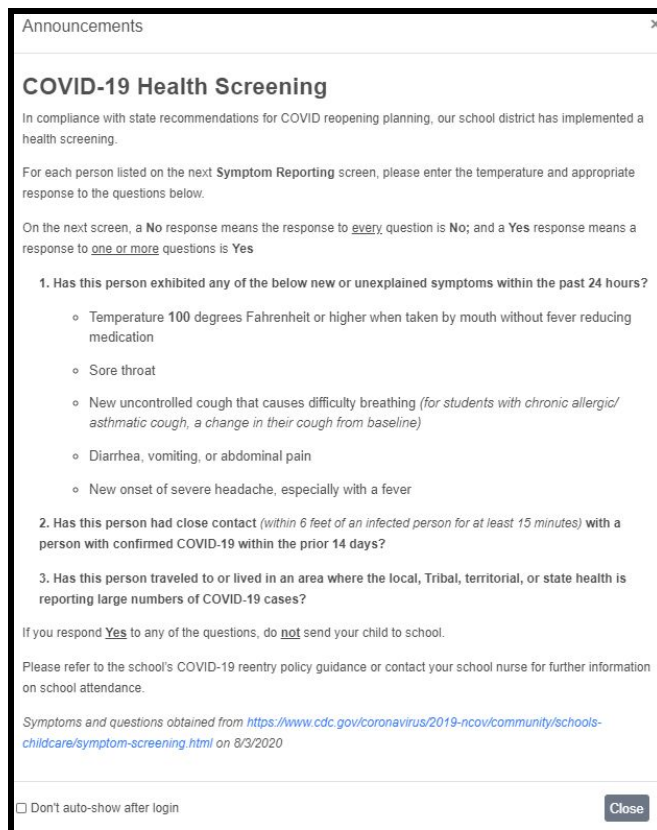
Login screen on a phone



On the first login from each device you will need to confirm the date of birth of the child listed to verify. Please enter it in this format **MM/DD/YYYY**

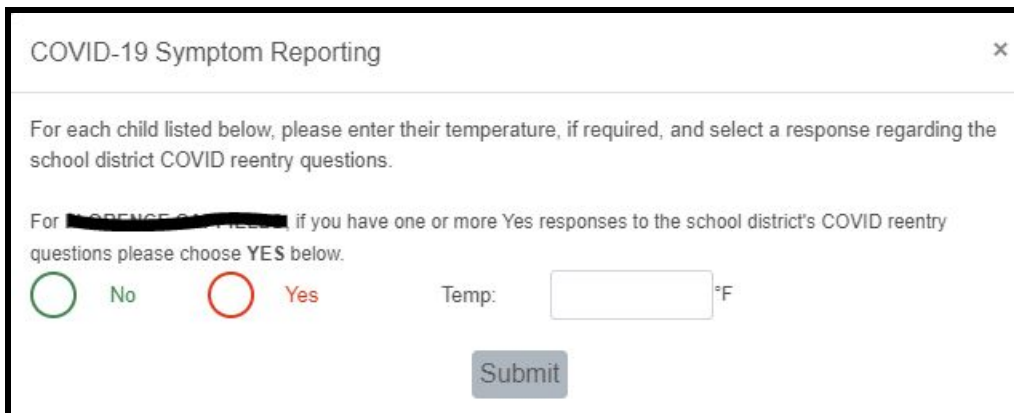


Once logged in you will see this pop up screen. **PLEASE READ CAREFULLY** and click **Close** at the bottom to move to the next screen.



Please answer **Yes (If you DO have symptoms)** or **No (If you DO NOT have symptoms)** on the following screen and enter your child's Temperature(Optional).

Note: If you are using a phone you may have to flip your phone sideways to see the whole screen



HEALTH SCREENING MUST BE DONE EVERYDAY BEFORE COMING TO SCHOOL/ENTERING THE BUILDING