

# MADISON JUNIOR SCHOOL

160 Main Street  
Madison, New Jersey 07940  
973-593-3149



Brooke Phillips, *Acting Principal*  
Pete Bovee, *Acting Assistant Principal*

September 3, 2020

Dear MJS Community,

We are finally here, just five days away from the first day of school at MJS. It was a pleasure to see so many students and families at our 6th Grade Meet & Greet. In case you missed these events, we've shared both [Team 6A and 6B presentations](#) on our website. Our teachers have been busy this week preparing for our students to return to MJS. Our staff has been engaging in many professional development workshops aimed to strengthen and enhance our distance learning practices and further develop our student engagement and assessment processes.


Please be sure to read through this letter in its entirety as it includes many links students will need for the first day of school and some essential information for the first day of school.

## Daily Student Health Questionnaire

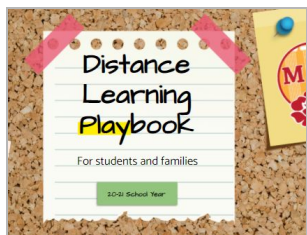
As part of the district's continued efforts to provide a safe and sanitary learning environment for our students, we have created a daily health questionnaire for parents to complete on behalf of their children. This form, which can be accessed via the [parent portal in Genesis](#), must be completed daily for each district student. Please be advised that regardless of your child's cohort, you must complete the health questionnaire each and every school day by 7:15 am. This would include students who are participating remotely. Upon logging into the parent portal, you must first click on the "Forms" tab. You will then see an option for "COVID-19 Daily Questions." The form asks a series of questions related to daily symptoms and any close contact/potential exposure. Please access this form and complete it in its entirety before submission.

## A Day In the Life

Many parents have asked what a typical hybrid day might look like for an in-person student and a remote learner, as well as how learning might look in our 7th and 8th grade English classrooms where our students are learning in blended levels. We've created a sample [daily diary](#) that shows what two seventh-graders might do on the same day with one student in-person and the other working remotely. We hope you find this useful in visualizing your child's day at MJS and provide some insights into how our English teachers will work to challenge all learners to work to their highest potential.

 A Day in the Life of an MJS 6th Grader Following the Hybrid Schedule		
	In-Person Learner	Remote-Learner
6:50 am	Parent fills out Health Screening form via Genesis	Dad fills out Health Screening form via Genesis
7:45 am	The student arrives after walking to MJS and enters the front door. A teacher greets him at the front door and he heads to wait in the auditorium for the 7:50 am bell to ring.	The student is just finishing breakfast and heads to the work desk her family set up at the dining room table. She makes sure she has her Chromebook, headphones, and water bottle in front of her.
7:55 am	The student heads to his English homeroom and is greeted by the teacher upon entering. He sits at his desk, using out his Chromebook, headphones, and refillable water bottle. He says hello to his classmates.	The student logs into English Google Classroom Meet and is greeted by the teacher upon entering. She says hello to her classmates on the screen and says present when the teacher calls her name.

## Distance Learning Playbook for Students and Families



There have been many questions about some of the technology and remote learning guidelines at MJS over the past few weeks. To help, we've created a [Distance Learning Playbook](#) that includes all the information learners will need to work remotely. Topics such as Using Feedback in Google, How to Read Your Schedule, Gmail, and Camera Recommendations are included, plus a few more helpful tidbits. This is excellent reading for all students and parents.

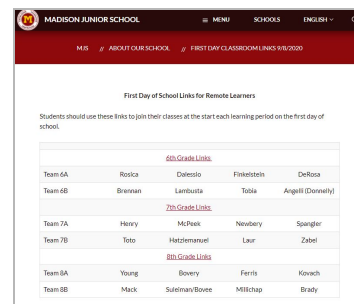
## The First Days

In-person students should use the following doors for entry:

- 6th and 7th grade - walk up to the front doors
- 8th grade - walk past the front doors and enter at the side of the building at the gym doors

The first bell rings at 7:50 am so students will want to arrive at MJS close to 7:45 am. Upon arrival, if students are early, the 6th and 7th graders will wait in the auditorium, seated to meet social distance protocols. 8th grade will do the same in the gym. During the first week or two, homeroom teachers will come to the auditorium and gymnasium to pick up their students and walk them to their classroom.

Students who are learning remotely should be ready to go by 7:55 am. **Students learning remotely on the first day of school should log into their first classroom video conference using the [links provided on our website](#).** Students should click the zoom link for the teacher they have and join the live class at the start of each period. Learners at home - please be patient for the first few days as our teachers learn to multitask their technology and work in six different classrooms. If a class is running a few minutes late, please wait for the teacher; he or she will be there!



First Day of School Links for Remote Learners			
Students should use these links to join their classes at the start of each learning period on the first day of school.			
<a href="#">4th Grade Links</a>			
Team 4A	Rosica	Dalmeida	Finkelshteyn
Team 4B	Brennan	Lambert	Angell (Donnelly)
<a href="#">5th Grade Links</a>			
Team 5A	Henry	McPhee	Newberry
Team 5B	Toto	Madameam	Law
<a href="#">6th Grade Links</a>			
Team 6A	Young	Bovary	Ferris
Team 6B	Mack	Sutemans/Bovary	Mitchup

Don't forget to pack in your backpack every day or have by your side at home:

- Fully charged Chromebook
- Charger cord
- Headphones or earbuds
- Water bottle (no snacks)
- In-person learners only - a mask and a backup mask

Cell phones can be brought into school, but they must be inside your backpack, zipped up, and turned off all day. Cell phone use during the school day is not permitted. Lastly, please be sure to do a final read of your student's schedule, and if you have an in-person learner, be sure they know which teacher they have for period one.

## Lunch To Go Pickups

Students who get lunch every day or have ordered lunch to go through Pomptonian can pick up their lunches each day at 12:25 pm dismissal. A table will be set up just outside the office, near the cafeteria, where students can check in with the cafeteria staff, pick up their lunch, and then exit the building to head home. Remote learners can pick up their lunches at the high school, similar to lunch pickups last spring.

## School Picture Days

School picture day with Lifetouch is scheduled for Monday, September 14, for our maroon cohort and Tuesday, September 15, for our gold cohort. Students will go down to the gym with their cohort and wait in line following social distance protocols. Our full-time remote learners are invited to come by MJS anytime from 1:00 - 3:00 pm on both days to get their pictures taken in the gym. Remote learners can pull their cars behind the school and drive up to the side gym doors. While the student enters to get their photo taken, two students at a time, parents can wait in the car line. As students come out, we will pull the car line up and allow more students inside. More details about the safety procedures Lifetouch will practice are included in this [video](#). Information on how student pictures can be ordered will be coming soon.

Acting Principal  
Madison Junior School