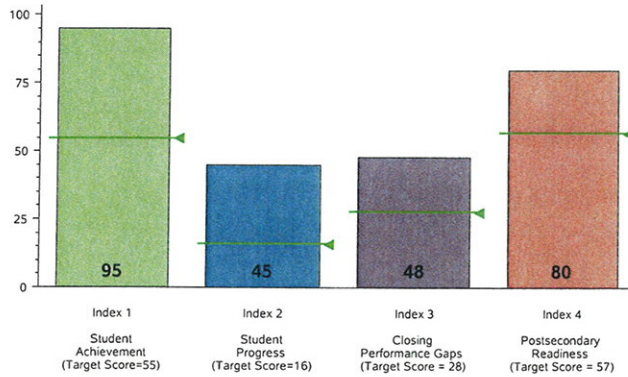


**TEXAS EDUCATION AGENCY
2014 Accountability Summary
WALL ISD (226906)**

Accountability Rating
Met Standard

Met Standards on - Student Achievement - Student Progress - Closing Performance Gaps - Postsecondary Readiness	Did Not Meet Standards on - NONE
---	--

Performance Index Report



Distinction Designation

Postsecondary Readiness Percent of Eligible Measures in Top Quartile 3 out of 9 = 33% NO DISTINCTION EARNED
--

Performance Index Summary

Index	Points Earned	Maximum Points	Index Score
1 - Student Achievement	1,736	1,826	95
2 - Student Progress	534	1,200	45
3 - Closing Performance Gaps	967	2,000	48
4 - Postsecondary Readiness			
STAAR Score	15.0		
Graduation Rate Score	25.0		
Graduation Plan Score	19.7		
Postsecondary Indicator Score	19.8		80

System Safeguards

Number and Percent of Indicators Met	
Performance Rates	20 out of 20 = 100%
Participation Rates	10 out of 10 = 100%
Graduation Rates	2 out of 2 = 100%
Met Federal Limits on Alternative Assessments	1 out of 1 = 100%
Total	33 out of 33 = 100%

For further information about this report, please see the Performance Reporting Division web site at <http://ritter.tea.state.tx.us/perfreport/account/2014/index.html>

**TEXAS EDUCATION AGENCY
2014 Accountability Summary
WALL H S (226906001) - WALL ISD**

Accountability Rating

Met Standard

Met Standards on

- Student Achievement
- Closing Performance Gaps
- Postsecondary Readiness

Did Not Meet Standards on

- NONE

Distinction Designation



Academic Achievement in Reading/ELA

NO DISTINCTION EARNED

Academic Achievement in Mathematics

NO DISTINCTION EARNED

Academic Achievement in Science

DISTINCTION EARNED

Academic Achievement in Social Studies

NO DISTINCTION EARNED

Top 25 Percent Student Progress

NOT ELIGIBLE

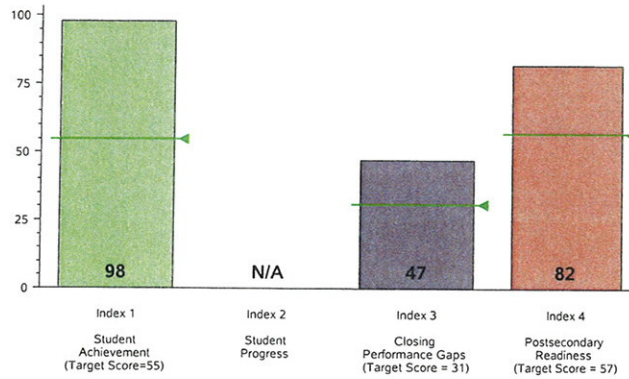
Top 25 Percent Closing Performance Gaps

NO DISTINCTION EARNED

Postsecondary Readiness

NO DISTINCTION EARNED

Performance Index Report



Campus Demographics

Campus Type	High School
Campus Size	324 Students
Grade Span	09 - 12
Percent Economically Disadvantaged	10.2%
Percent English Language Learners	0.0%
Mobility Rate	5.6%

Performance Index Summary

Index	Points Earned	Maximum Points	Index Score
1 - Student Achievement	326	332	98
2 - Student Progress	N/A	N/A	N/A
3 - Closing Performance Gaps	379	800	47
4 - Postsecondary Readiness			
STAAR Score	15.5		
Graduation Rate Score	25.0		
Graduation Plan Score	21.5		
Postsecondary Indicator Score	19.9		
Total			82

System Safeguards

Number and Percent of Indicators Met

Performance Rates	8 out of 8 = 100%
Participation Rates	5 out of 5 = 100%
Graduation Rates	2 out of 2 = 100%
Total	15 out of 15 = 100%

For further information about this report, please see the Performance Reporting Division web site at <http://ritter.tea.state.tx.us/perfreport/account/2014/index.html>

**TEXAS EDUCATION AGENCY
2014 Accountability Summary
WALL MIDDLE (226906041) - WALL ISD**

Accountability Rating

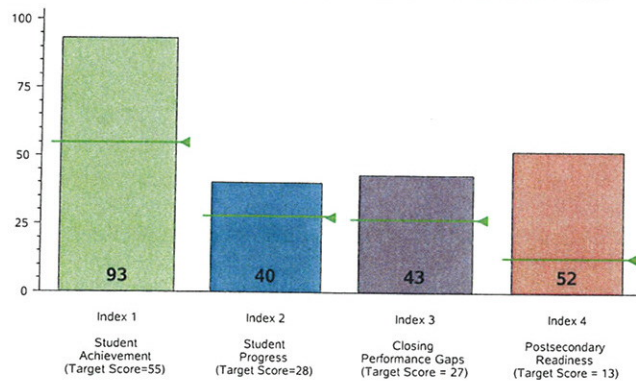
Met Standard

Met Standards on	Did Not Meet Standards on
- Student Achievement - Student Progress - Closing Performance Gaps - Postsecondary Readiness	- NONE

Distinction Designation

Academic Achievement in Reading/ELA	NO DISTINCTION EARNED
Academic Achievement in Mathematics	NO DISTINCTION EARNED
Academic Achievement in Science	NO DISTINCTION EARNED
Academic Achievement in Social Studies	NO DISTINCTION EARNED
Top 25 Percent Student Progress	NO DISTINCTION EARNED
Top 25 Percent Closing Performance Gaps	NO DISTINCTION EARNED
Postsecondary Readiness	NO DISTINCTION EARNED

Performance Index Report



Campus Demographics

Campus Type	Middle School
Campus Size	263 Students
Grade Span	06 - 08
Percent Economically Disadvantaged	11.0%
Percent English Language Learners	0.8%
Mobility Rate	4.2%

Performance Index Summary

Index	Points Earned	Maximum Points	Index Score
1 - Student Achievement	727	779	93
2 - Student Progress	485	1,200	40
3 - Closing Performance Gaps	600	1,400	43
4 - Postsecondary Readiness			
STAAR Score	52.3		
Graduation Rate Score	N/A		
Graduation Plan Score	N/A		
Postsecondary Indicator Score	N/A		52

System Safeguards

Number and Percent of Indicators Met

Performance Rates	14 out of 14 = 100%
Participation Rates	8 out of 8 = 100%
Graduation Rates	N/A
Total	22 out of 22 = 100%

For further information about this report, please see the Performance Reporting Division web site at <http://ritter.tea.state.tx.us/perfreport/account/2014/index.html>

TEXAS EDUCATION AGENCY
2014 Accountability Summary
 WALL EL (226906101) - WALL ISD

Accountability Rating

Met Standard

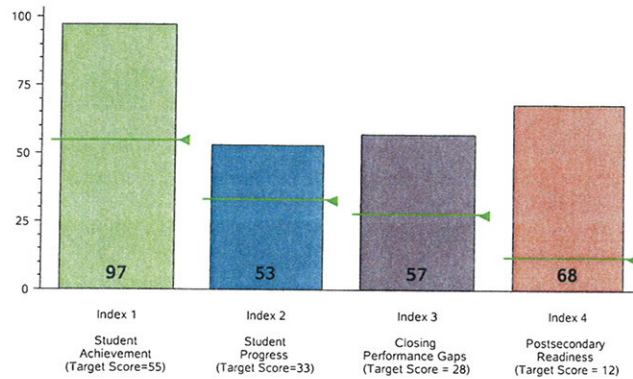
Met Standards on	Did Not Meet Standards on
- Student Achievement	- NONE
- Student Progress	
- Closing Performance Gaps	
- Postsecondary Readiness	

Distinction Designation



Academic Achievement in Reading/ELA	DISTINCTION EARNED
Academic Achievement in Mathematics	NO DISTINCTION EARNED
Academic Achievement in Science	NO DISTINCTION EARNED
Academic Achievement in Social Studies	NOT ELIGIBLE
Top 25 Percent Student Progress	DISTINCTION EARNED
Top 25 Percent Closing Performance Gaps	DISTINCTION EARNED
Postsecondary Readiness	DISTINCTION EARNED

Performance Index Report



Campus Demographics

Campus Type	Elementary
Campus Size	492 Students
Grade Span	KG - 05
Percent Economically Disadvantaged	15.0%
Percent English Language Learners	3.0%
Mobility Rate	8.0%

Performance Index Summary

Index	Points Earned	Maximum Points	Index Score
1 - Student Achievement	675	698	97
2 - Student Progress	637	1,200	53
3 - Closing Performance Gaps	792	1,400	57
4 - Postsecondary Readiness			
STAAR Score	67.7		
Graduation Rate Score	N/A		
Graduation Plan Score	N/A		
Postsecondary Indicator Score	N/A		68

System Safeguards

Number and Percent of Indicators Met

Performance Rates	13 out of 13 = 100%
Participation Rates	8 out of 8 = 100%
Graduation Rates	N/A
Total	21 out of 21 = 100%

For further information about this report, please see the Performance Reporting Division web site at <http://ritter.tea.state.tx.us/perfreport/account/2014/index.html>