

RSU #3 Campus Student and Campus Parent

Last Modified on 07/23/2020

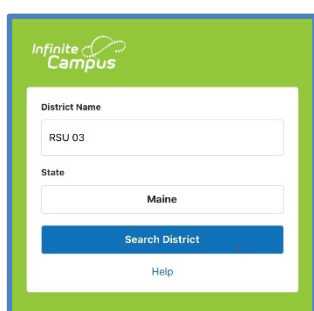
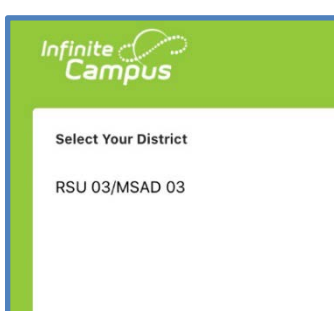
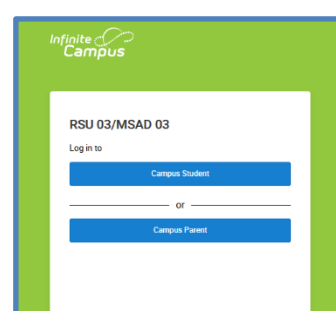
Welcome to RSU #3's new Campus Student and Campus Parent portals!

Campus Student and Campus Parent put school information at your fingertips with real-time access to announcements, assignments, attendance, grades, schedules, and more!

Logging in to the App

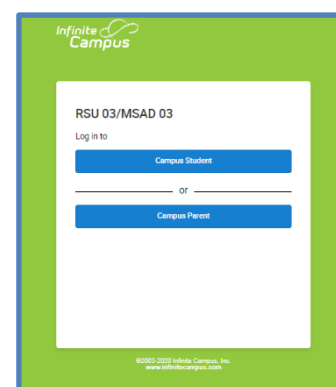
The Campus Student and Campus Parent apps provide the same tools as the browser version, with the benefit of the option to Stay Logged In and receive push notifications.

1. Download the app from the App Store or Google Play
2. Search for **District (RSU 03)** and **State (Maine)**,
3. Enter your **Username** and **Password**, provided by your school.

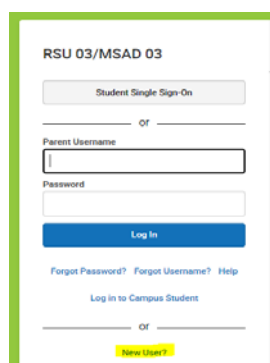
Logging in from a Web Browser

1. Visit <https://ic.msad3.org/campus/portal/msad3.jsp>
2. Students and parents have different login pages. Click either **Campus Parent** or **Campus Student**.
3. Enter the **Username** and **Password** provided by your school.
4. Click **Log In**!

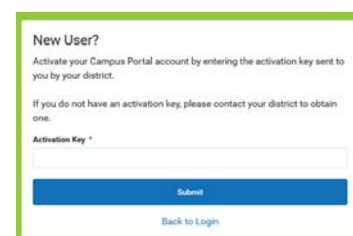


Have an Activation Key?

If you do not currently have a Campus Parent account, contact your student's school secretary. She will be able to provide you with an Activation Key. Use this key to create your own user account.



1. Follow the instructions above to either download the app or visit our website at: <https://ic.msad3.org/campus/portal/msad3.jsp>
2. Click on Campus Parent and select New User.
3. Enter your **Activation Key** in the space provided and then **Submit**.
4. Enter a **Username** and **Password** and click **Submit**.



Supported Devices

To use the Campus Student or Campus Parent apps, mobile devices must be on an Android version of 4.4 or later and iOS devices must be on a version of 9.0 or later.

RSU #3 Campus Student and Campus Parent

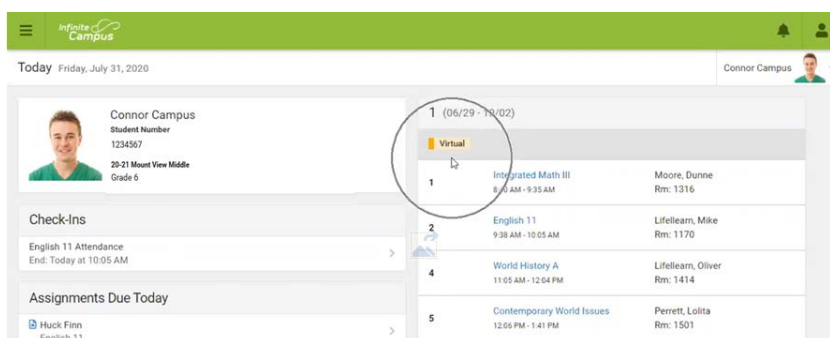
Blended Learning Schedule

Taking Virtual Attendance

Blended Learning Schedule

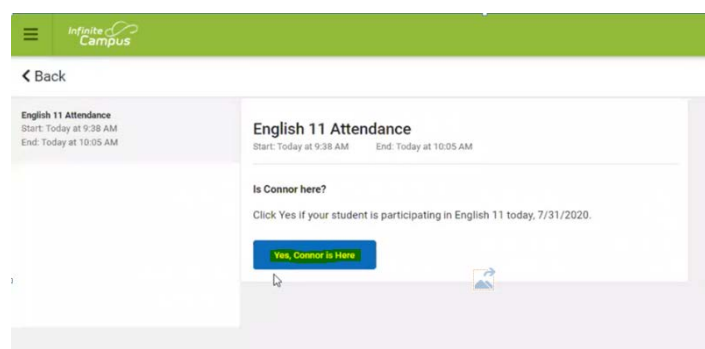
Am I Virtual Today?

Check the Today screen to see if you are physical or virtual today. A tag displays at the top of the schedule on days you are attending virtually. To check another day, go to the Calendar screen, click Schedule and click a day in the calendar to see if you are attending in—school or virtually that day.



Attendance Check-Ins

Students / Parents will be required to respond to an attendance Check-In to show that he/she has participated in school while virtual. Students / Parents are required to respond to Attendance Check-Ins by 11:59 pm the same day the student is expected to be virtually in attendance. To Respond to an Attendance Check-In, click the Check-In on the Today screen and then click **Yes, I'm Here.**



If a parent is checking multiple students in, he/she should click on the dropdown arrow next to his/her name in the top right-hand corner of the screen and select the next student that needs to be checked in. To respond to the Attendance Check-In for the next student, click the Check-In on the Today screen and then click **Yes, I'm Here.** To Respond to an Attendance Check-In, click the Check-In on the Today screen and then click **Yes, I'm Here.**

