



L. K. Moss Elementary School

 1707 Pineville Rd, Buena Vista, GA 31803

 (229)649-5567

 Grades: K-5

 Enrollment: 576 students

Note: For information on educator qualifications and other federal reporting requirements, [click here](#). Discipline data are available in the [K-12 Student Discipline Dashboard](#).

Performance Snapshot

- L. K. Moss Elementary School's **overall performance is higher than 44% of schools in the state** and is higher than its district.
- Its students' **academic growth is higher than 14% of schools in the state**.
- 41.6% of its 3rd grade students are reading at or above the grade level target**.
- L. K. Moss Elementary School is **Beating the Odds**, meaning that it performs better than similar schools.

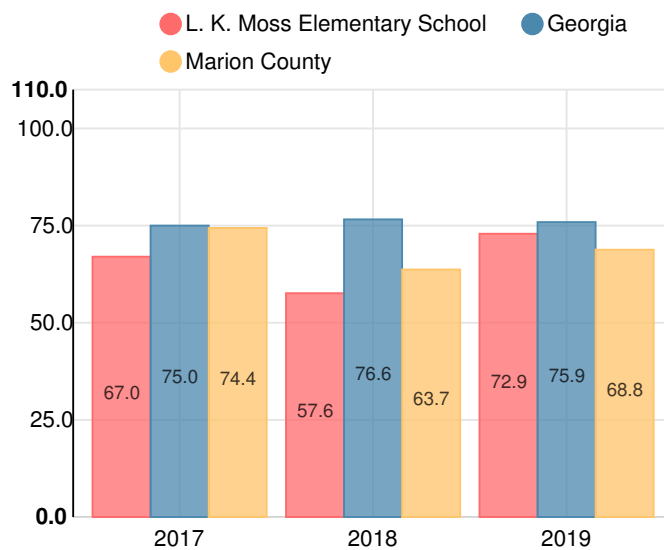
School Wide

C72.9

| Year | L. K. Moss Elementary School |
|------|------------------------------|
| 2019 | C |
| 2018 | F |
| 2017 | D |
| 2016 | D |
| 2015 | C |

| Grade conversion | |
|------------------|-----------|
| A | 90 - 100 |
| B | 80 - 89.9 |
| C | 70 - 79.9 |
| D | 60 - 69.9 |
| F | 0 - 59.9 |

CCRPI Single Score



Student Mobility Rate

11.3%

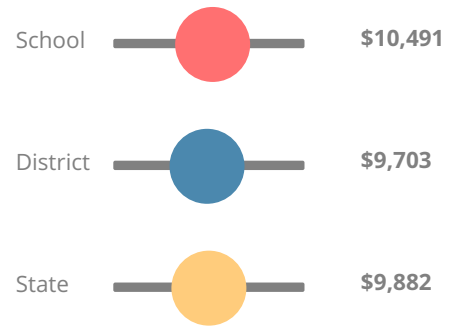
School Climate Star Rating



Financial Efficiency Star Rating

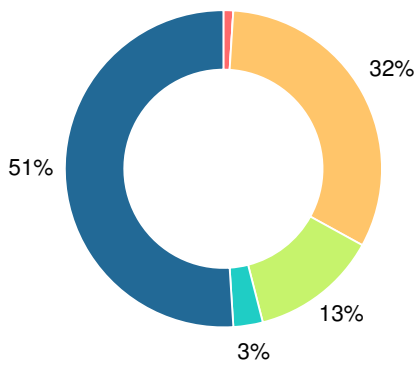


Per Pupil Expenditures



Race/Ethnicity

- Asian/Pacific Islander
- American Indian/Alaskan
- Black
- Hispanic
- Multi-racial
- White



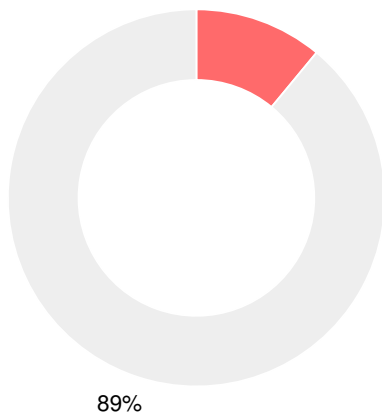
Economically Disadvantaged (ED)

- ED
- Not ED



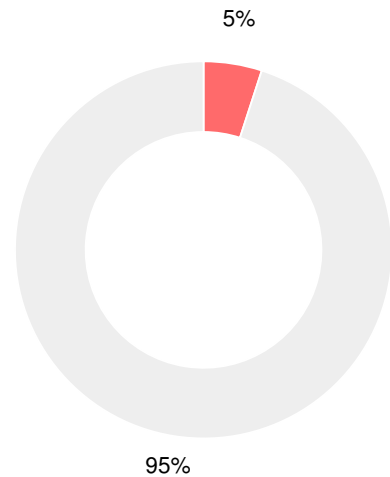
Students with Disability (SWD)

- SWD
- Not SWD



English Language Learners (ELL)

- ELL
- Not ELL



Elementary

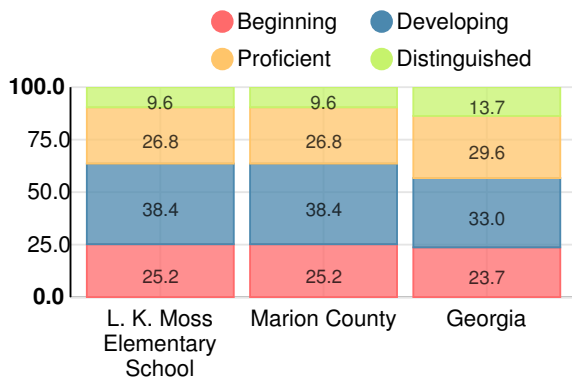
CCRPI Score

L. K. Moss Elementary School

| Indicator | 2019 |
|--------------------|-------------|
| Content Mastery | 62.9 |
| Progress | 70.8 |
| Closing Gaps | 100.0 |
| Readiness | 71.0 |
| CCRPI Score | 72.9 |

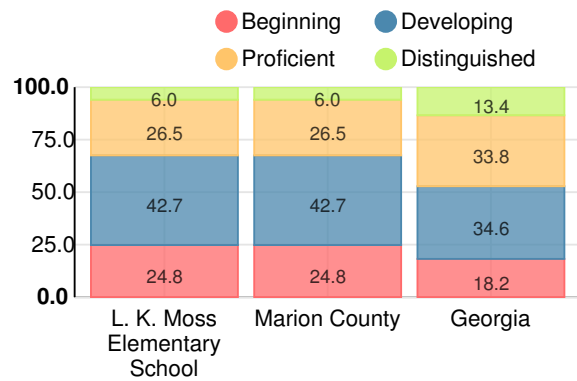
English

Percent of students scoring in each performance level on 2019 Georgia Milestones for elementary grades



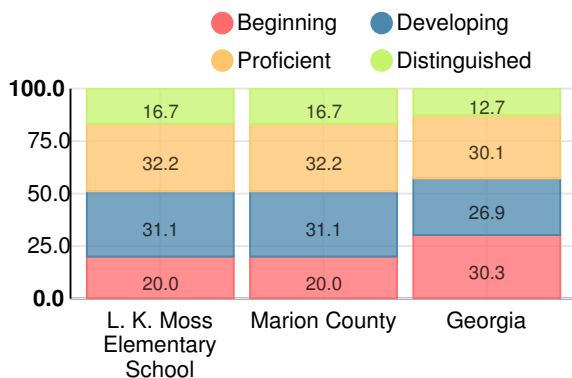
Mathematics

Percent of students scoring in each performance level on 2019 Georgia Milestones for elementary grades



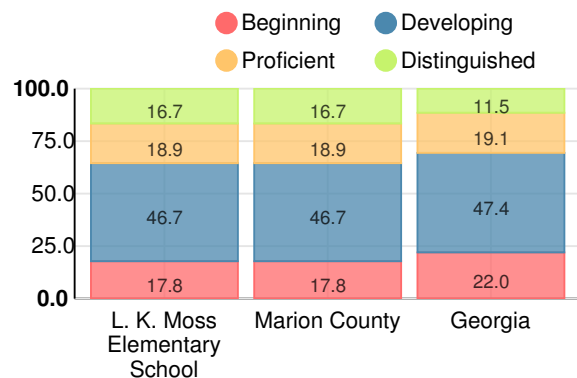
Science

Percent of students scoring in each performance level on 2019 Georgia Milestones for elementary grades



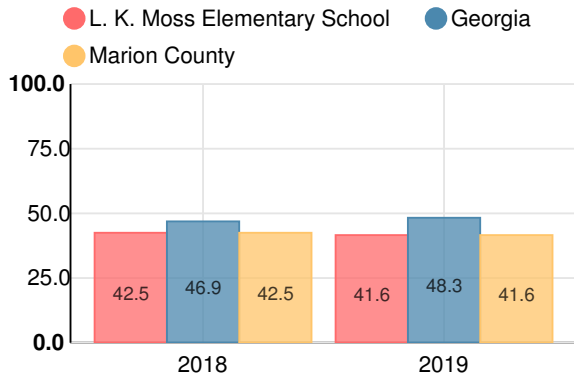
Social Studies

Percent of students scoring in each performance level on 2019 Georgia Milestones for elementary grades



Reading at or above the Grade Level Target (3rd Grade)

Percent of students in grade 3 achieving Lexile measure equal to or greater than 670



Reading at or above the Grade Level Target (5th Grade)

Percent of students in grade 5 achieving Lexile measure equal to or greater than 920

