



AT HOME LEARNING ENVIRONMENT

PARENT ORIENTATION

NAVARRO INDEPENDENT
SCHOOL DISTRICT

TUESDAY, AUGUST 18, 2020



MEETING AGENDA

At Home Classroom Expectations

Daily Schedules – What to Expect

Device Login

Classlink

Canvas

AT HOME CLASSROOM EXPECTATIONS

Caregiver, Parent or
Guardian available to
support daily
schedules and
assistance in learning

Dedicated, quiet and
consistent learning
space

Students may not
attend school in bed

Students must be in
dress code to attend
class


Student Code of
Conduct Applies

Pets and Other
distractions are not
appropriate

Disciplinary action
stands

DAILY SCHEDULES

- Pre-Kindergarten – 2nd Grade
 - Daily synchronous (live) instruction minutes daily up to 155 minutes daily
 - Most work completed off line
 - Must be equivalent to at least 180 minutes of coursework daily
- 3rd – 5th Grade
 - Daily synchronous (live) instruction at a minimum of 180 minutes daily
 - Some work completed off line
- 6th – 12th Grade
 - Daily synchronous (live) instruction at a minimum of 240 minutes daily
 - Some work completed off line




DEVICE LOGIN

- Navarro ISD – Student Login Information
 - Email Address: firstname.lastname_graduationyear@navarroisd.us
 - e.g. john.doe_2030@navarroisd.us or jane.doe_2033@navarroisd.us
 - Passwords: Capital first initial, first name; Capital first initial, last name; student ID number.
 - e.g. JD504123 or JD503413



CLASSLINK



CLASSLINK LOGIN



Choose an account

to continue to [ClassLink OneClick](#)



Lacey Gosch

lacey.gosch@nisd.us

ClassLink

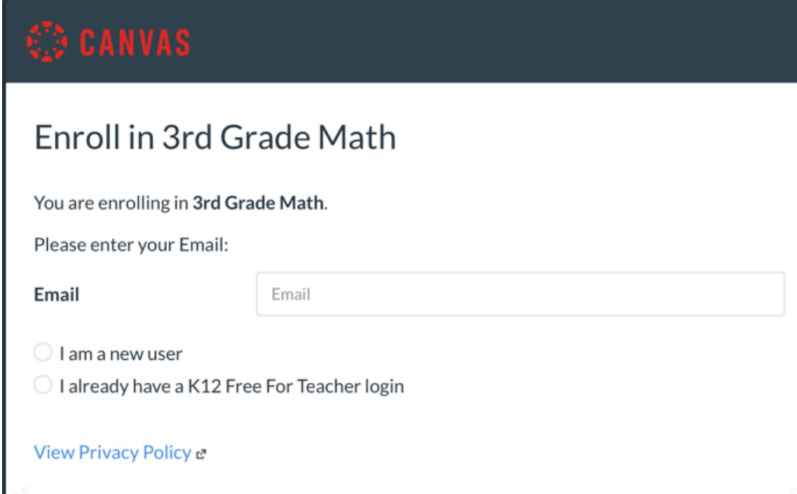
Search

Adobe Spark	BrainPOP Jr.	Canvas by Instructure	Code.org	DefinedSTEM (Student Code)	Discovery Education	Ed Your Friend in Learning	Essential Skills	ExtraMath - Student
First In Math	Flocabulary	Google Classroom	Google Docs	Google Drive	Google Sheets	Imagine Math	IXL	Kids A-Z
Learning Ally	Learning.com	Lexia Reading Core5 (Students)	Library Resources	My-HRW	Nessy (Student)	NWEA Map and Skills Navigation	Office 365 Suite	PebbleGo
Quaver's	Remote Support	SAVVAS Realize	Spelling City - Students	STEMscopes	STOPit!	Think Central	Unique Learning - Student	United Streaming
Universal Handwriting (Students)								



CANVAS - HOW DO I JOIN?

- Emailed Links from Teachers
 - Access Student Email
 - Link examples:
<https://k12.instructure.com/enroll/KJTU8B> or
<https://canvas.instructure.com/enroll/LLK9KI>



The screenshot shows the Canvas enrollment interface. At the top is a dark blue header with the Canvas logo. Below the header, the title "Enroll in 3rd Grade Math" is displayed. A message states "You are enrolling in 3rd Grade Math." followed by the instruction "Please enter your Email:". There is a text input field labeled "Email" with the placeholder text "Email". Below the input field are two radio button options: "I am a new user" and "I already have a K12 Free For Teacher login". At the bottom left, there is a link "View Privacy Policy" with an external link icon.

CANVAS

Enroll in 3rd Grade Math

You are enrolling in 3rd Grade Math.

Please enter your Email:

Email

☐ I am a new user

☐ I already have a K12 Free For Teacher login

[View Privacy Policy](#)

CANVAS SETUP CONTINUED

- Enter the Student Email Address:
 - Travis.gosch_2030@navarroisd.us
- Select – I am a New User
- Enter the Student's Full Name
- Place a Check mark in the Agree to Acceptable Use Policy
- Click Enroll in Course

Enroll in ELAR- Frederick

You are enrolling in **ELAR- Frederick**.


Please enter your Email:

Email

☒ I am a new user
☐ I already have a K12 Free For Teacher login

Full Name

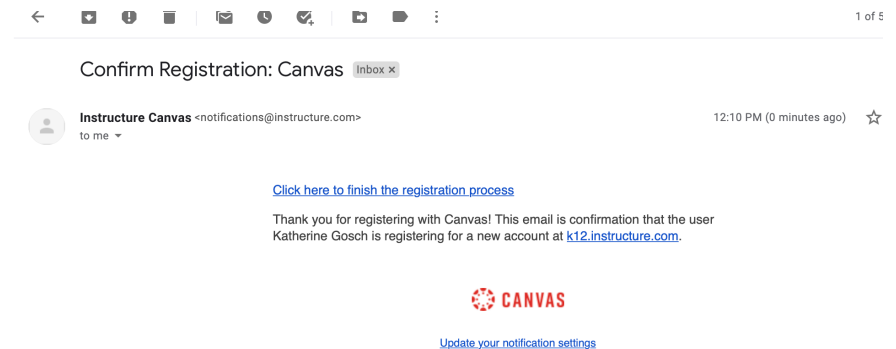
☒ I agree to the [Acceptable Use Policy](#).

[View Privacy Policy](#) 


[Enroll in Course](#)

CANVAS SETUP CONTINUED

- Go to Student's Email and Look for the Email from from Instructure Canvas called Confirm Registration: Canvas.
- Open the Email and Click the Blue Link that says:
 - Click here to finish the registration process.



CANVAS SETUP CONTINUED



Welcome Aboard!

In order to set up your account, we'll need a little more information.

Login:

Password:

Time Zone:

[Register](#)

- You will see the Welcome Aboard Message.
- The Student's email address will be listed in the Login Box. You will not be able to edit that box.
- Enter the Student Password
 - TG580123 (Initials and Student ID)
- Select the Central Time Zone
- Click Register

ADDING OTHER COURSES

- When adding other courses, you can click on the links provided by the teachers and it will open in Canvas and you can click the Enroll in Course Button to add it to the account.

Enroll in ELAR- Frederick

You are enrolling in **ELAR- Frederick**


[View Privacy Policy](#) 

Enroll in Course



SUPPORT RESOURCES

- District and Campus Websites
- www.nisd.us



FOOD SERVICES

- Remote Learners
 - Meal Pick Up Available Monday – Friday 11:00am – 12:00pm
 - Elementary/Intermediate: Breakfast \$1.00 ; Lunch \$2.85
 - Jr. High: Breakfast \$1.00 ; Lunch \$3.00
 - High school: Breakfast: \$1.00 ; Lunch \$3.25
- Lunch will be provided for the current day and breakfast for the following morning at the daily pickup time.

