



Guide to Google Classroom

What is Google Classroom?

Think of Google Classroom as your child's digital link to learning.

Teachers use Google Classroom to share assignments, homework, newsletters, and much more with students AND parents!




Getting Started

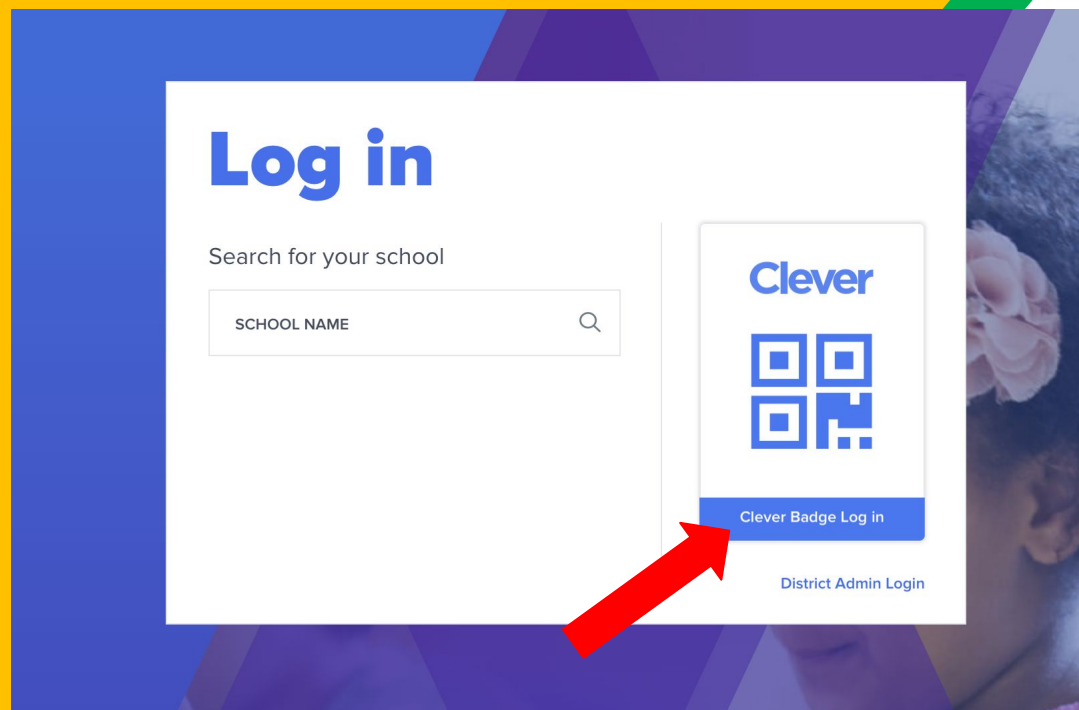
There are two ways your child can access Google Classroom.

By using [Clever](#), a single sign-on (SSO) management system, your child can access everything they need for distance learning in one place.

Students can also access Google Classroom through their school Gmail account.



Logging in with Clever



Your child was given a QR code that looks like this.



Go to clever.com/in/ksd402

Select "Clever Badge Login"

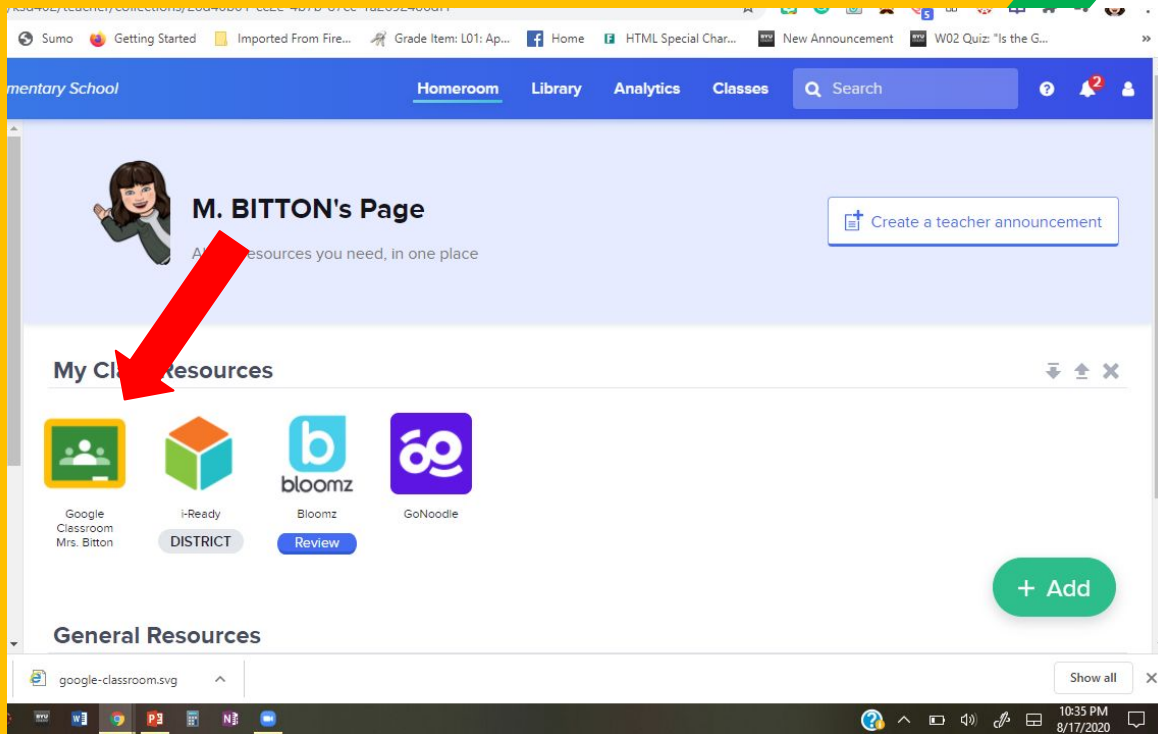
Wait for the camera to turn on

Hold the badge up to the camera and login

Logging in with Clever

Use the Clever landing page to access Google Classroom.

You can also access iReady, Bloomz, and GoNoodle.





Logging in with Google

Your child was given an email login and password. Go to gmail.com

Enter your child's Google Account email and password. You may need to click Use Another Account to add your child's information.

Select the waffle icon to open the Google Suite menu. Select Classroom.

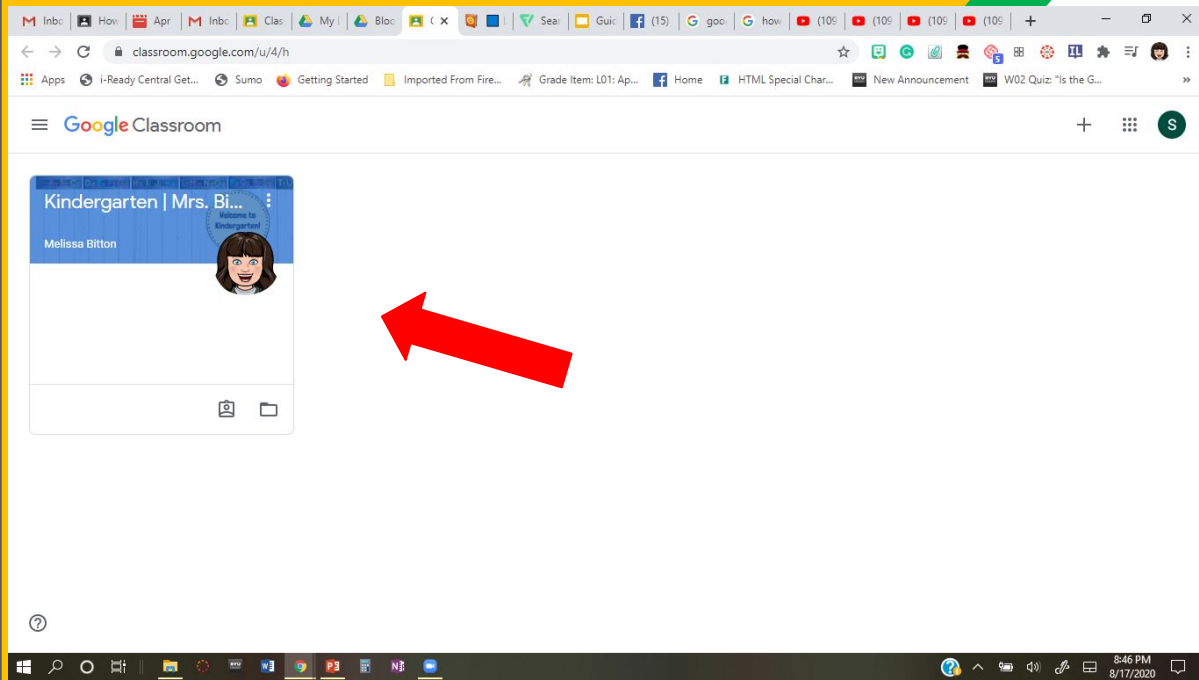


Google Classroom

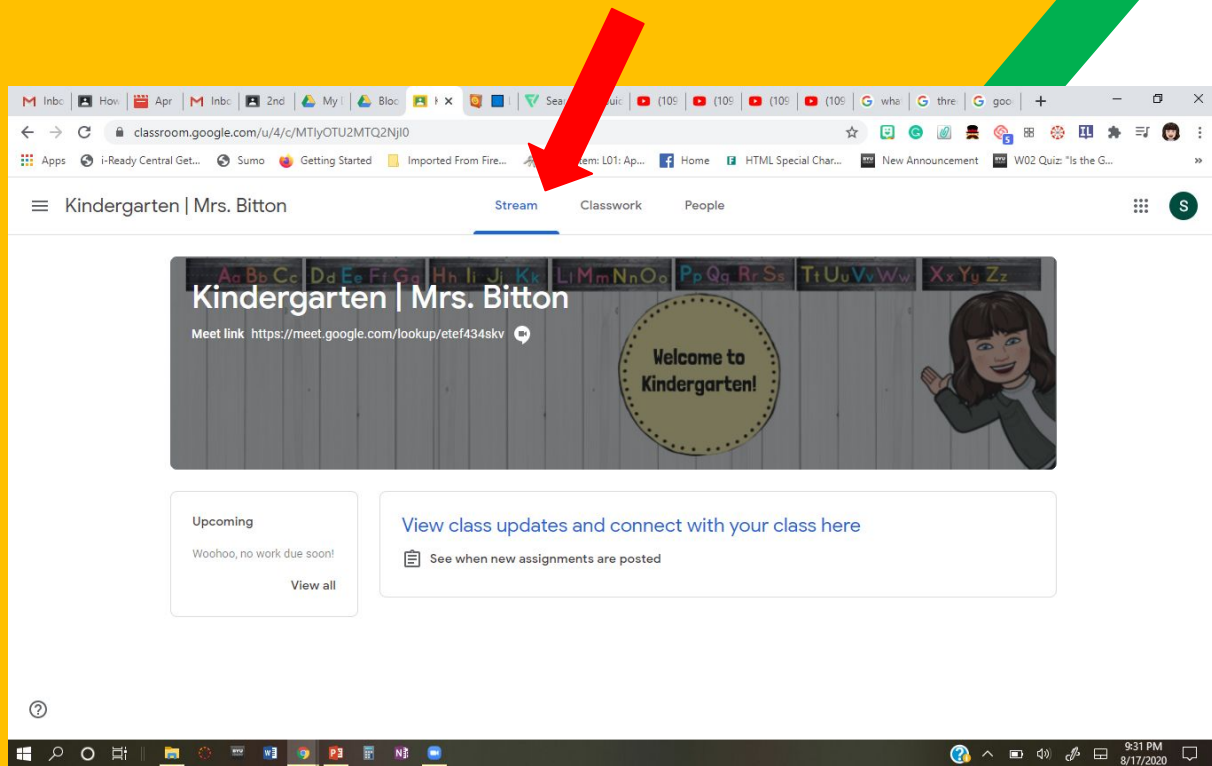
Click on your child's classroom

Look for these 3 categories

- Stream
 - Look here for announcements
- Classwork
 - Look here for student work
- People
 - Look here to see a classlist



Google Stream

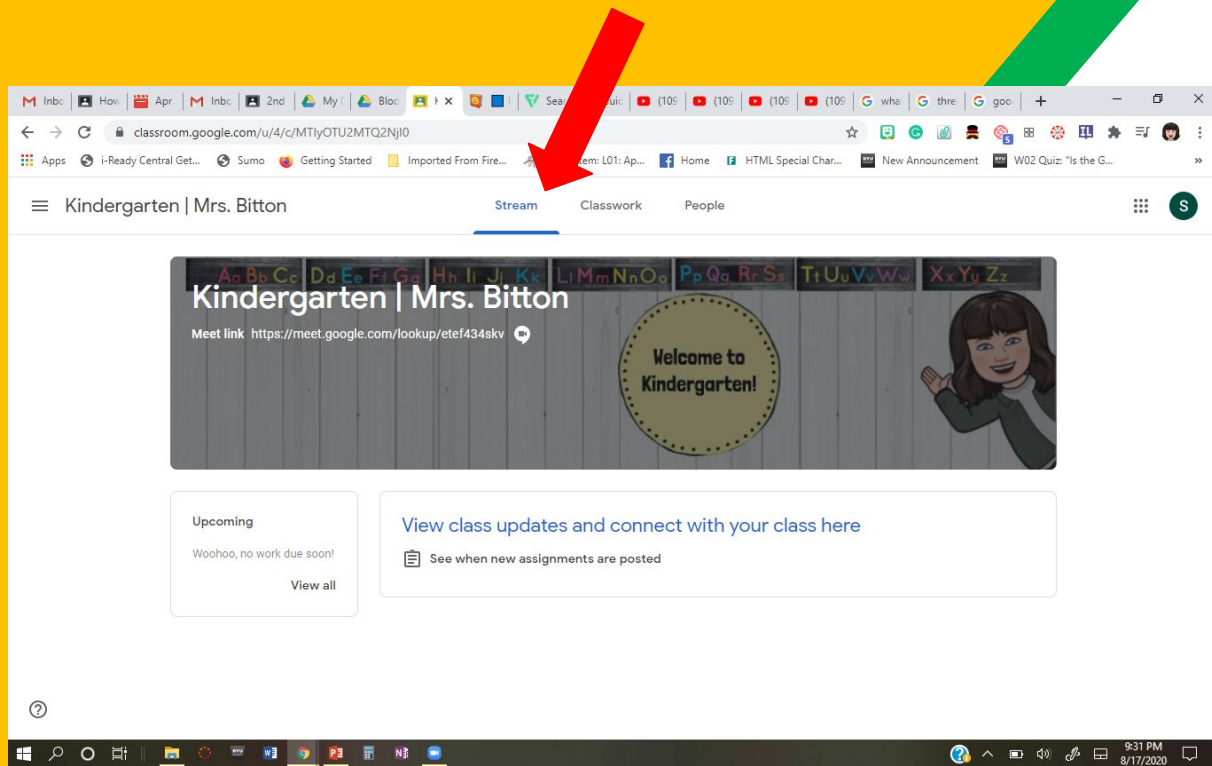


Your child's teacher will use the stream to communicate important information.

Look for announcements, updates, school information and more.

Look for upcoming assignments on the left.

Google Classwork



Your child's teacher will use the classwork tab to add class work.

Look for a weekly schedule, daily videos, assignments, and activities.

Assignments will have due dates and can be submitted within Google Classroom.

Submitting Work

HOW TO UPLOAD PICTURES TO



GOOGLE CLASSROOM



Use your
camera to
turn in your
Google
Classroom
homework



John R. Sowash | @jsowash | Chrmbook.com

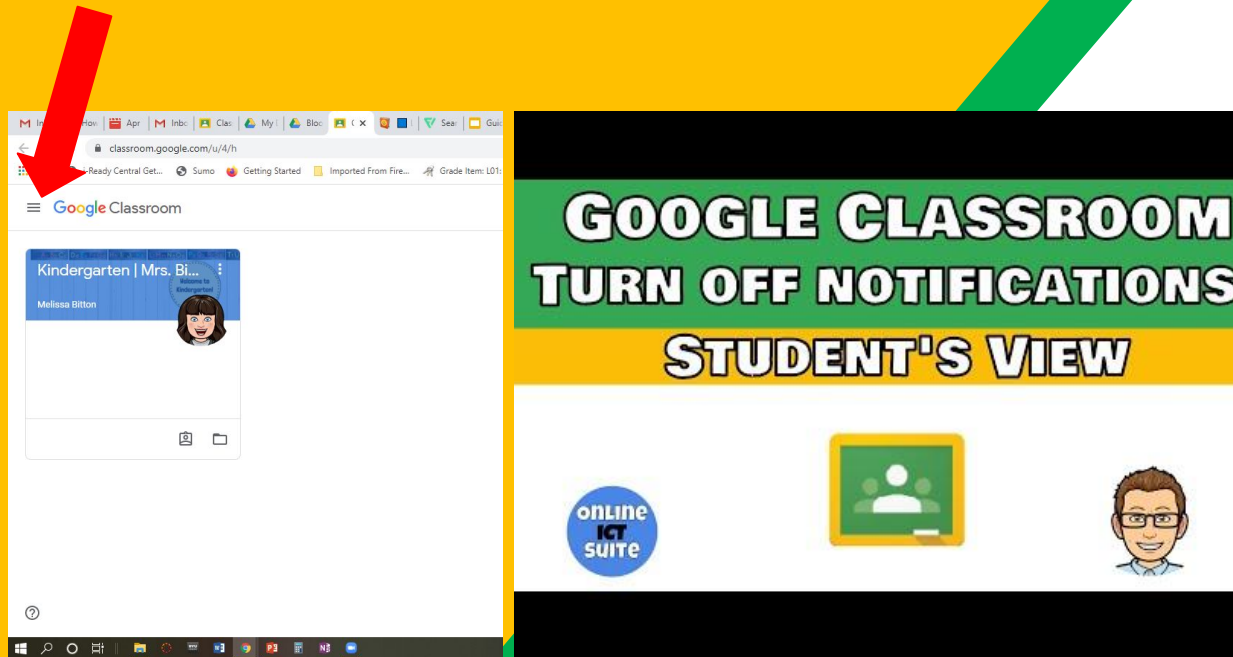
HCS
Horry County Schools



Submitting
assignments to
Google Classroom



Main Menu & Settings



GOOGLE CLASSROOM
TURN OFF NOTIFICATIONS
STUDENT'S VIEW

Select the hamburger icon to access your child's To-Do list and Settings.



- **To-Do List**
 - Look here for a list of assignments
 - Access current and completed assignments
- **Settings**
 - Look here to set your notification preferences
 - If notifications are on, your child will receive an email notification every time something is added to Google Classroom. We recommend turning notifications off.

Classroom Access




Download on the
App Store



GET IT ON
Google Play

Google Classroom can be used anywhere. Access Google Classroom from your desktop, laptop, tablet, or cell phone. Ensure your device is connected to the internet before beginning.



Troubleshooting



If you are having trouble with a school-issued computer, email the Kalama Helpdesk.

helpdesk@kalama.k12.wa.us

If you are having trouble with Google Classroom or any assignments, email your child's teacher.