

# Questions and Answers Following Week One of Remote Learning

Georgetown-Ridge Farm High School

A dark blue diagonal graphic that starts from the bottom left corner and extends towards the top right corner, covering the lower half of the page.

# Georgetown–Ridge Farm High School –Our schedule

- The next few slides explain the schedule for high school students

# What days am I expected to attend school? (Virtually for the high school)

- You are expected to attend school virtually every day, but different days have different expectations
  
- Monday, Wednesday, and Friday
  - You will meet with all of your teachers following your class schedule
  - Your teacher will either post a link for the Google Meet on the Google Classroom Stream or the link will appear along the title of the Classroom page. See slides 10 & 11 for an example of where the link is posted.
  - If you do not see the link, email your teacher to tell them immediately
  - Typically the link will become visible only a few minutes before class starts
  
- Tuesday and Thursday
  - You will meet with your first hour teacher at 8:02
  - By meeting with that teacher, you are telling the school that you are not absent and will be working throughout the day on Google Classroom
  - After the first meeting for attendance, you are to work on school work posted by your teachers for the rest of the class day

# What days am I expected to attend school? (Virtually for the high school)

Monday	Tuesday	Wednesday	Thursday	Friday
Live class sessions on Google Meet following your class schedule	<p>Live class session, on Google Meet, at 8 am, with your first-hour teacher.</p> <p>After your first-hour class session, you will work on classwork posted by your teachers.</p> <p>All classwork will be posted for the day by the start of the first period and you are expected to spend the rest of the school day working independently.</p>	Live class sessions on Google Meet following your class schedule	<p>Live class session, on Google Meet, at 8 am, with your first-hour teacher.</p> <p>After your first-hour class session, you will work on classwork posted by your teachers.</p> <p>All classwork will be posted for the day by the start of the first period and you are expected to spend the rest of the school day working independently.</p>	Live class sessions on Google Meet following your class schedule

# What times do my classes start at the high school?

1 <sup>st</sup> Hour	8:02 – 8:48
2 <sup>nd</sup> Hour	8:51 – 9:37
3 <sup>rd</sup> Hour	9:40 – 10:26
4 <sup>th</sup> Hour	10:29 – 11:15
Lunch	11:18 - 12:03
5 <sup>th</sup> Hour	12:06 – 12:37
6 <sup>th</sup> Hour	12:40 – 1:26
7 <sup>th</sup> Hour	1:29 – 2:15

# Technology Issues/Questions

- The next few slides includes information based on commonly asked technology questions

# What main websites do I use?

- GMAIL - [mail.google.com](mailto:mail.google.com)
  - This is your email account
  
- Google Classroom - [classroom.google.com](https://classroom.google.com)
  - This is where all of your virtual classrooms are
  - Announcements, assignments, and Google Meet links appear here
  - If any classes do not appear here, check your email for an invitation from your teacher
  
- Google Meet - [meet.google.com](https://meet.google.com)
  - This is where you will meet with your teachers virtually
  - This will be done every Monday, Wednesday, and Friday for every class period based on the class schedule
  - You will also use this on Tuesday and Thursday during first period for attendance
  - Meet links (accessed through Classroom) take you to Google Meet

# What if I can't remember my password?

- Call the school or email [kbarth@gobuffaloes.org](mailto:kbarth@gobuffaloes.org) so that your password can be reset



# Where is the Google Meet Link?

- The Google Meet link is only available for students during the time when the session is live
- The link will not be active if the teacher is not live with the class
- The link will either be posted on the Google Classroom Stream or on the top of the Google Classroom page underneath the title
- Check the next slide to see an example of a Google Classroom page to see where the links are
- **If you cannot find the link, email your teacher immediately!**

# Where is the Google Meet Link?

## - On a computer

4th Hour Quantitative Literacy

Stream Classwork People

4th Hour Quantitative Literacy

Meet link <https://meet.google.com/lookup/fsqasc67fo>

WELCOME TO OUR CLASSROOM

Upcoming

Due today  
8:00 AM - Back to School ...  
8:00 AM - Student Survey

Due Friday  
8:00 AM - 1.1 Question

View all

Ellie Short  
10:24 AM

Here is the link for today's meet. We will be starting content, so grab pencil and paper if you have some. See you at 10:29. :)

Class video meeting  
<https://meet.google.com/loo...>

Ellie Short  
9:33 AM

I totally didn't mean to post something about the bitmoji locker for your class. That is for freshmen. Sorry for the confusion! See you all soon. :)

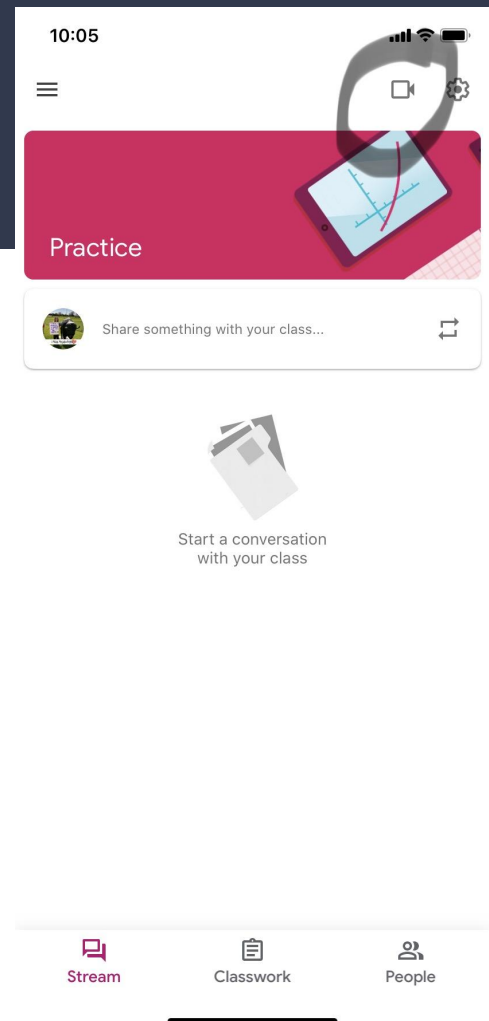
Ellie Short  
Aug 25

Good morning!  
Things to work on today:  
-Bitmoji Locker (if you didn't finish yesterday)  
-Back to School Escape Room  
If you can't get a code to work, be sure to contact me ASAP. :)

?

# Where is the Google Meet Link? – On a phone

- The link for a Google Meet is different on a phone, since the screen is smaller
- The image on the right shows the camera icon, which appears when a Google Meet is live
- Click on the camera icon to join the Google Meet




# What if Google Meet doesn't work?

- There are a few reasons that Google Meet might not work, but below is the most likely cause.
- Your Chromebook might be older and ask for you to update your browser
  - Try to update the browser - Google Chrome is the best browser for Google Meet
  - If you are unable to update the browser - Call the school to see if another device is available
  - If the school does not have another device, use that Chromebook for Classroom and all other Google services. For Google Meet, use a phone or other device.
  - Another option is to call into the Google Meet meeting. When first accessing the Google Meet meeting, look for a phone number. You can call this number to listen in to the meeting. It acts as a phone call to hear the meeting. You can also email your teacher to request this number.

# What if my microphone or camera doesn't work on Google Meet?

- The first step is to see if you have them turned on or off. See the image on the right as I have a red box around the microphone and camera buttons.

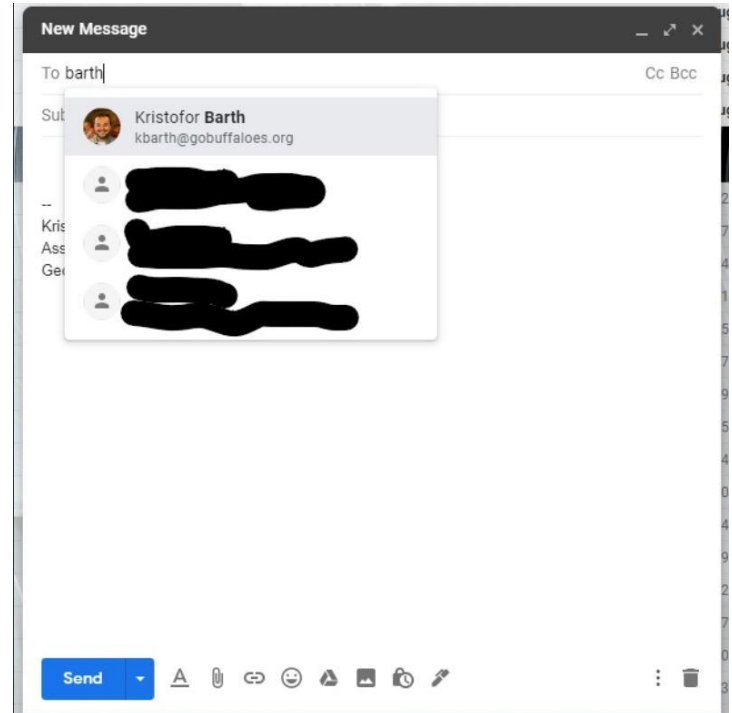


# What if my microphone or camera doesn't work on Google Meet?

- If you are using a computer that has an external webcam (meaning it is plugged into the computer), try unplugging the webcam and plugging it back in.
- You can also check the settings on your computer/browser to see if it is allowing the webcam access.

# How do I contact my teacher?

- The best method to contact your teacher is through email.
- When logged into your gobuffaloes gmail account, you should be able to find their email when composing a message.
- After logging into gmail, click “compose”
- In the “To” box, start typing in their last name. Gmail should have a drop-down box appear with their name/email.



# How do I take a screenshot? -Chromebook

- A screenshot can be helpful if you are trying to show someone something on your screen, such as a technology problem you are experiencing.
- Chromebook: Hold Ctrl as you press the “show windows” key - The image below shows this key.





# How do I take a screenshot? -Other Devices

- Taking a screenshot on other devices depends on the device, as well as the model of the device.
- For example, an iPhone screenshot is done by pressing the power button at the same time at the top volume button.
- My recommendation is to Google “How to screenshot on “whichever device you have.”
  - Example: How to screenshot on an iPhone 8

# General Tips

## If something doesn't work.

- Restart the device
- Log off and back on
- Close the browser/app and reopen
- Unplug it and plug it back in

## I don't understand/can't find what my teacher posted.

- Email the teacher
- Ask a classmate

# If you still have a question...

- If you are having trouble... you can email your teacher.
- You can also contact the office if the problem continues.

## **CONTACT INFO**

217-662-6716

[kbarth@gobuffaloes.org](mailto:kbarth@gobuffaloes.org)

[kthomas@gobuffaloes.org](mailto:kthomas@gobuffaloes.org)