



Your Education. Your Pace. Your Future.

800-297-2119

MyVirtualAcademy.com

Welcome to Elementary!





Hello! Meet our team:

Jamey Hill- Lead & Teacher/Mentor

Monica McQuarrie- Teacher/Mentor

April Rourke- Teacher

Jamie Primeau- Mentor

Amy Peterson- Teacher

Terri Simants- Success Coach

Kellie Malofey- Teacher






We make it easy!

All Coursework is in ONE place. Easy to use links are used for special programs like Reading Eaas.





Course Offerings






Reading Eggs is part of their Language Arts work in Accelerate.

It is also a required 3rd grade elective course.



Each core subject comes with a student workbook sent home.





Course Descriptions






Elementary Website

Students are exposed to a variety of fun class time sessions!

- Skype a Scientist Live/Antarctica Penguins LIVE
- Greenfield Village Presenter LIVE
- Virtual Teachers from other states read to us!
- Mystery Skype, Flip Grid, Kahoots
- Virtual Talent Show/Meet an Author LIVE
- Scavenger Hunts/Breakout EDU/Coding

[LESSON EXAMPLE : CLICK HERE](#)

[LESSON EXAMPLE: CLICK HERE](#)



Our Program

- ✗ We offer a daily “Morning Meeting” M-F
- ✗ We require Class Time attendance Thursdays
- ✗ We have a monthly Virtual Student Lunch
- ✗ Monthly Virtual Field Trip
- ✗ Student of the Week / Class Pet
- ✗ We use BLOOMZ to send out auto reminders
- ✗ Tutoring/Intervention, and Exact Path
- ✗ Pre/Mid-Year and Post Test: Exact Path
- ✗ Zoom is our main form of student communication



Monday-Friday

9:30am Daily Morning Meeting

Thursdays

1pm Weekly Whole Group Class Time

First Fridays

12pm st/teacher lunch

Last Fridays

1pm Virtual Trip



Sample*** Week Schedule - adjust for teacher time.



	Monday	Tuesday	Wednesday	Thursday	Friday
9:30-10:00	Morning Meeting	Morning Meeting	Morning Meeting	Morning Meeting	Morning Meeting
10:00-11:00	Math Course	Math Course	Math Course	Math Course	Math Course
11:00-12:00	Lunch Break	Lunch Break	Lunch Break	Lunch Break	Lunch Break
12:00-12:30	ESpark Math	Social Studies	ESpark Math	Social Studies	ESpark Math
12:30-1:00	Brain Break	Brain Break	Brain Break	Brain Break	Brain Break
1:00-2:00	Sci/Soc	Science	Social Studies	Class Time	Science
2:00-2:30	Language Arts Course	Language Arts Course	Language Arts Course	Language Arts Course	Language Arts Course
2:30-3:00	Reading Eggs	Reading Eggs	Reading Eggs	Reading Eggs	Reading Eggs

What does Accelerate look like?

The screenshot shows a dashboard with a dark green header labeled "DASHBOARD" and utility icons. Below the header are six course cards arranged in a 2x3 grid. Each card features a colorful illustration related to language arts and includes the course title, MyVA code, and school year. The first row contains "Language Arts 2 A - MyVA 20-21", "Language Arts 2 B - MyVA 20-21", and "Language Arts 3 A - MyVA 20-21". The second row contains a card with a colorful "ENGLISH!" illustration, and two empty yellow cards labeled "LANGUAGE ARTS". Each card has a set of control icons at the bottom.

Course Title	MyVA Code	School Year
Language Arts 2 A	MyVA 20-21	2020-2021
Language Arts 2 B	MyVA 20-21	2020-2021
Language Arts 3 A	MyVA 20-21	2020-2021
LANGUAGE ARTS		
LANGUAGE ARTS		

What does Accelerate look like?

The screenshot displays a user interface for a course titled "Math 1 A - MyVA 20-21 - Activities". The interface features a dark green header bar with icons for a window, clipboard, chat, and a grid. Below the header, a list of course components is shown, including a "Resources" folder, a "Pre-Test" requirement, and seven "Module" folders. The "Module 3" folder is currently selected and highlighted in grey, with a play button icon to its right. At the bottom left of the interface, the URL "celerate-myvirtualacademy.agilixbuzz.com" is visible.

- > Resources
- Pre-Test: This must be complete before starting your course.
- > Module 1
- > Module 2
- > **Module 3** ▶
- > Module 4
- > Module 5
- > Module 6
- > Module 7

celerate-myvirtualacademy.agilixbuzz.com

What does Accelerate look like?

The screenshot displays the Accelerate LMS interface. At the top, a dark green header bar contains the text "Math 1 A - MyVA 20-21 - Activities" on the left and several utility icons (document, clipboard, chat, grid, help) on the right. Below the header, a folder icon and the text "Module 1" are shown with a downward arrow. A list of activities follows, each with a document icon: "From Zero to Nine", "Counting Practice: Online Practice", "Fishing For Answers Assignment", "Grouping and Counting", "Skip Count by 2 Assignment" (highlighted with a grey background and a play button icon), "Name That Numeral", "Numbers Assignment", and "Number the Bones". At the bottom left of the screenshot, a URL is visible: <https://accelerate-myvirtualacademy.agilixbuzz.com>.

What does Accelerate look like?

The screenshot shows a mobile application interface. At the top, a blue header bar contains the text "From Zero to Nine" and "Math 1 A - MyVA 20-21 / Module 1". Below the header, the main content area has a light blue background with a green textured border on the left and right. The text "Can you count to 9?" is displayed in a light blue box. Below this, the instruction "Count the number of dots on each slide. Say the numbers out loud as you count." is shown. A yellow rectangular area contains the text "zero = 0" and a dark red rectangular shape. A right-pointing arrow icon is located in the bottom right corner of the yellow area. On the left side of the screen, there are vertical labels: "Table of C" and "Learning Coach".

Parent/Learning Coach Corner





Thanks!

Any questions?

Call us at 800-297-2119

Email us at info@atsedu.net