

# VOCABULARY TASK CARDS AND ACTIVITIES

THE OWL SPOT



12 Vocabulary Task Cards  
Vocabulary Tic-Tac-Toe (2 different games)  
‘Nym Boxes  
Sketch-to-Stretch

# Vocabulary Task Cards and Activities

Thanks for purchasing my vocabulary task cards and activities! Vocabulary building is the foundation of learning content in any subject area, and our students need as much practice as we can give them in getting to know their words. You will find 16 different vocabulary task cards in this packet, as well as 4 other vocabulary activities that can be used for any subject area.

Uses for these activities:

1. Use with your reading basal/novel with story vocabulary
2. Use in math, science, or social studies with content vocabulary
3. Use as a unit review activity
4. Keep task cards in a literacy center
5. Use in conjunction with a Word of the Day program
6. Use with your character value/education traits
7. Use in the related arts content areas (music, art, gym, library/computers)

Please visit my store for more classroom and lesson plan ideas.. If you have any questions, please email and I will do my best to answer them ([marthathornton09@gmail.com](mailto:marthathornton09@gmail.com)). Make sure to follow "The Owl Spot" for updates on new products, freebies and upcoming sales.

Happy Teaching! - Martha from "The Owl Spot"

[www.teacherspayteachers.com/store/the-owl-spot](http://www.teacherspayteachers.com/store/the-owl-spot)

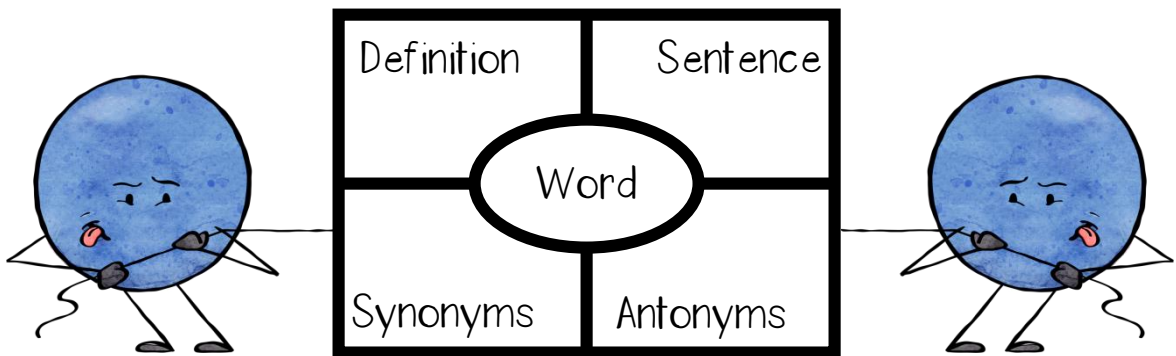
[www.the-owl-spot.blogspot.com](http://www.the-owl-spot.blogspot.com)

[www.facebook.com/theowlsport](https://www.facebook.com/theowlsport)




# Vocabulary task Card #1

Choose 4 of your words from your word list to use in the 4 box chart. Make the below chart in your vocabulary journal or paper.



© The Owl Spot 2017

# Vocabulary Task Card # 2




## Sketch to Stretch:

Divide your paper into enough sections for each of your vocabulary words. Then, draw a picture for each word, showing what the word means. Make sure to include labels and the vocabulary word in each section.

© The Owl Spot 2017


# Vocabulary Task Card # 3

Design your vocabulary words in a Scrabble board/crossword puzzle style. Each word needs to be linked together. Then, choose half of your words to write in a sentence.



© The Owl Spot 2017

# Vocabulary Task Card # 4




Choose 5 of your words and create an acrostic poem for each of them. Think about what the words mean, the connections you make with them, and other synonyms.

© The Owl Spot 2017


# Vocabulary Task Card # 5

Make a vocabulary mini picture book. Using a sticky note or index card for each word, draw a picture for each. Include a sentence for each word to show meaning. Staple your papers together, keeping the pages in ABC order.



© The Owl Spot 2017

# Vocabulary Task Card # 6




Write riddles for your vocabulary cards. Try to get specific, details, but don't give the answers away!

© The Owl Spot 2017


# Vocabulary Task Card # 7

Pick a topic that interests you, and begin researching. Use an alphabox template to record new words you learn about your topic. Try to fill up as many of your alphaboxes as you can!



© The Owl Spot 2017

# Vocabulary Task Card # 8



Write your vocabulary words in a list. Next to each word, think of a synonym and antonym that would go with each word.


Ex:

Tired = exhausted  $\neq$  energized

© The Owl Spot 2017

# Vocabulary Task Card # 9


Create a cross word puzzle with your vocabulary words. Provide definitions for the unknown word, and draw boxes to connect the words with your other words. Graph paper would help a lot!



© The Owl Spot 2017

# Vocabulary Task Card # 10


Choose 1 of your words to make a graffiti word poster. All white space should be covered. Use bubble letters or other fun letters to display your word. Include pictures to describe your word, phrases that relate to it, and a sentence or two that use the word. Be creative!



© The Owl Spot 2017


# Vocabulary Task Card # 11

Create a comic strip story that introduces the word and explains its meaning. Have fun making your story interesting and humorous!



© The Owl Spot 2017

# Vocabulary Task Card # 12




Write a commercial to sell something. Use as many of your vocabulary words as you can in your commercial.

© The Owl Spot 2017




# Vocabulary Task Card # 13

Make a memory matching game with your vocabulary cards. Cut squares from paper and write your words and their definitions on separate pieces. Then, place all squares face down in rows and try to match up the words with their definitions.



© The Owl Spot 2017


# Vocabulary Task Card # 14



Divide your words into syllables. Write your words in a list from the smallest amount of syllables to the largest amount.

© The Owl Spot 2017

# Vocabulary Task Card # 15




Paraphrase your vocabulary definitions. Look each of your words up in a dictionary. Read the definition, and then put it in your own words. Write out your paraphrased definitions with the word they belong to.

© The Owl Spot 2017

# Vocabulary Task Card # 16

Sort your vocabulary words into categories: parts of speech, topics, subject, etc. Then, explain how and why you sorted your words the way that you did.





© The Owl Spot 2017

# Vocabulary Tic-Tac-Toe

Connect 3 in a row to get Tic-Tac-Toe with your vocabulary words! Initial the ones you do, and staple your pages behind your Tic-Tac-Toe board.

<p>Write a short story using at least 7 of your vocabulary words. Underline your words in the story.</p>	<p>Sketch to Stretch – do a quick sketch of your word to show what it means. Write the word and its meaning below your picture. Do this for half of your vocabulary words.</p>	<p>Choose 5 vocabulary words. Write an acrostic poem for each word that tells what the word means. Your vocab word is written sideways and the meaning/explanation uses the vocab word letters.</p>
<p>Write your words on a piece of paper. Then, write a synonym and antonym next to each one.</p>	<p>Design your vocabulary words in a Scrabble format / crossword puzzle format. Each word should be connected in at least 1 way.</p>	<p>Choose half of your vocabulary words. Look up the word in a dictionary and write what part of speech it is. Write a sentence using the word correctly (must be your own sentence, not the one in the dictionary!).</p>
<p>Write a sentence for each of your vocabulary words. Your sentences must show that you know what the word means.</p>	<p>Choose half of your words and write a riddle for each of them.</p>	<p>Create a cartoon strip where the characters correctly use half of your words in a conversation between them.</p>




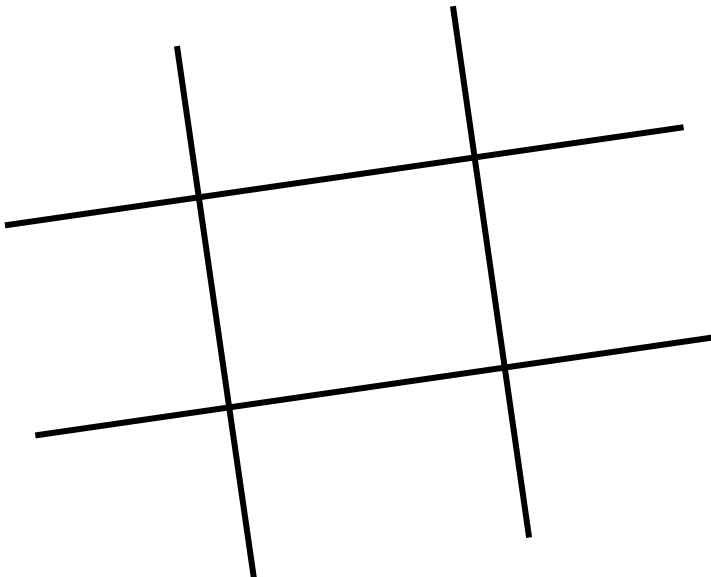
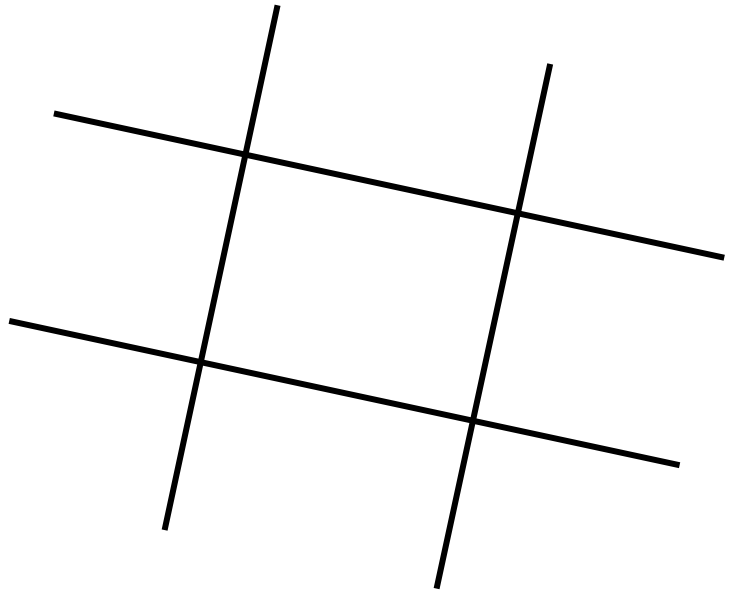


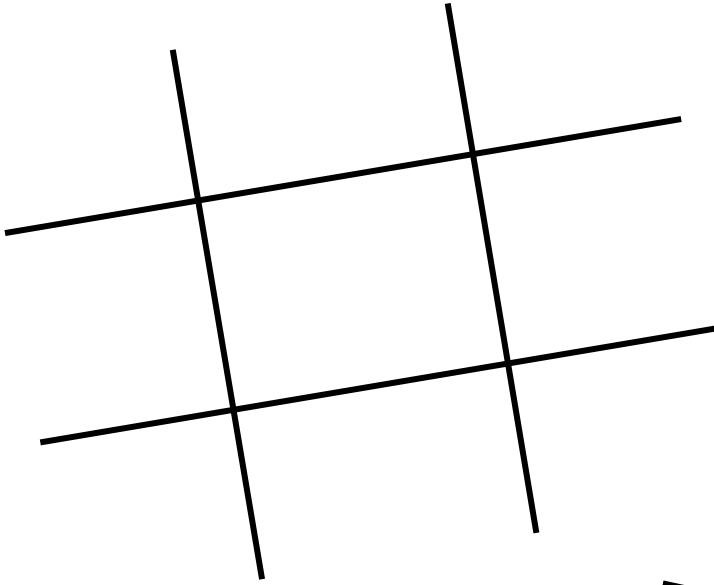
# Vocab Tic-Tac-Toe

Randomly write 9 of your vocabulary words in a tic-tac-toe board. Partner with a classmate to play Tic-Tac-Toe. Roll a dice to determine what to do with the vocabulary words for the round.

Roll a 1 or a 2: Give the definition of a word

Roll a 3 or a 4: Use the word in a sentence

Roll a 5 or a 6: Give a synonym for the word



# Sketch to Stretch

Write a vocabulary word in each box.

Then, draw a picture that will help you remember what the word means.

Word:	Word:
Word:	Word:
Word:	Word:
Word:	Word:

# The 'Nym Boxes

Determine the closest synonym and antonym for each of your words.

Synonym  Word:  Antonym	Synonym  Word:  Antonym
Synonym  Word:  Antonym	Synonym  Word:  Antonym
Synonym  Word:  Antonym	Synonym  Word:  Antonym
Synonym  Word:  Antonym	Synonym  Word:  Antonym



# The Owl Spot's Terms of Use

## You May

- Make copies for your own individual classroom
- Refer colleagues to my TpT store to purchase their own copies
- Purchase additional licenses at a discount to share
- Follow my store for updates on products & sales.

## You May Not

- Copy, share or upload this product to a shared server. This includes but is not limited to a school server or Google docs.
- Alter this product in any way.
- Include this product with any other products that you intent to sell or give away as part of a freebie.

## Designer Credits



## Follow Me!

[www.teacherspayteachers.com/Store/The-Owl-Spot](http://www.teacherspayteachers.com/Store/The-Owl-Spot)  
[www.facebook.com/theowlspot](http://www.facebook.com/theowlspot)  
[www.the-owl-spot.blogspot.com](http://www.the-owl-spot.blogspot.com)  
[www.pinterest.com/martha77](http://www.pinterest.com/martha77)  
[www.instagram.com/marthahach](http://www.instagram.com/marthahach)