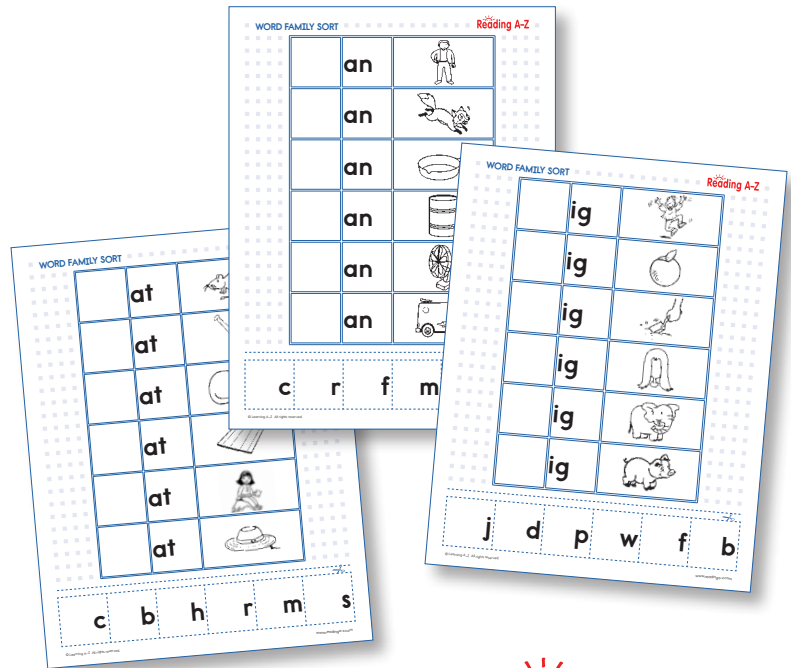


WORD FAMILY SORT

Directions


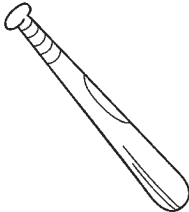




1. Cut out each letter card.
2. Have students say the name of each picture and place the correct letter in front of the word family to complete the word.









Reading A-Z

Notes







Reading A-Z

	at	
	at	
	at	
	at	
	at	
	at	


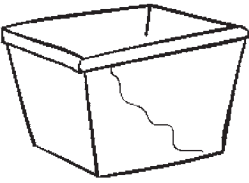

c b h r m s

	an	
	an	
	an	
	an	
	an	
	an	




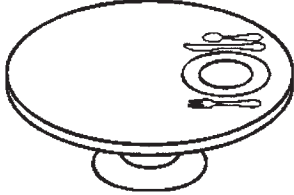


c r f m p v

	ig	
	ig	
	ig	
	ig	
	ig	
	ig	

j d p w f b

	in	
	in	
	in	
	in	
	in	

p t f b w

	et	
	et	
	et	
	et	
	et	
	et	

n





p

w

j

s

v

	en	
	en	
	en	
	en	10
	en	

p

m

h

d

t