

# Warren County Middle

Warren County Schools

School Website: 

(<http://www.warrenk12nc.org/schools.php?id=6>)

**Grade Span: 6-08 Charter: No**

118 Campus Drive, Warrenton, NC 27589

252-257-3751

Go to the Analytics Site to



(<https://ncreportcards.ondemand.sas.com/landing.html>)

Compare to Other Schools 

---

2018-19 Overall Performance 

View Performance by  
School or District

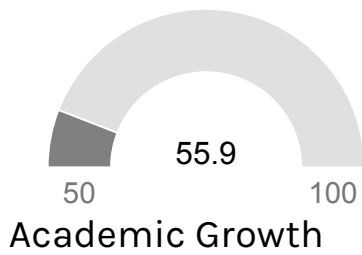
View Performance by  
Subgroup

---

**D** 2018-19  
GRADE


**42**

PERFORMANCE GRADE SCORE

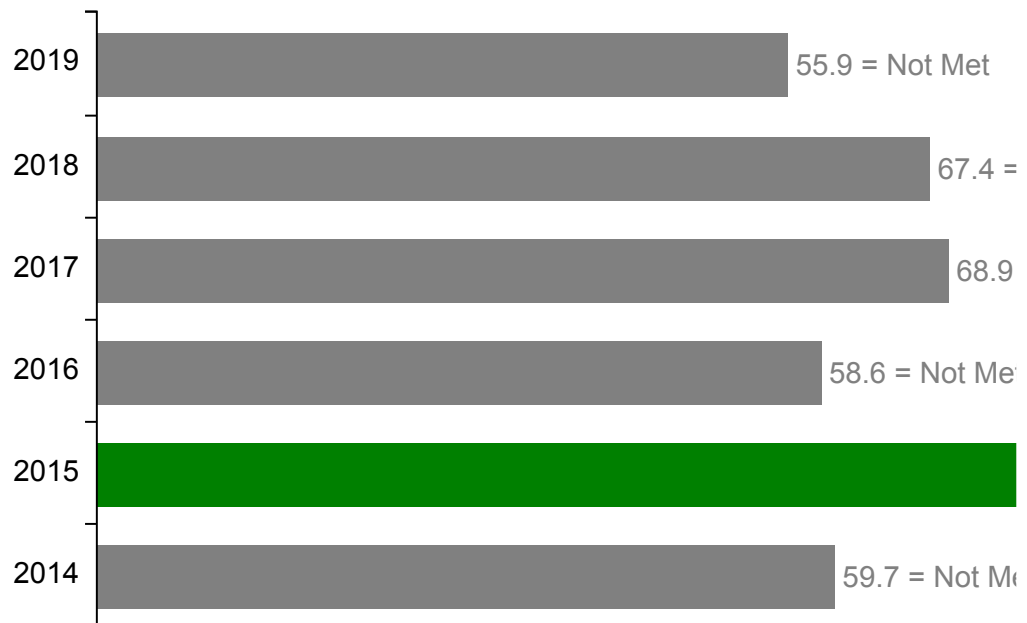


Growth Range	Growth Status
85.0-100.0	Exceeded
70.0-84.9	Met
50.0-69.9	Not Met

Performance Grade Score History.



### Academic Growth History.



F 2018-19  
EOG MATH GRADE D

38

2018-19  
EOG READING GRADE

EOG MATH GRADE SCORE 44

EOG READING GRADE  
SCORE

---

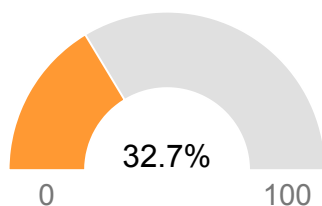
**🔗 Note - To protect student privacy, some data values for small groups will be suppressed as “> 95%” or “< 5%” in the charts or tables below. For counts less than 10, no data will be displayed.**

---

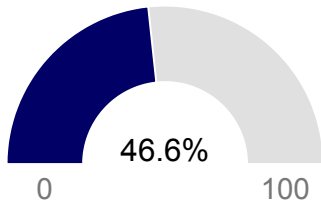
## 2018-19 Student Characteristics & Participation

This section describes some key measures about the students at this school.

### Incoming Student Readiness **i**

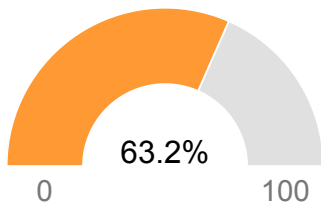


32.7% of the students entering 6th Grade across the school are proficient.

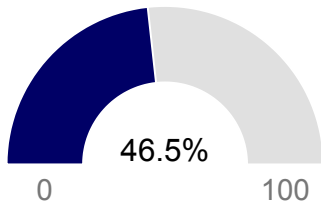


46.6% of the students entering 6th Grade across the state are proficient.

### Percentage Economically Disadvantaged ⓘ



63.2% of Students across the school are economically disadvantaged.



46.5% of Students across the state are economically disadvantaged.

## 2018-19 Career and College Ready

This section describes data around College and Career Ready in Warren County Middle. For more information about College and Career Ready please see: <http://www.ncpublicschools.org/cte/> (<http://www.ncpublicschools.org/cte/>).

## Participation in Career and Technical Education

Number  
Participating

Percent  
Participating

---

315


86%

---

## 2018-19 Student Performance

Student Performance  
by School/District

Student Performance  
by Subgroup

This section describes student performance in various test subject areas. Student test performance is reported as one of five achievement levels . Levels 1 and 2 are below grade level. Level 3 is grade level proficient. Levels 4 and 5 indicate students are on track for career and college readiness. For math, student test performance is reported as one of four achievement levels. Not Proficient is below grade level. Level 3 is grade level proficient, Levels 4 and 5 indicate students are on track for career and college readiness.

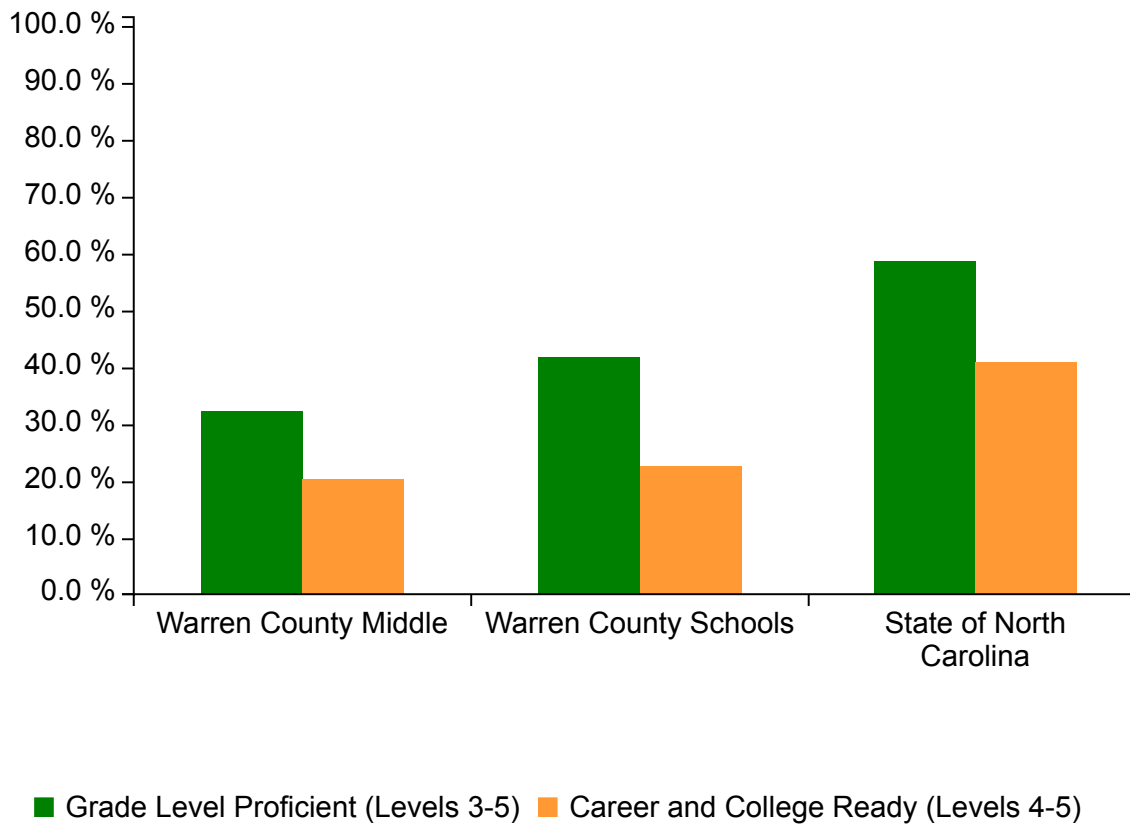
## Proficiency in Subject Areas

### Math Performance

Summary Chart

Table

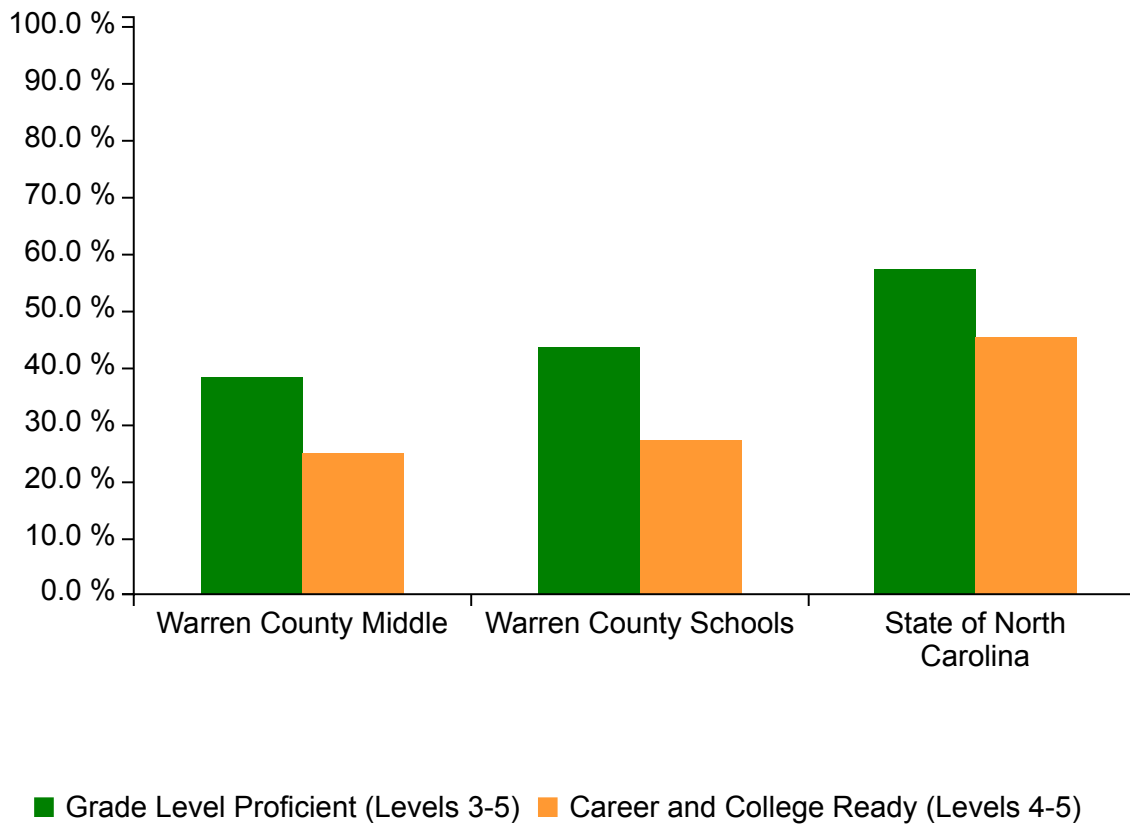
---



## English Language Arts/ Reading Performance ⓘ

Summary Chart

Table

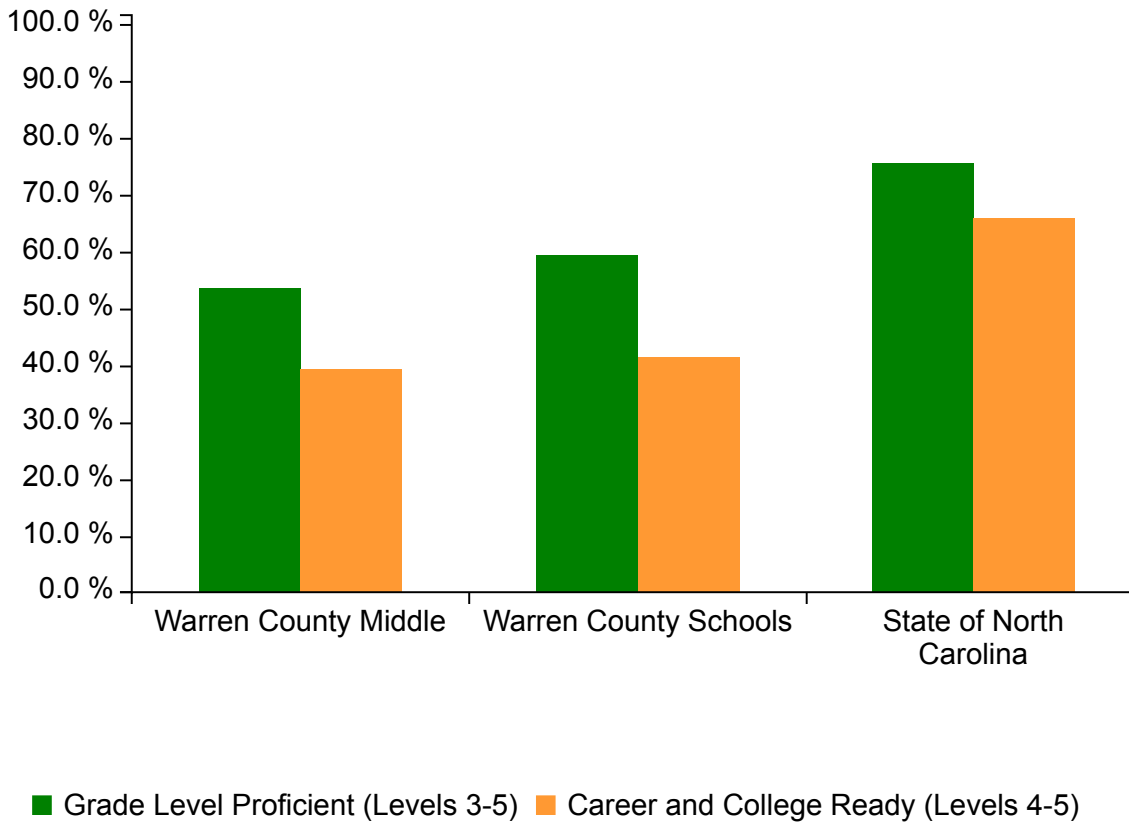


## Science Performance ⓘ

Summary Chart

Table





## Other Measures

### Test Participation ⓘ

Percentage of students participating in state mandated standardized testing.

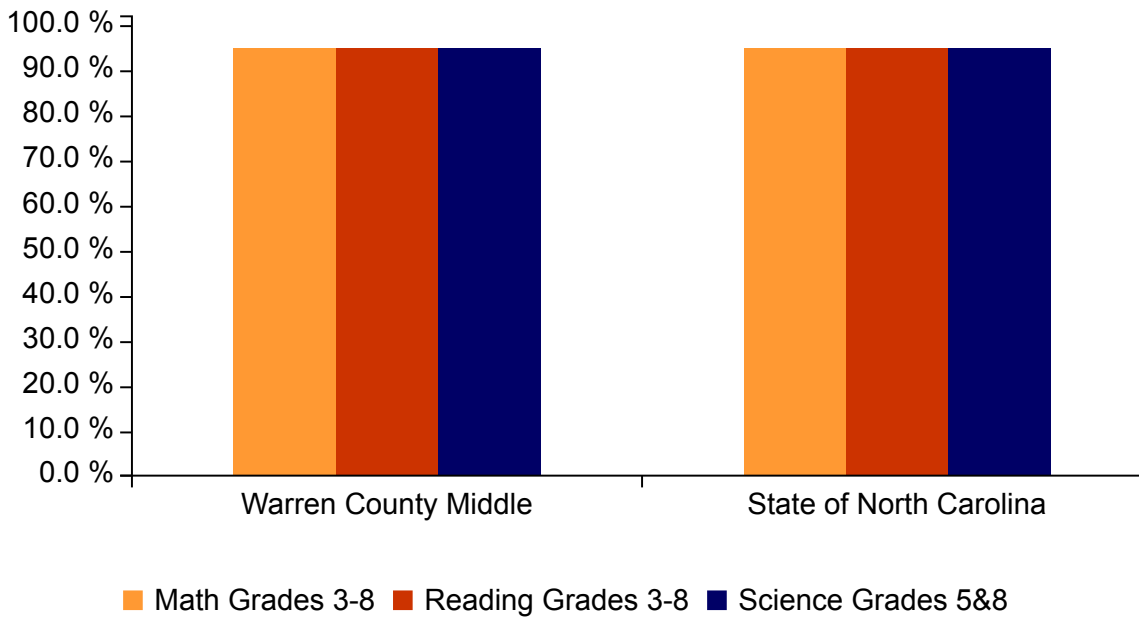


Chart Table

## Students with Disabilities Alternate Test Participation

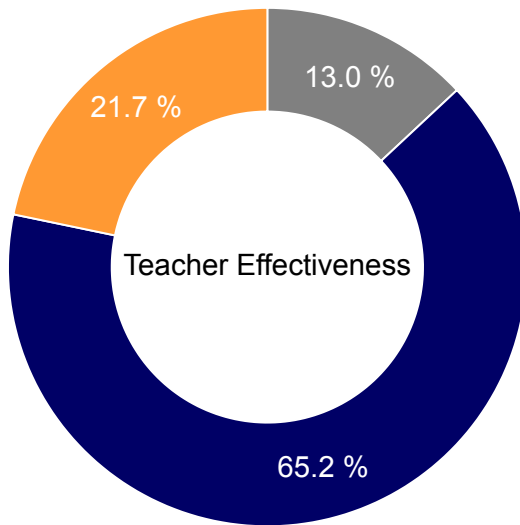
The percent of tested students is expected to be below 1% at the state level. Most schools have so few students that this information may be masked to protect student privacy. **i**



## 2018-19 Teachers and Qualifications

This section provides information on teachers and their qualifications.

### Warren County Middle **i**

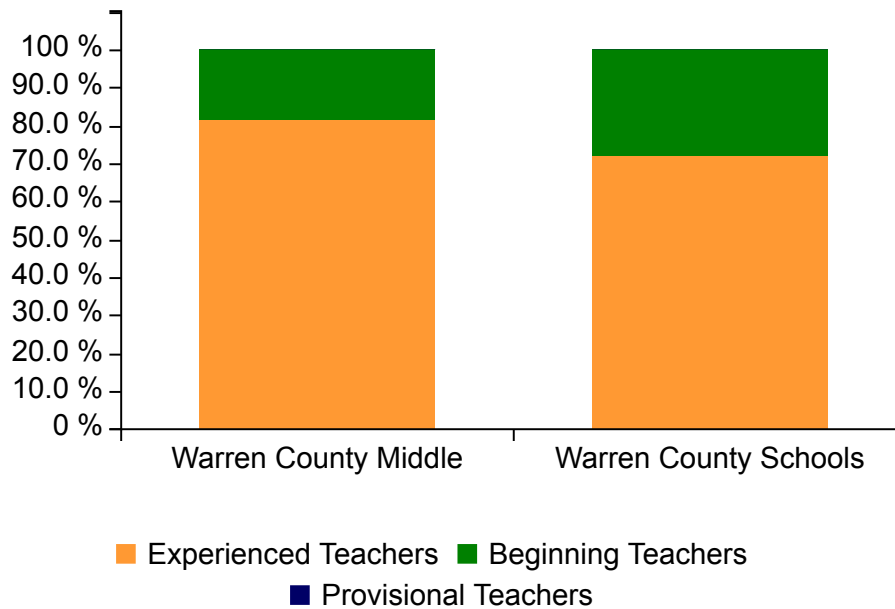


■ Needs Improvement ■ Effective  
■ Highly Effective

Chart Table

Summary Chart Table

## Teacher Qualifications



## 2018-19 School Environment

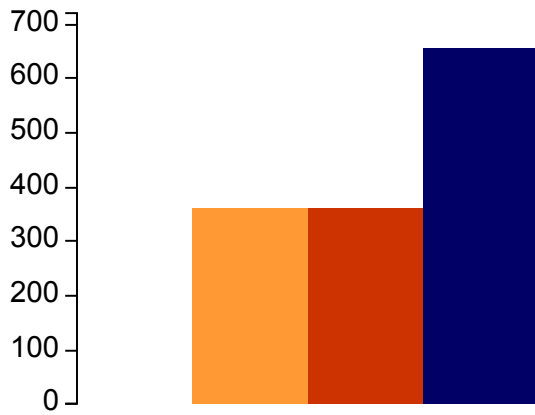
<a href="#">View Environment by School/District</a>	<a href="#">View Environment by Subgroup</a>
---	--

This section provides information on the school environment and facilities

### Total Students

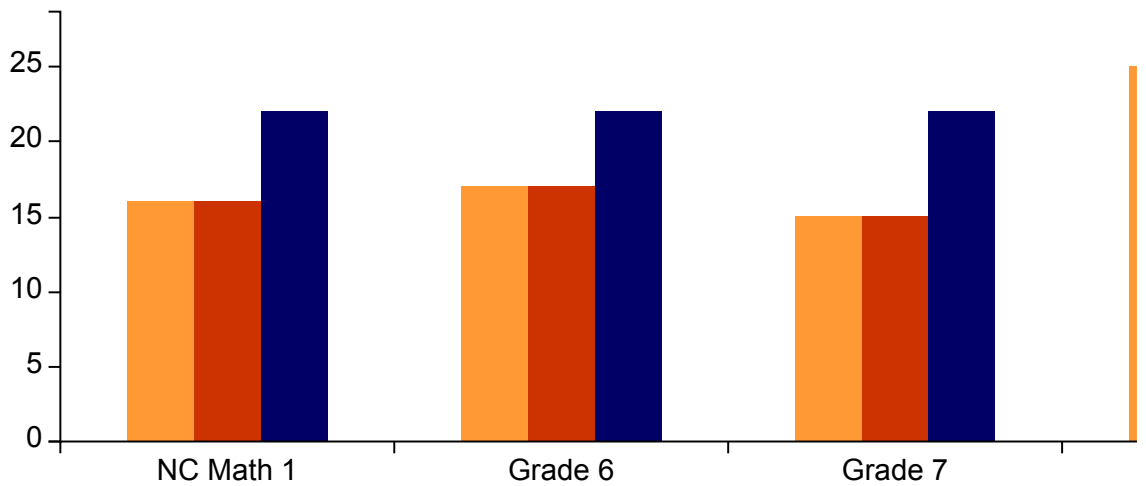
# 359

Student Enrollment ⓘ



■ Warren County Middle  
■ Warren County Schools  
■ State of North Carolina

### Average Class Size ⓘ



■ Warren County Middle ■ Warren County Schools ■ State of North Carolina

### Suspension and Expulsion Rates (per 1000 students) ⓘ

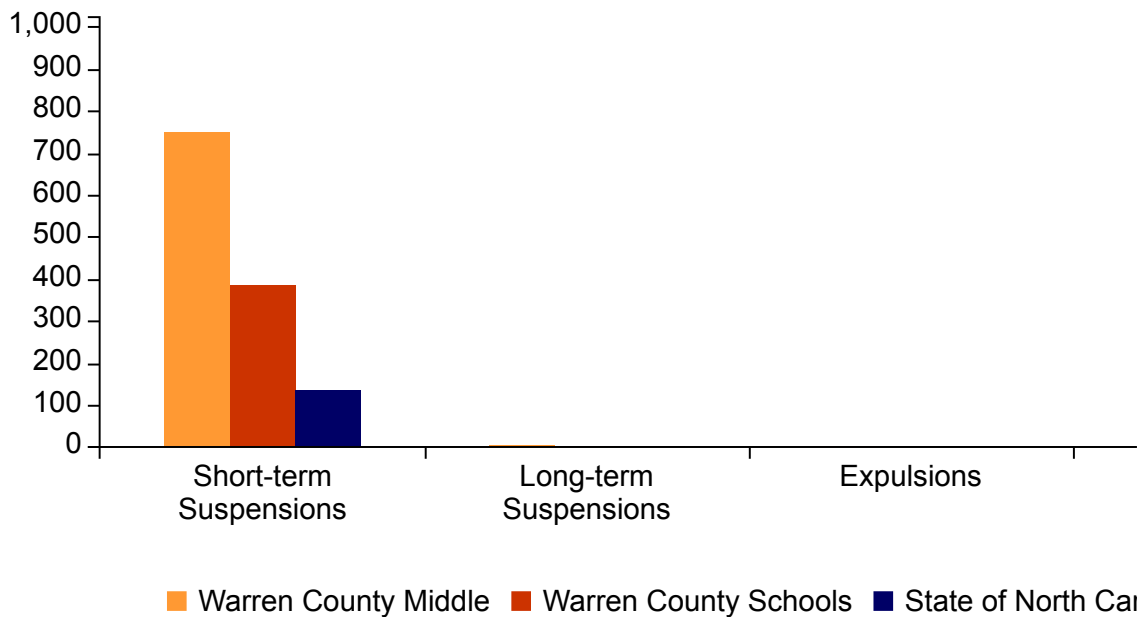
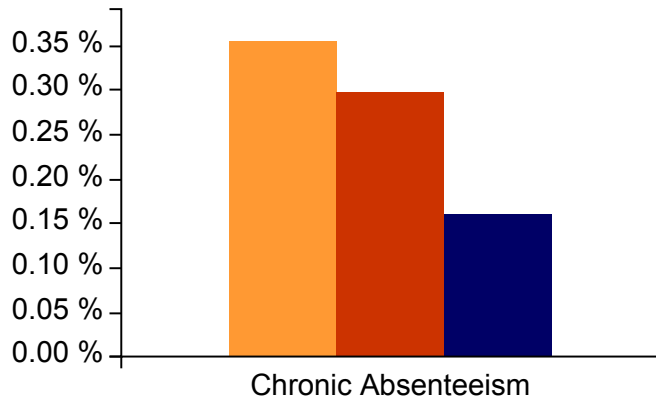


Chart Table

Rates of Criminal Acts, Bullying, Law Enforcement Referrals, and Arrests (per 1000 Students) **i**

	Criminal Acts	Bullying and Harassment	Referral to Law Enforcement	Arrests
Warren County Middle	27.70	5.54	16.62	0.00
Warren County Schools	11.71	35.66	6.39	0.00
State of North Carolina	6.29	11.28	2.48	0.10

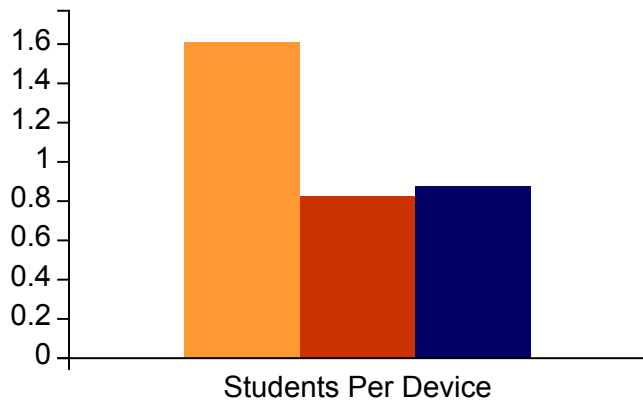
Chronic Absenteeism **i**



- Warren County Middle
- Warren County Schools
- State of North Carolina

[Chart](#) [Table](#)

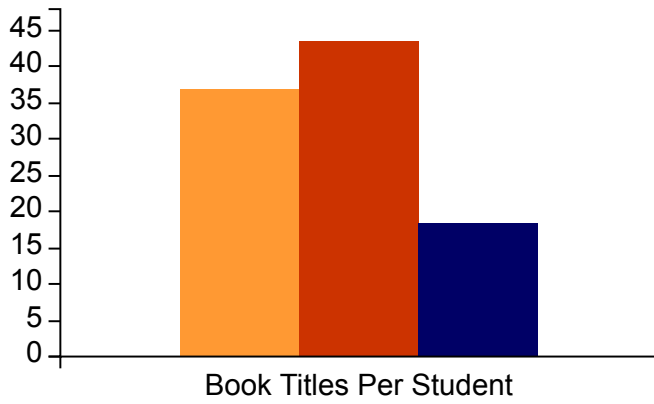
### Students Per Device ⓘ



- Warren County Middle
- Warren County Schools
- State of North Carolina

[Chart](#) [Table](#)

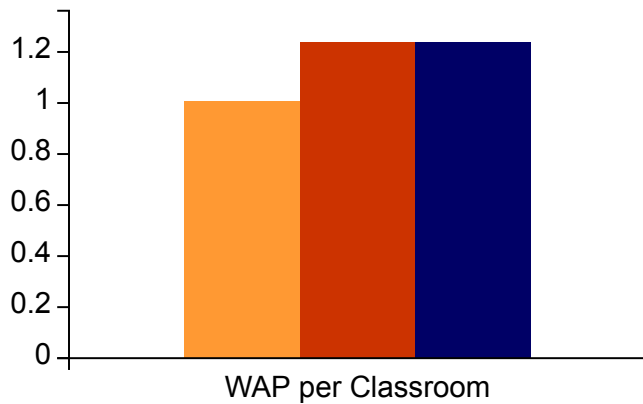
### Book Titles Per Student ⓘ



- Warren County Middle
- Warren County Schools
- State of North Carolina

Chart Table

### Wireless Access Points per Classroom ⓘ








- Warren County Middle
- Warren County Schools
- State of North Carolina

Chart Table

## 🧠 Strategic Planning 2018-19

This section provides information on Warren County Middle's strategic planning, goals and progress.

- Title 1 Status 
- Comprehensive or Targeted Support:
  - Targeted Support and Improvement (TSI) Additional Targeted Support 
  - Targeted Support and Improvement (TSI) Consistently Underperforming Subgroups (CU) 
- Low Performing School Designations:
  -  NC Designated Low Performing School
  -  NC Designated Recurring Low-Performing School

## Progress Goals

This school has progress goals for Math Grades 3-8, and Reading Grades 3-8 in the following student groups - ALL, American Indian, Black, Economically Disadvantaged, Hispanic, Students with Disabilities, and White.

Click the following link 

([http://accrpt.ncpublicschools.org/essa\\_ltg/ltg.html](http://accrpt.ncpublicschools.org/essa_ltg/ltg.html)) to see the progress of student groups at this school (note you will need to select this school again).

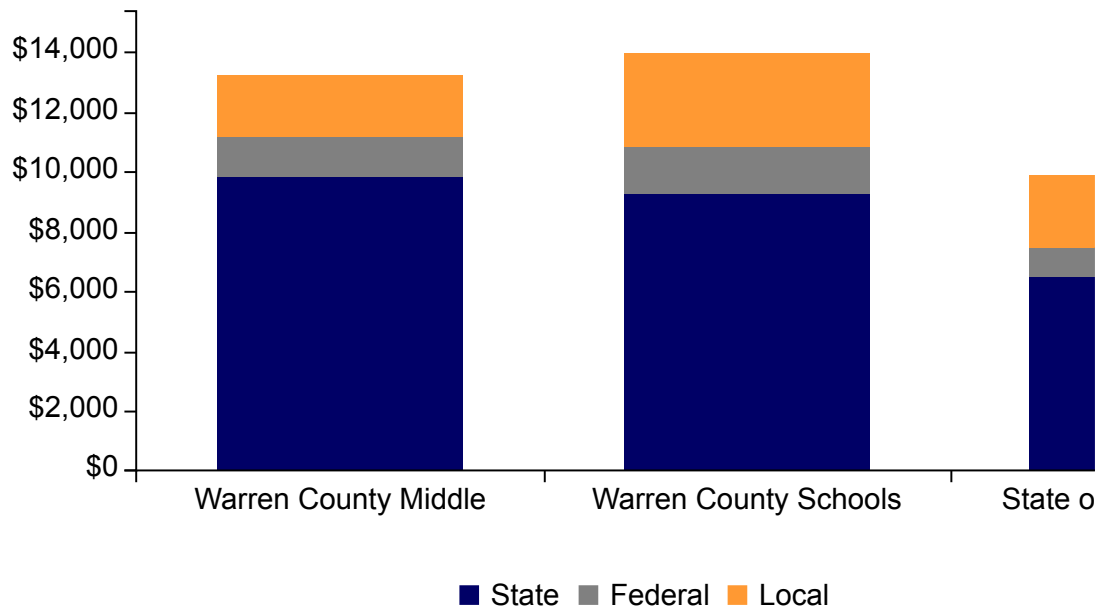
## Financial Data 2018-19

This section provides information on the school funding and expenditures. For more details see the NC Financial Transparency site here

(<https://gdacreporting.ondemand.sas.com/srcfinance/school?school=930354&year=2018>)

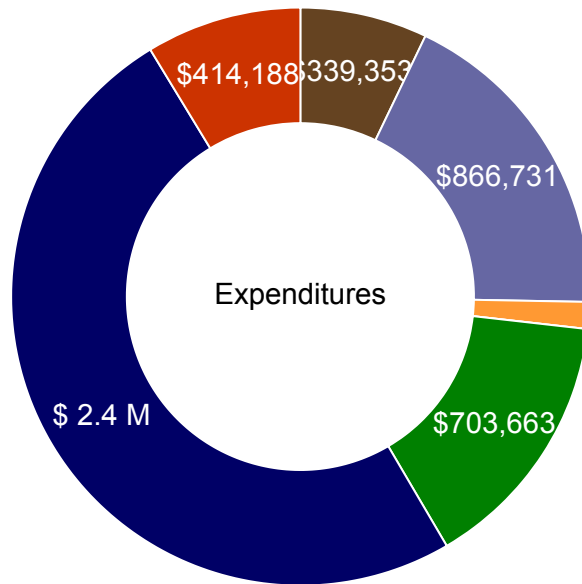
### Per Pupil Source of Funding





## Use of Funds

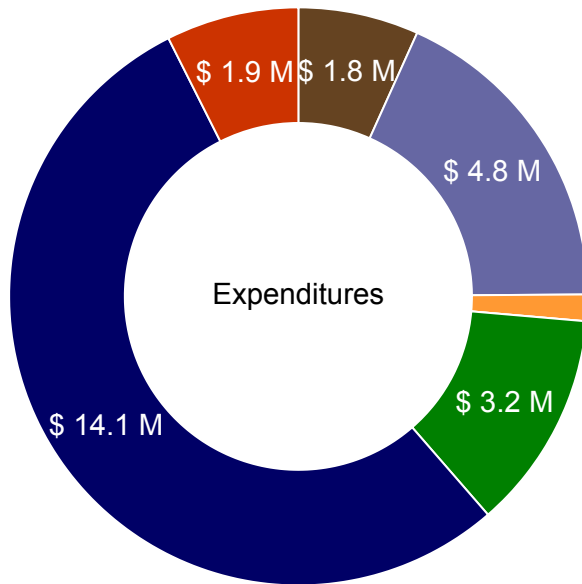
### Warren County Middle ⓘ



- Central Expenses
- Employee Benefits
- Instructional Equi
- Other OI
- Purchased Services
- Salaries
- Supplies & Material

[Chart](#) [Table](#)

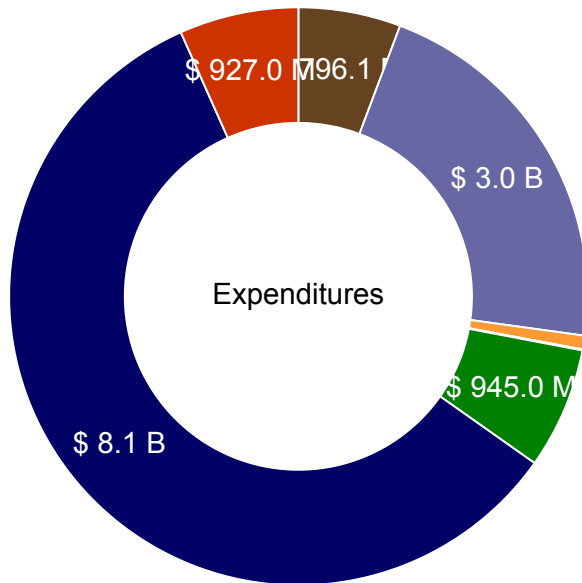
### Warren County Schools ⓘ



- Central Expenses ■ Employee Benefits ■ Instructional Equi ■ Other OI
- Purchased Services ■ Salaries ■ Supplies & Materia

[Chart](#) [Table](#)

## State of North Carolina i



- Central Expenses ■ Employee Benefits ■ Instructional Equi ■ Other OI
- Purchased Services ■ Salaries ■ Supplies & Materia

[Chart](#) [Table](#)



