

Vaughan Elementary

Warren County Schools

School Website: 

(<http://www.wcsk12.org/schools.php?id=5>)

Grade Span: PK-05 **Charter:** No

2936 US Hwy 158E, Macon, NC 27551

252-257-6802

Go to the Analytics Site to 

(<https://ncreportcards.ondemand.sas.com/landing.html>)

Compare to Other Schools 

2018-19 Overall Performance 

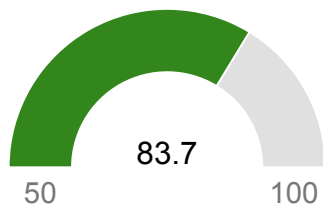
View Performance by
School or District

View Performance by
Subgroup

C 2018-19
GRADE

60

PERFORMANCE GRADE SCORE



Academic Growth



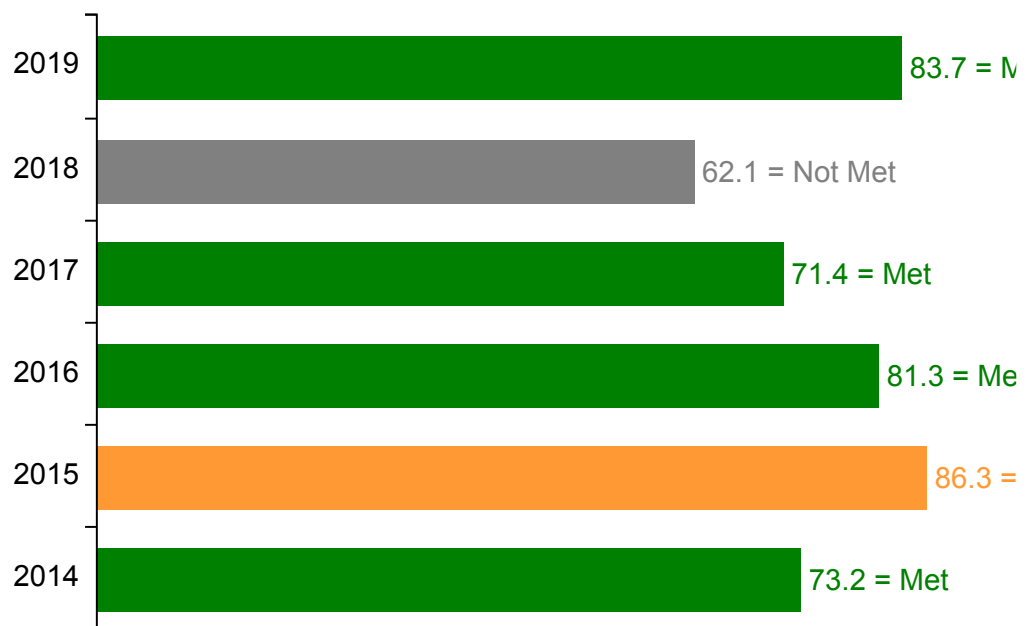
Growth Met

Growth Range	Growth Status
85.0-100.0	Exceeded
70.0-84.9	Met
50.0-69.9	Not Met

Performance Grade Score History.



Academic Growth History.



C 2018-19
EOG MATH GRADE C

60

EOG MATH GRADE SCORE

★ Growth Exceeded

2018-19
EOG READING GRADE

60

EOG READING GRADE
SCORE

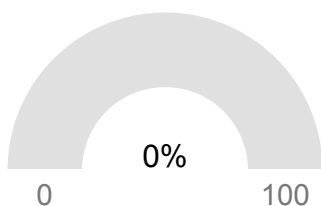
✓ Growth Met

🔗 **Note - To protect student privacy, some data values for small groups will be suppressed as “> 95%” or “< 5%” in the charts or tables below. For counts less than 10, no data will be displayed.**

2018-19 Student Characteristics & Participation

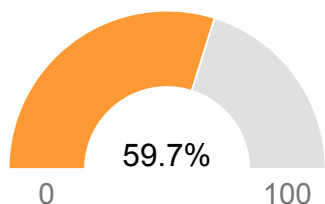
This section describes some key measures about the students at this school.

Incoming Student Readiness ⓘ

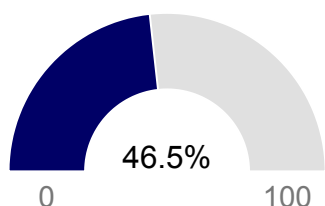


0% of the students entering Kindergarten Grade across the school are proficient.

Percentage Economically Disadvantaged **i**



59.7% of Students across the school are economically disadvantaged.



46.5% of Students across the state are economically disadvantaged.

2018-19 Student Performance

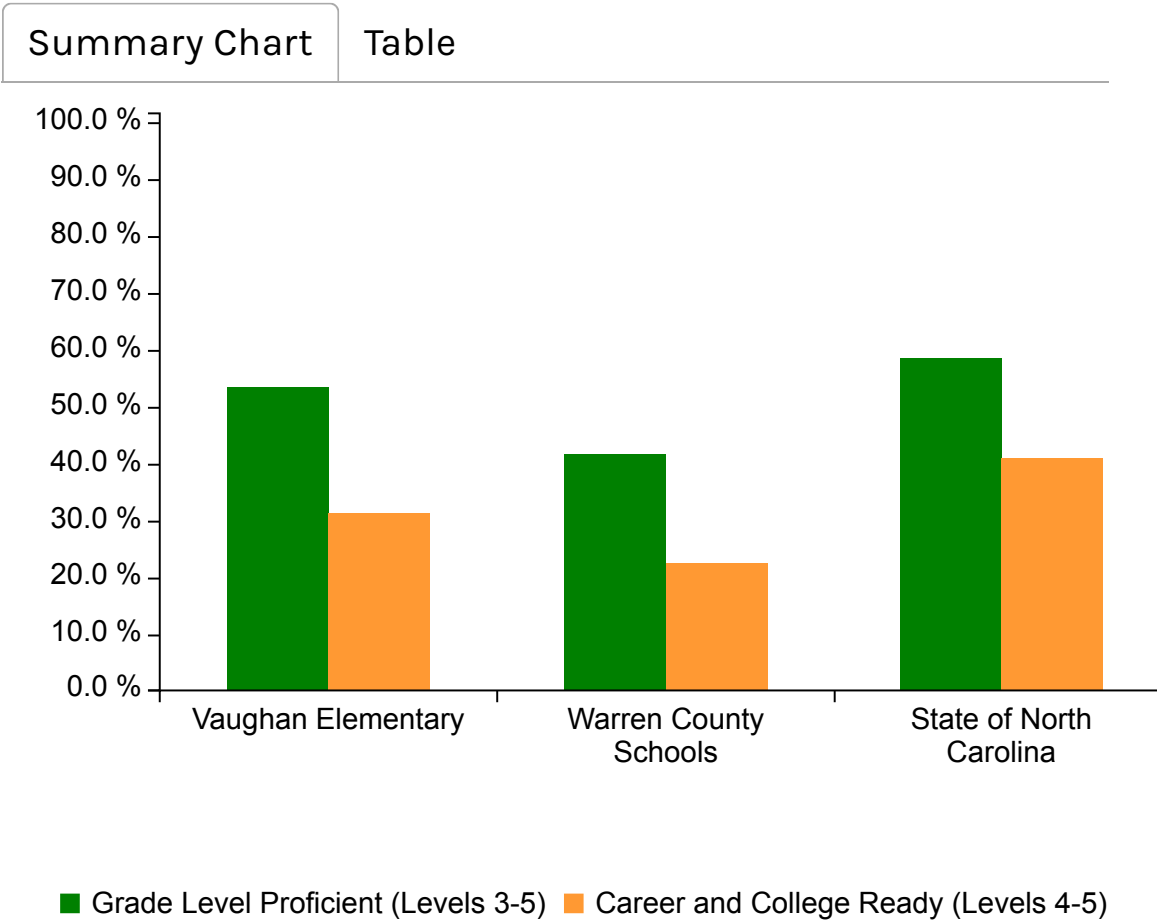
Student Performance
by School/District

Student Performance
by Subgroup

This section describes student performance in various test subject areas. Student test performance is reported as one of five achievement levels **i**. Levels 1 and 2 are below grade level. Level 3 is grade level proficient. Levels 4 and 5 indicate students are on track for career and college readiness. For math, student test performance is reported as one of four achievement levels. Not Proficient is below grade level. Level 3 is grade level proficient, Levels 4 and 5 indicate students are on track for career and college readiness.

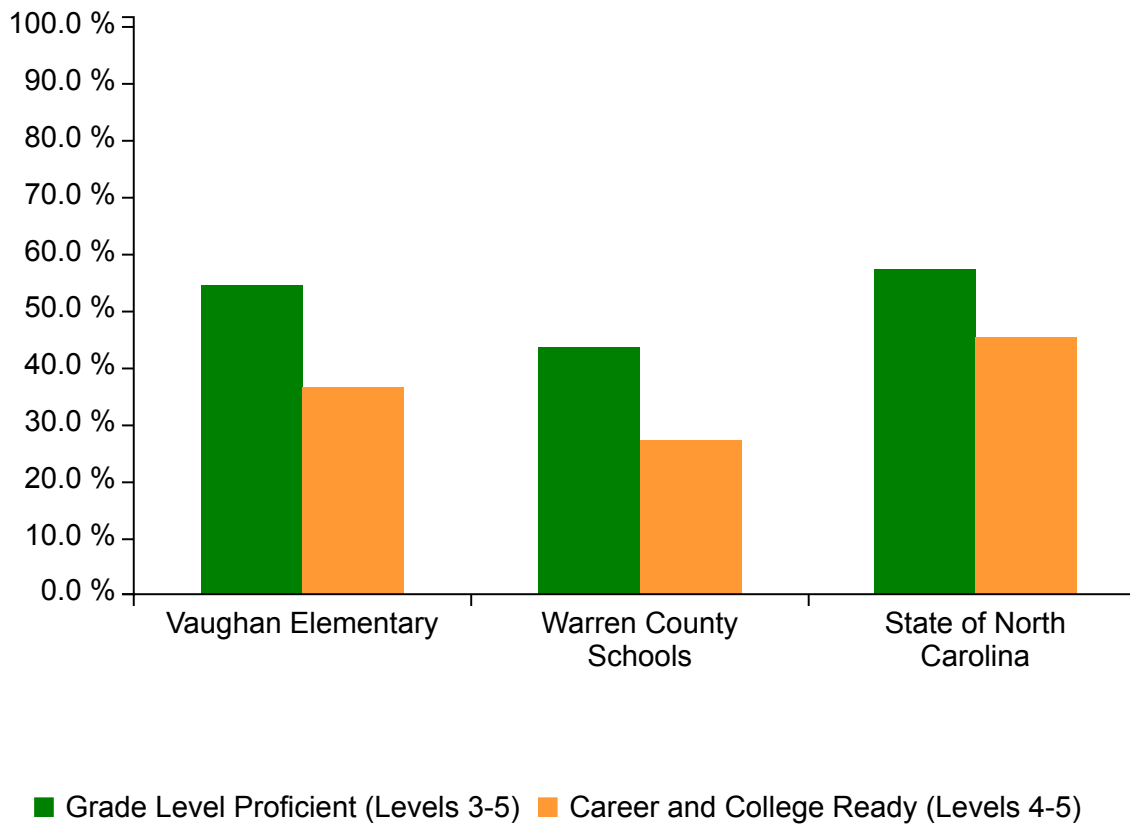
Proficiency in Subject Areas

Math Performance ⓘ



English Language Arts/ Reading Performance ⓘ

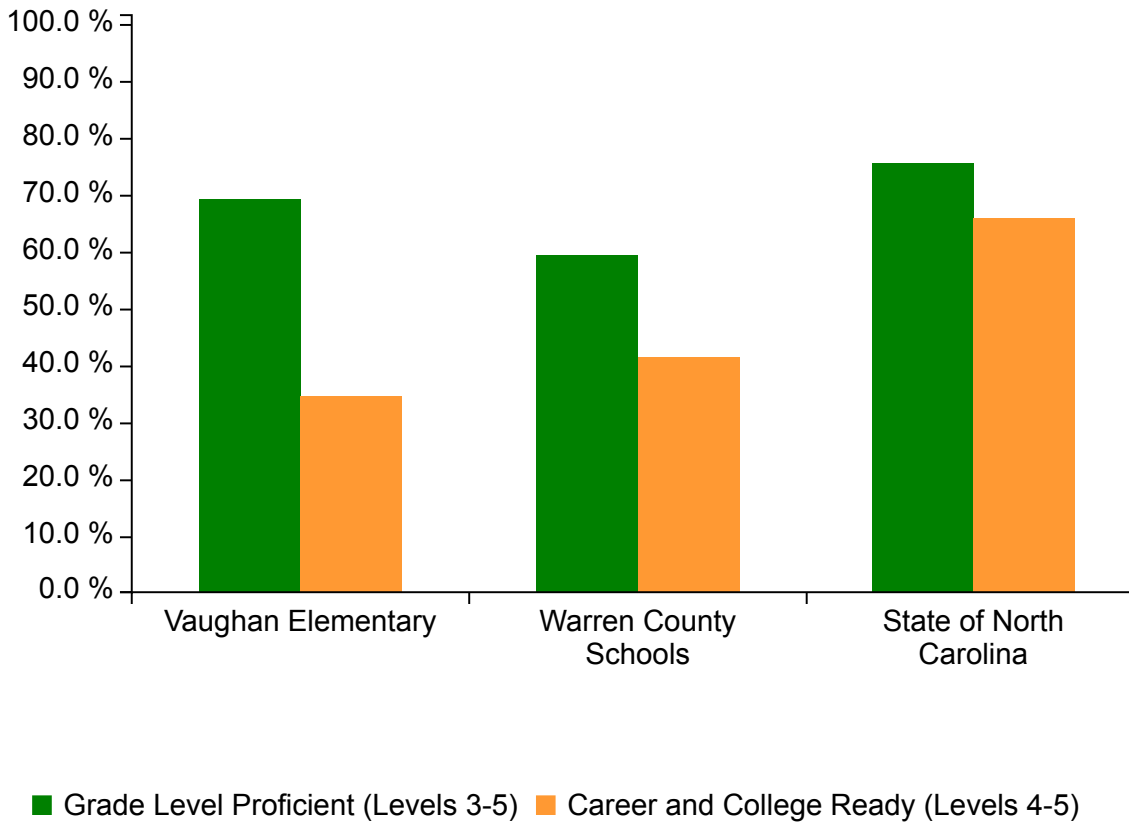




Science Performance ⓘ

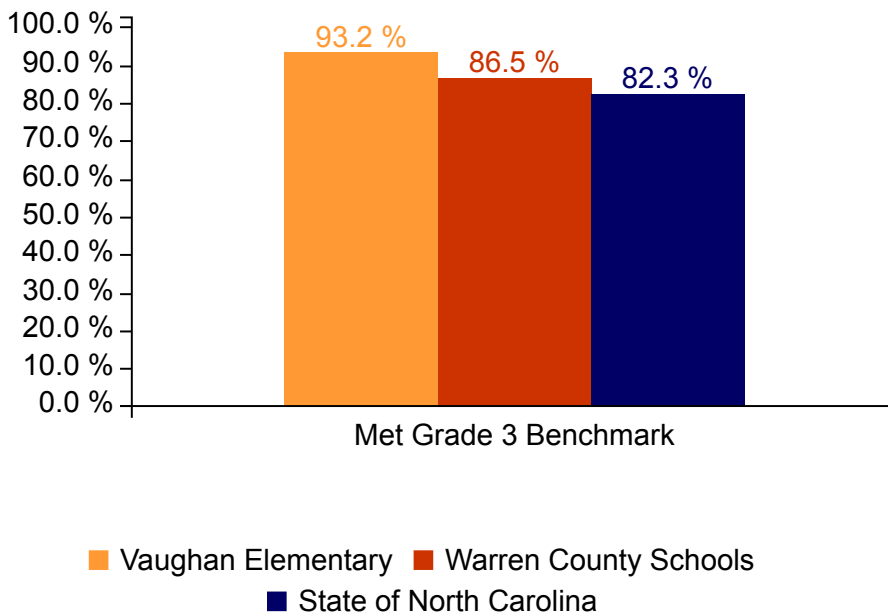
Summary Chart

Table

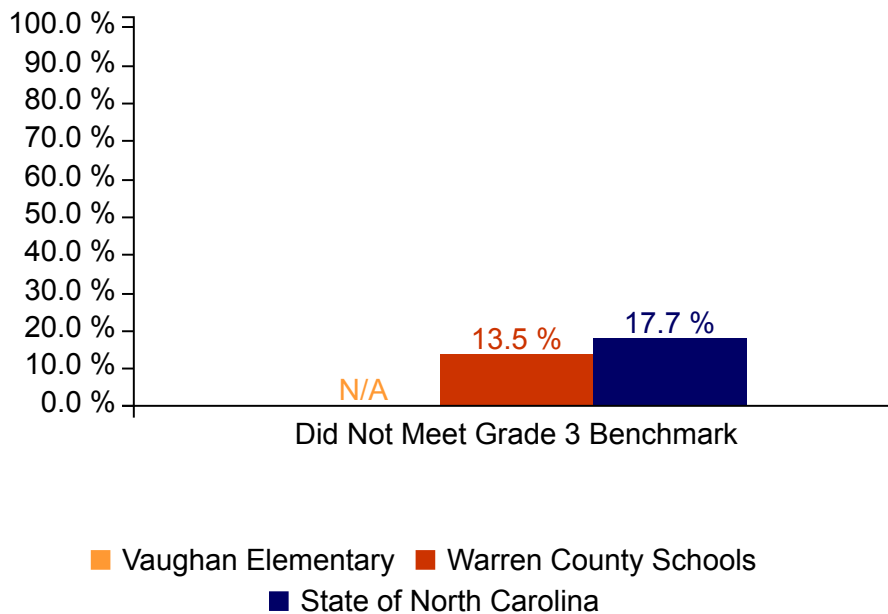


Other Measures

Read to Achieve - Met Grade 3 Benchmark ⓘ



Read to Achieve - Did Not Meet Grade 3 Benchmark



Test Participation

Percentage of students participating in state mandated standardized testing.

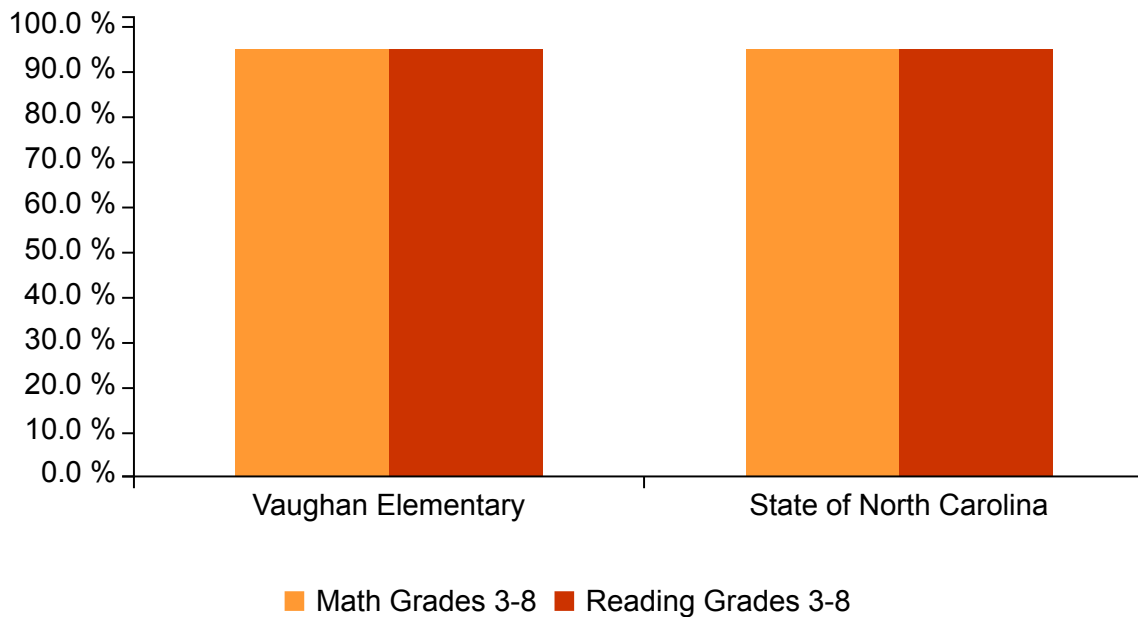


Chart Table

Students with Disabilities Alternate Test Participation

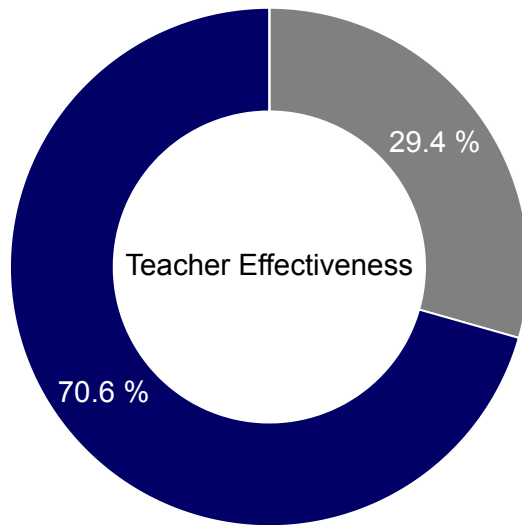
The percent of tested students is expected to be below 1% at the state level. Most schools have so few students that this information may be masked to protect student privacy. **i**



2018-19 Teachers and Qualifications

This section provides information on teachers and their qualifications.

Vaughan Elementary **i**



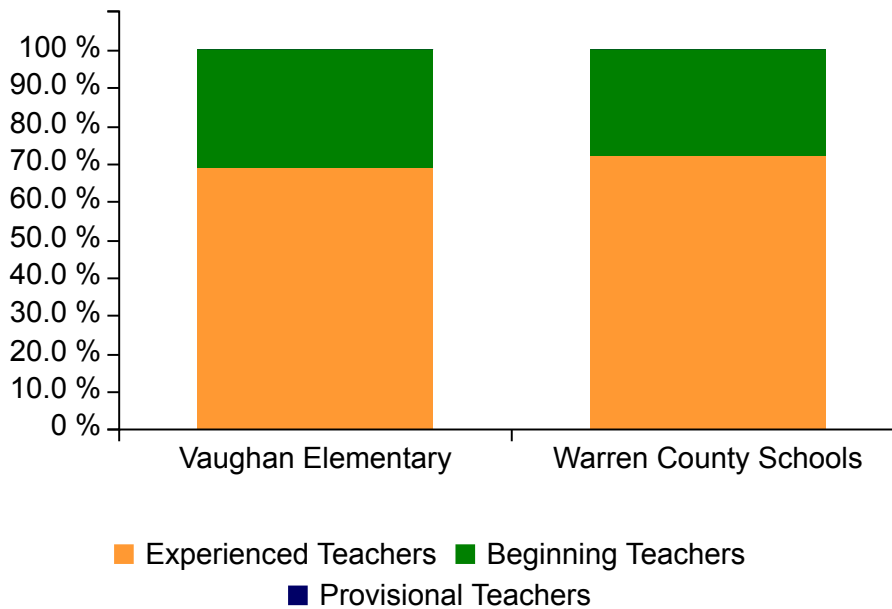
■ Needs Improvement
 ■ Effective
 ■ Highly Effective

[Chart](#)
[Table](#)

Summary Chart

Table

Teacher Qualifications



[View Environment
by School/District](#)

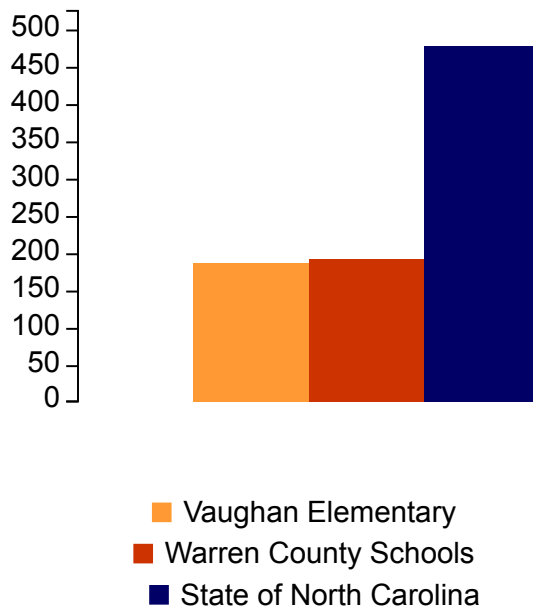
[View Environment
by Subgroup](#)

This section provides information on the school environment and facilities

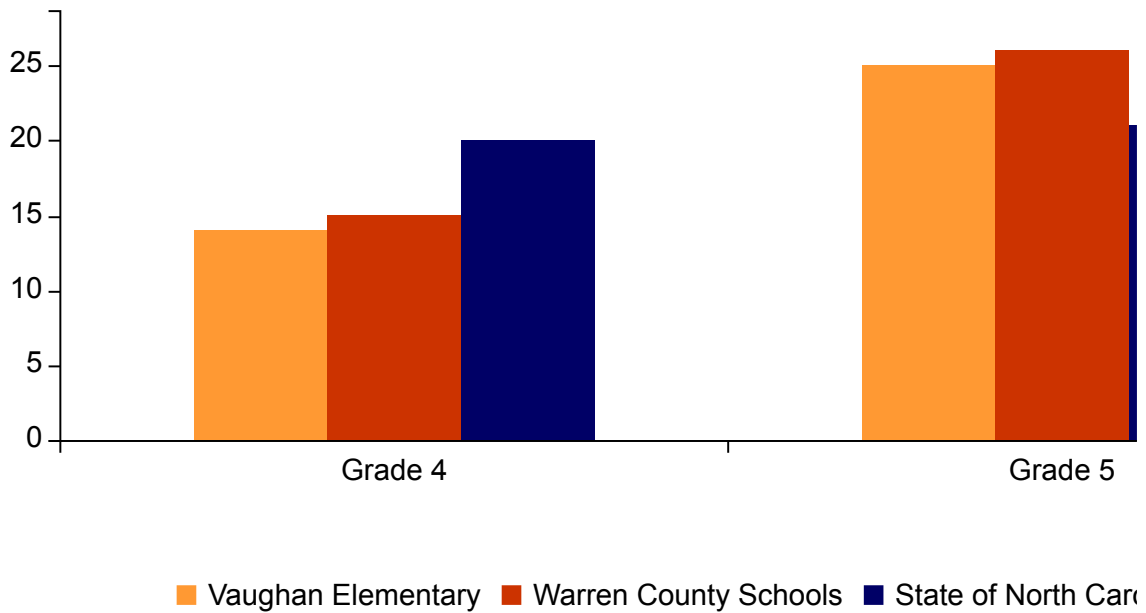
Total Students

186

Student Enrollment



Average Class Size



Number of Students Enrolled in Preschool ⓘ

	Number Enrolled
Vaughan Elementary	18
Warren County Schools	96
State of North Carolina	21897

Suspension and Expulsion Rates (per 1000 students) ⓘ

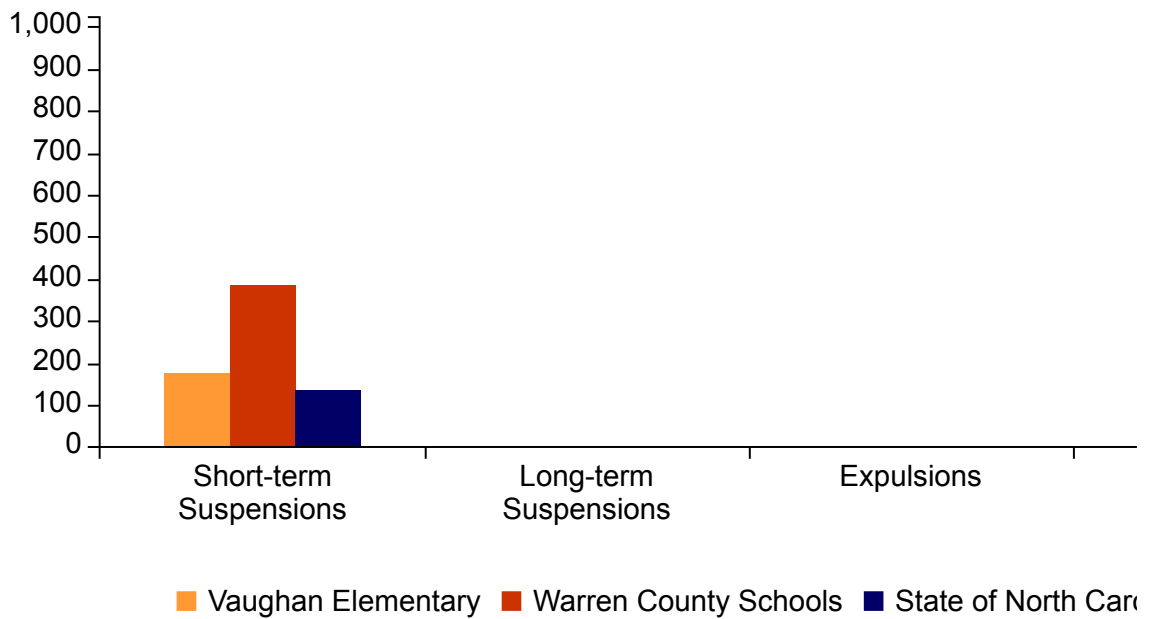
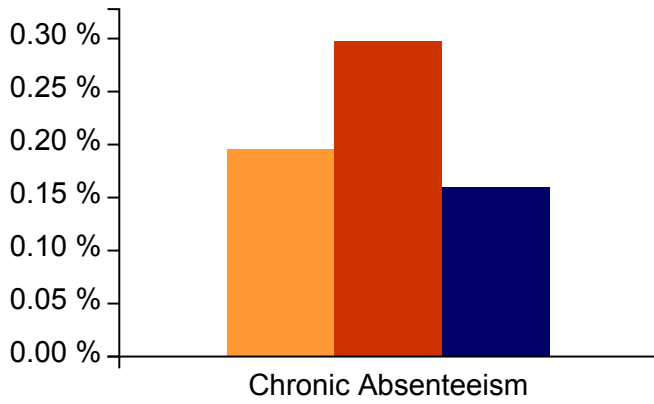


Chart Table

Rates of Criminal Acts, Bullying, Law Enforcement Referrals, and Arrests (per 1000 Students) ⓘ

	Criminal Acts	Bullying and Harassment	Referral to Law Enforcement	Arrests
Vaughan Elementary	0.00	0.00	0.00	0.00
Warren County Schools	11.71	35.66	6.39	0.00
State of North Carolina	6.29	11.28	2.48	0.10

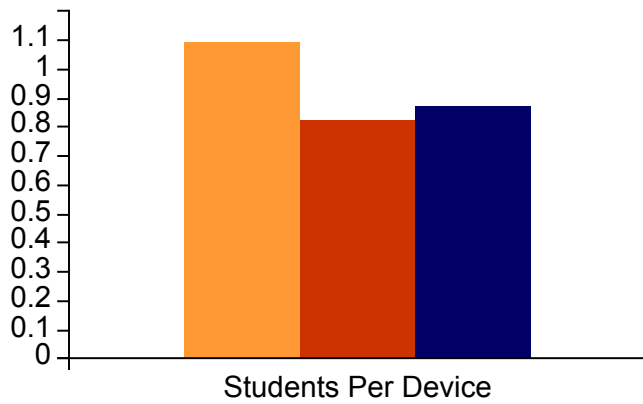
Chronic Absenteeism ⓘ



- Vaughan Elementary
- Warren County Schools
- State of North Carolina

[Chart](#) [Table](#)

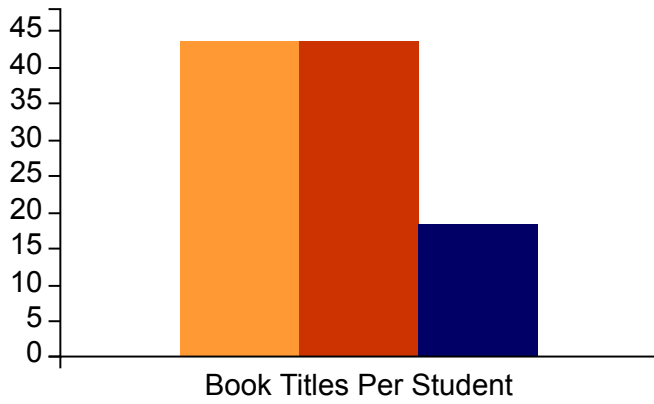
Students Per Device ⓘ



- Vaughan Elementary
- Warren County Schools
- State of North Carolina

[Chart](#) [Table](#)

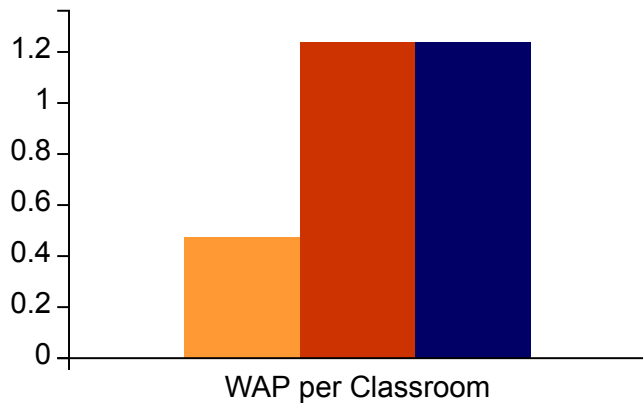
Book Titles Per Student ⓘ



- Vaughan Elementary
- Warren County Schools
- State of North Carolina

[Chart](#) [Table](#)

Wireless Access Points per Classroom ⓘ



- Vaughan Elementary
- Warren County Schools
- State of North Carolina

[Chart](#) [Table](#)

Arts Education ⓘ

The following arts education programs are offered at Vaughan Elementary.

Dance

Music




Theatre
Arts

Visual
Arts



Strategic Planning 2018-19

This section provides information on Vaughan Elementary's strategic planning, goals and progress.

- Title 1 Status 
- Comprehensive or Targeted Support:
 - Targeted Support and Improvement (TSI) Additional Targeted Support 
 - Targeted Support and Improvement (TSI) Consistently Underperforming Subgroups (CU) 

Progress Goals

This school has progress goals for Math Grades 3-8, and Reading Grades 3-8 in the following student groups - ALL, Black, and Economically Disadvantaged.

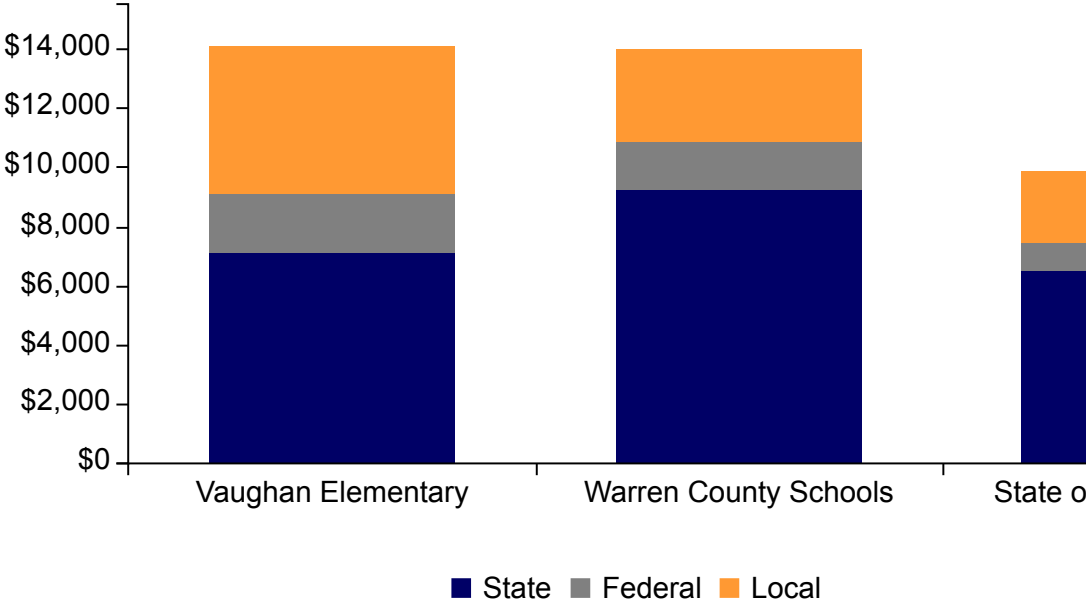
Click the following link 

(http://accrpt.ncpublicschools.org/essa_ltg/ltg.html) to see the progress of student groups at this school (note you will need to select this school again).

Financial Data 2018-19

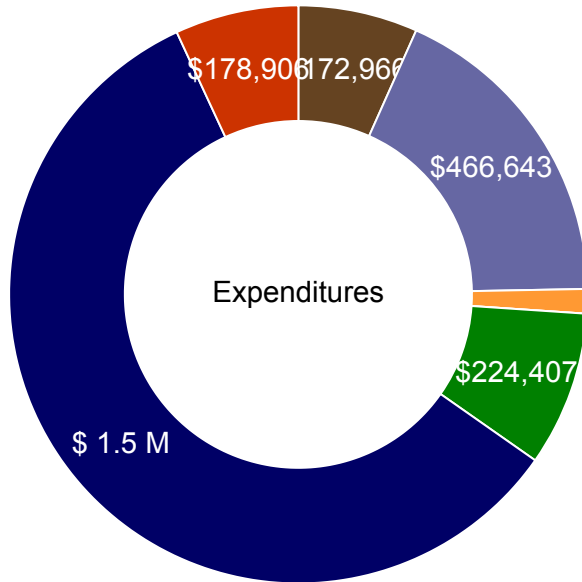
This section provides information on the school funding and expenditures. For more details see the NC Financial Transparency site here (<https://gdacreporting.ondemand.sas.com/srcfinance/school?school=930348&year=2018>)

Per Pupil Source of Funding



Use of Funds

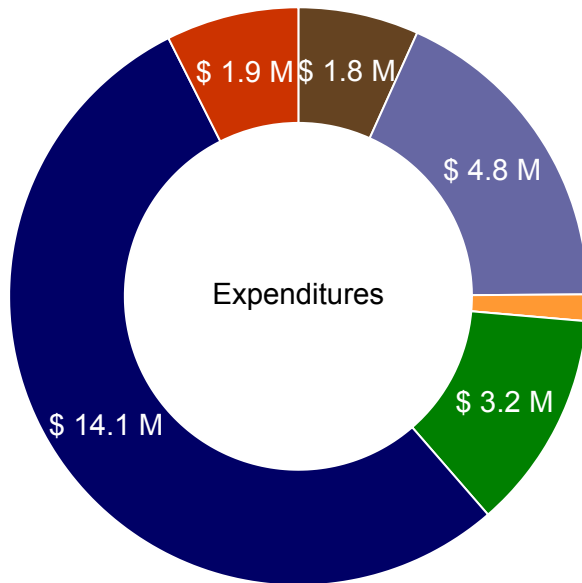
Vaughan Elementary **i**



- Central Expenses
- Employee Benefits
- Instructional Equi
- Other OI
- Purchased Services
- Salaries
- Supplies & Materia

Chart Table

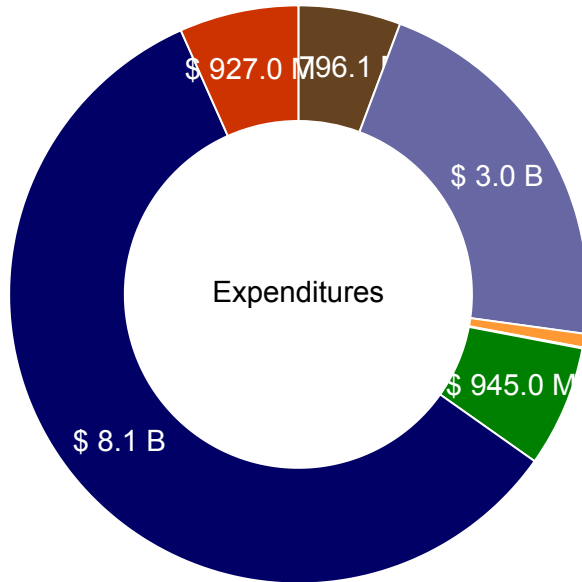
Warren County Schools



- Central Expenses
- Employee Benefits
- Instructional Equi
- Other OI
- Purchased Services
- Salaries
- Supplies & Materia

Chart Table

State of North Carolina



- Central Expenses
- Employee Benefits
- Instructional Equi
- Other OI
- Purchased Services
- Salaries
- Supplies & Materia

Chart Table

