

Vaughan Elementary

Warren County Schools

School Website:  (<http://www.wcsk12.org/schools.php?id=5>)

Grade Span: PK-05 **Charter:** No

2936 US Hwy 158E, Macon, NC 27551

252-257-6802


Go to the Analytics Site to



(<https://ncreportcards.ondemand.sas.com/landing.html>)

View Downloadable Report 

(https://ncreportcards.ondemand.sas.com/src2/reports/930348_2017_Elementary.html)

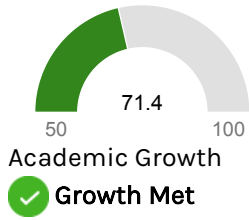
Compare to Other Schools 

2016-17 Overall Performance

C 2016-17
GRADE


65

PERFORMANCE GRADE SCORE

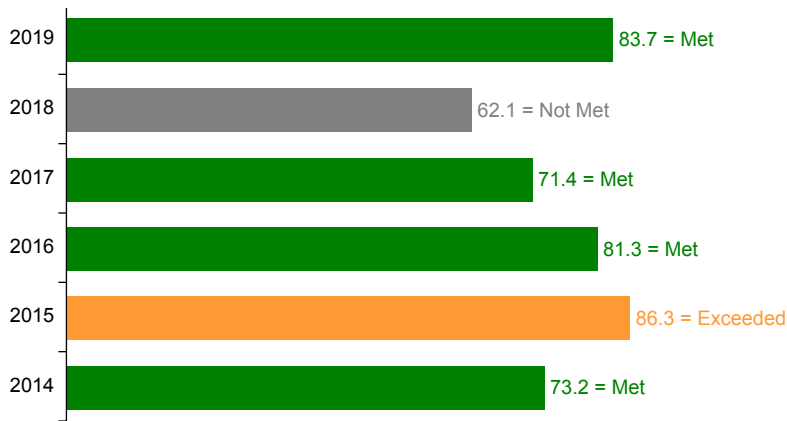


| Growth Range | Growth Status |
|--------------|---------------|
| 85.0-100.0 | Exceeded |
| 70.0-84.9 | Met |
| 50.0-69.9 | Not Met |

Performance Grade Score History.



Academic Growth History.



C 2016-17
EOG MATH GRADE

65

EOG MATH GRADE SCORE

✓ Growth Met

C 2016-17
EOG READING GRADE

68

EOG READING GRADE SCORE

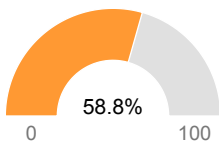
✓ Growth Met

🔗 **Note - To protect student privacy, some data values for small groups will be suppressed as “> 95%” or “< 5%” in the charts or tables below. For counts less than 10, no data will be displayed.**

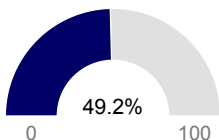
2016-17 Student Characteristics & Participation

This section describes some key measures about the students at this school.

Percentage Economically Disadvantaged ⓘ




58.8% of Students across the school are economically disadvantaged.



49.2% of Students across the state are economically disadvantaged.

2016-17 Student Performance

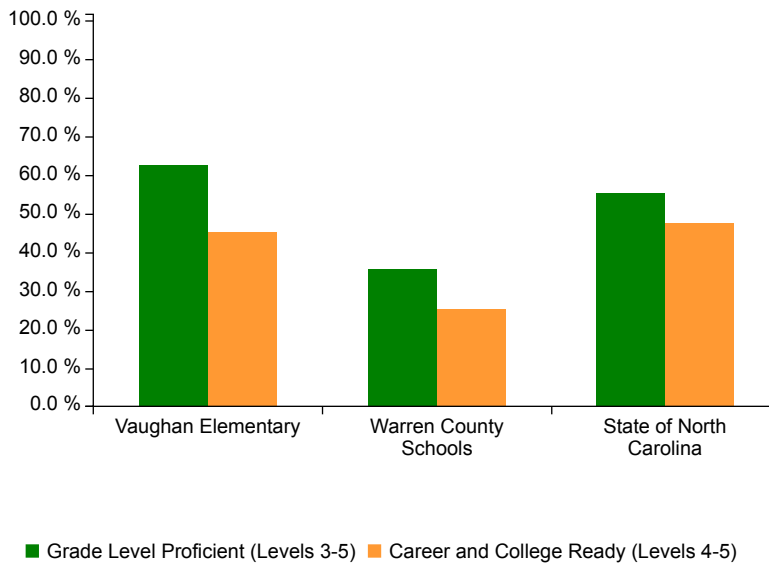
This section describes student performance in various test subject areas. Student test performance is reported as one of five achievement levels . Levels 1 and 2 are below grade level. Level 3 is grade level proficient. Levels 4 and 5 indicate students are on track for career and college readiness.

Proficiency in Subject Areas

Math Performance

Summary Chart


Table

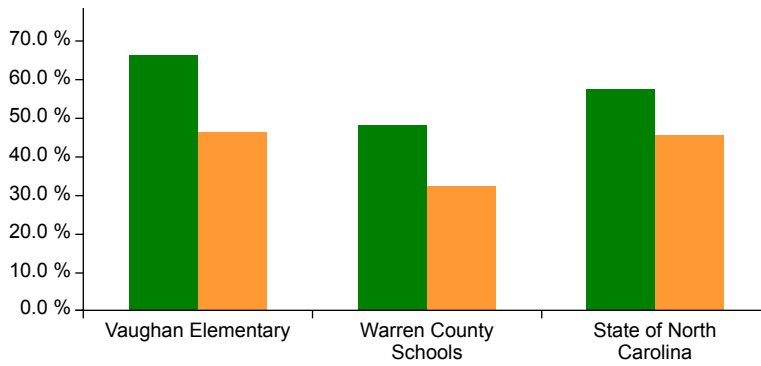


English Language Arts/ Reading Performance

Summary Chart

Table

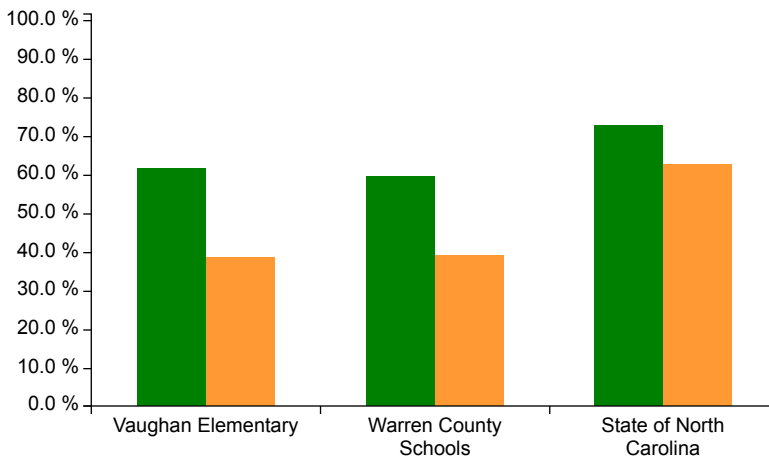




■ Grade Level Proficient (Levels 3-5) ■ Career and College Ready (Levels 4-5)

Science Performance i

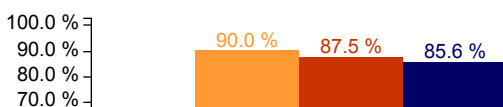
Summary Chart Table

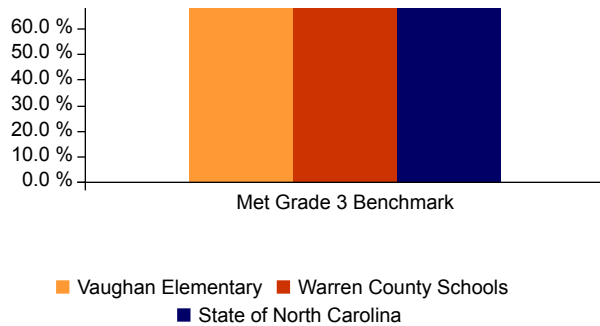


■ Grade Level Proficient (Levels 3-5) ■ Career and College Ready (Levels 4-5)

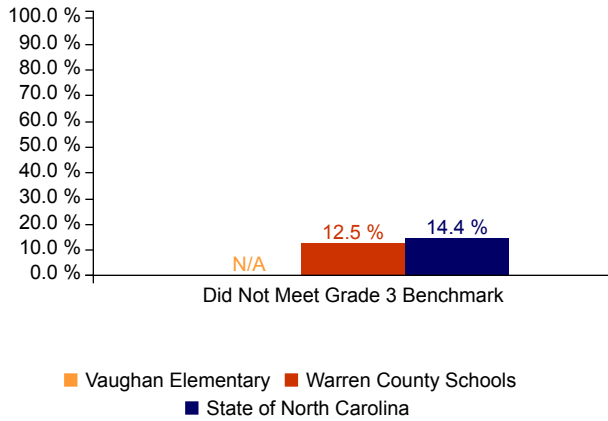
Other Measures

Read to Achieve - Met Grade 3 Benchmark i





Read to Achieve - Did Not Meet Grade 3 Benchmark **i**



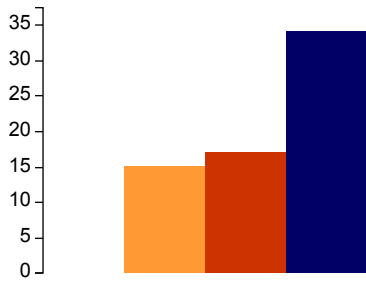
Students with Disabilities Alternate Test Participation

The percent of tested students is expected to be below 1% at the state level. Most schools have so few students that this information may be masked to protect student privacy. **i**

2016-17 Teachers and Qualifications

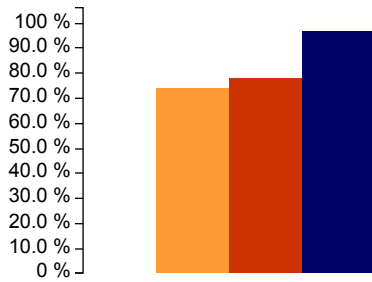
This section provides information on teachers and their qualifications.

Total Classroom Teachers **i**



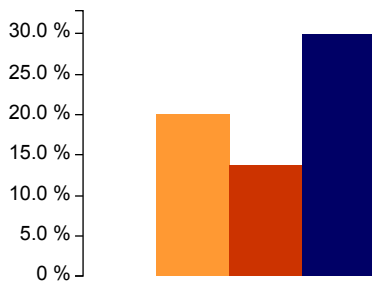
■ Vaughan Elementary
■ Warren County Schools
■ State of North Carolina

Fully Licensed Teachers ⓘ



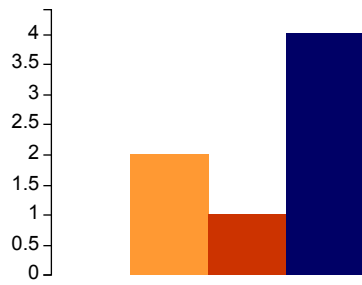
■ Vaughan Elementary
■ Warren County Schools
■ State of North Carolina

Teachers with Advanced Degrees ⓘ



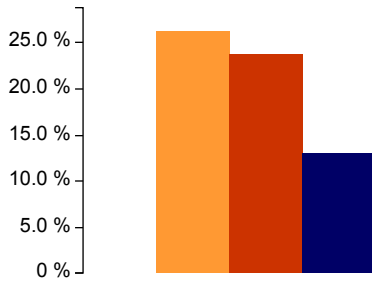
■ Vaughan Elementary
■ Warren County Schools
■ State of North Carolina

National Board Certified Teachers ⓘ



■ Vaughn Elementary
■ Warren County Schools
■ State of North Carolina

One Year Teacher Turnover Rate i

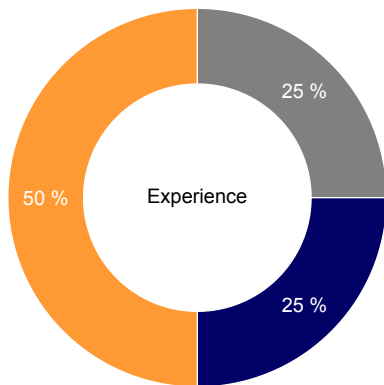


■ Vaughn Elementary
■ Warren County Schools
■ State of North Carolina

Experience i

Number of years as a teacher

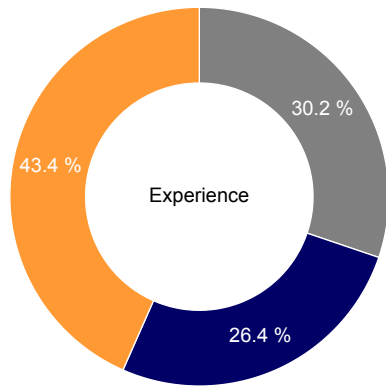
Vaughn Elementary



■ 0-3 Years
 ■ 4-10 Years
 ■ 10+ Years

[Chart](#)
 [Table](#)

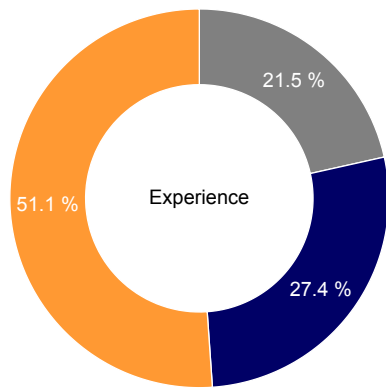
Warren County Schools



■ 0-3 Years ■ 4-10 Years ■ 10+ Years

[Chart](#) [Table](#)

State of North Carolina



■ 0-3 Years ■ 4-10 Years ■ 10+ Years

[Chart](#) [Table](#)

2016-17 School Environment

This section provides information on the school environment and facilities

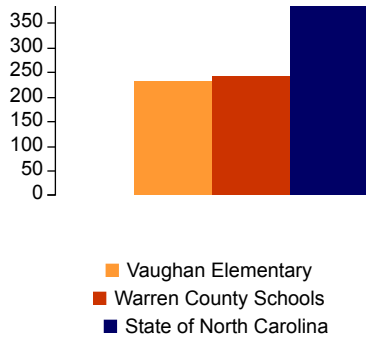
Total Students

230

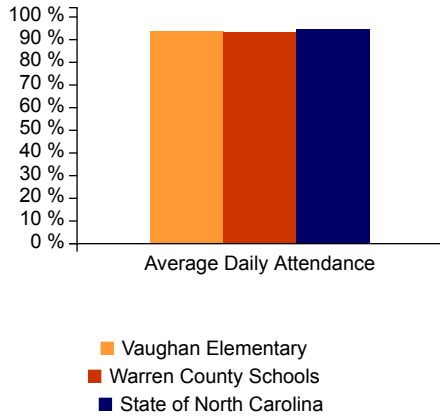
Student Enrollment

500
450
400

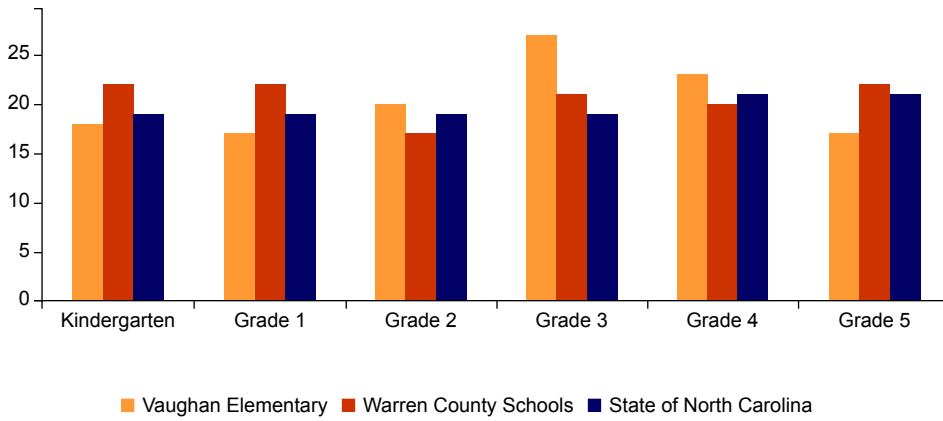




Student Attendance i



Average Class Size i



Suspension and Expulsion Rates (per 100 students) i



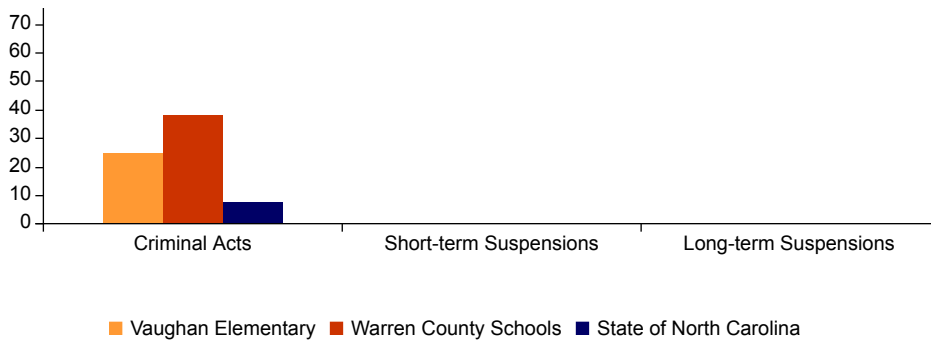


Chart Table

Students Per Device ⁱ

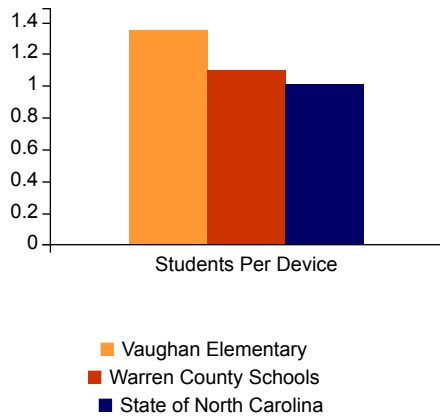


Chart Table

Book Titles Per Student ⁱ

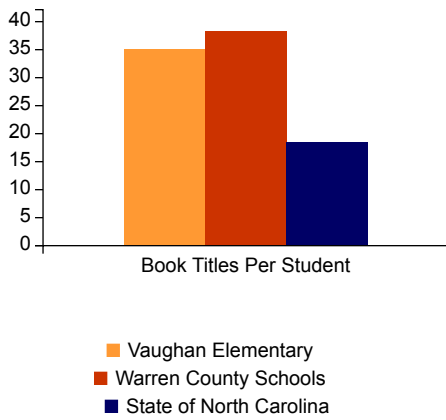
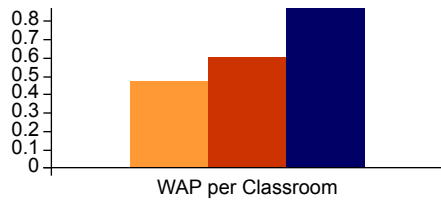


Chart Table

Wireless Access Points per Classroom ⁱ





- Vaughan Elementary
- Warren County Schools
- State of North Carolina

Chart Table

🔍 Strategic Planning 2016-17

This section provides information on Vaughan Elementary's strategic planning, goals and progress.

- Title 1 Status **i**