



TYLER ISD
College & Career

Lone Star Governance Goals 2 & 3 Update

December 7, 2017



OUTLINE

- **TISD/LSG Goals 2 & 3**
- **College & Career Ready Graduates**
- **Advanced Course Graduates**
- **CTE Coherent Sequence Graduates**
- **2018 Targets**



District Goal 2

The percentage of TISD graduates who are considered **College and Career Ready** will increase by an average of at least 4% annually over the next five years (2016-2021)*.

- Baseline (2016) – 55.8% (Class of 2015)*
- **Year 1 Target (2017) – 59.8% (Class of 2016)***
- Year 2 Target (2018) – 63.8% (Class of 2017)*

*Based on Texas Academic Performance Report (TAPR)



District Goal 2

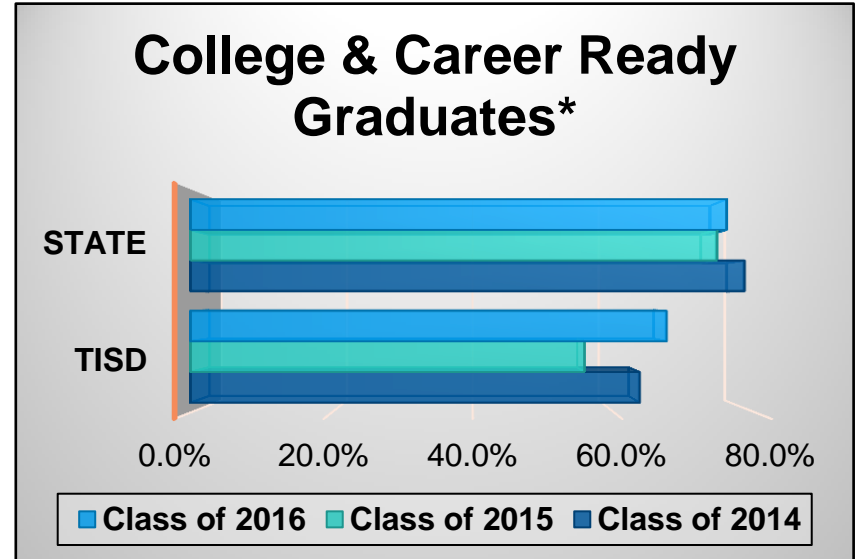
The **College and Career Readiness Indicator Score** is calculated as the percent of annual graduates who accomplish at least one of the following:

- Met or exceeded the Texas Success Initiative (TSI) criteria in both reading and mathematics on the TSI assessment, SAT, or ACT
- Earned credit for at least two advanced/dual enrollment courses
- Enrolled in a coherent sequence of CTE courses



District Goal 2

| College & Career Ready Graduates* | | | |
|-----------------------------------|---------------|---------------|---------------|
| | Class of 2014 | Class of 2015 | Class of 2016 |
| TISD | 63.6% | 55.8% | 67.4% |
| State | 78.4% | 74.5% | 75.9% |
| Goal was 59.8% (+7.6%) | | | |



*Based on Texas Academic Performance Report (TAPR)



The percentage of TISD students completing **two or more advanced/dual credit courses** will increase by an average of at least 3% annually over the next five years (2016-2021)*.

- Baseline (2016) – 38.8%*
- **Year 1 Target (2017) – 41.8%***
- Year 2 Target (2018) – 44.8%*

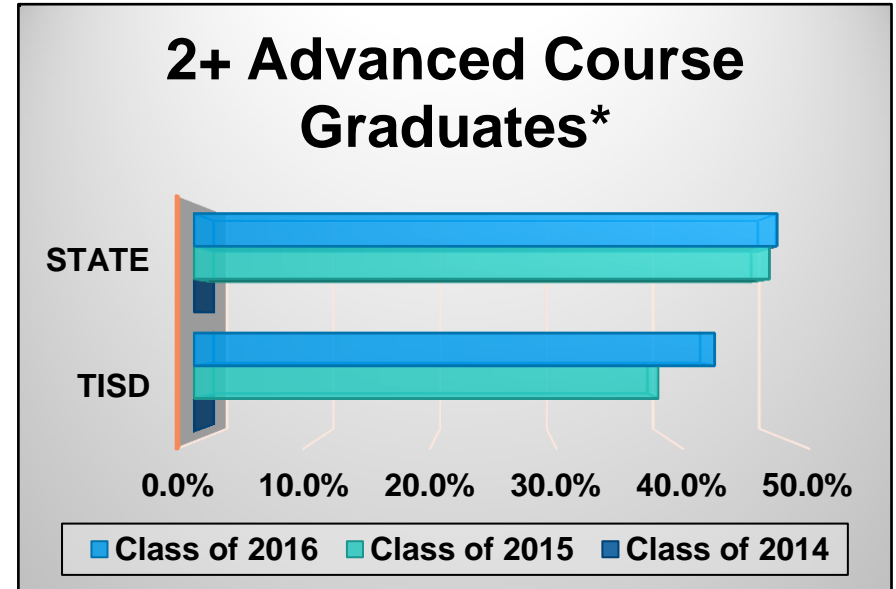
*Based on Texas Academic Performance Report (TAPR)



District Goal 2

Progress Measure 2

| 2+ Advanced Course Graduates* | | | |
|-------------------------------|---------------|---------------|---------------|
| | Class of 2014 | Class of 2015 | Class of 2016 |
| TISD | Not Reported | 38.8% | 43.5% |
| State | Not Reported | 48.1% | 48.7% |
| Goal was 41.8% (+1.7%) | | | |



*Based on Texas Academic Performance Report (TAPR)



District Goal 3

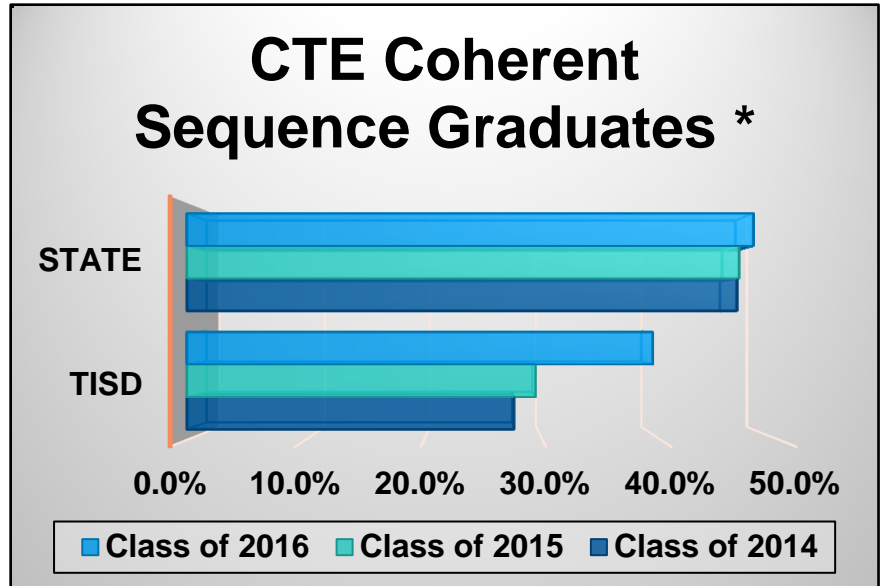
The percentage of TISD graduates completing a CTE coherent sequence of courses will increase by an average of at least 8.5% annually over the next five years (2016-2021)*.

- Baseline (2016) – 29.4% (Class of 2015)*
- **Year 1 Target (2017) – 37.9% (Class of 2016)***
- Year 2 Target (2018) – 46.4% (Class of 2017)*

*Based on Texas Academic Performance Report (TAPR)

District Goal 3

| CTE Coherent Sequence Graduates* | | | |
|---|----------------------|----------------------|----------------------|
| | Class of 2014 | Class of 2015 | Class of 2016 |
| TISD | 27.6% | 29.4% | 39.3% |
| State | 46.4% | 46.6% | 47.8% |
| Goal was 37.9% (+1.4%) | | | |



*Based on Texas Academic Performance Report (TAPR)



College and Career Readiness

2017 Actual – **67.4%**

2018 Target – **63.8%**

2+ Advanced/Dual Credit Courses

2017 Actual – **43.5%**

2018 Target – **44.8%**

CTE Coherent Sequence

2017 Actual – **39.3%**

2018 Target – **46.4%**

