

CLERMONT NORTHEASTERN SCHOOLS



November 2022 Five Year Forecast



November 2022 Five Year Forecast

FY22 Highlights and Results

- Total revenues were up \$440,000 from FY21
 - Income tax collections were up \$1 million from FY21
 - Public Utility tax collections were up \$240,000 gtp, FY21
- Total expenditures were down \$1.46 million from FY21
 - Grants
 - State funding formula
- Cash balance increased \$2.6 million



November 2022 Five Year Forecast

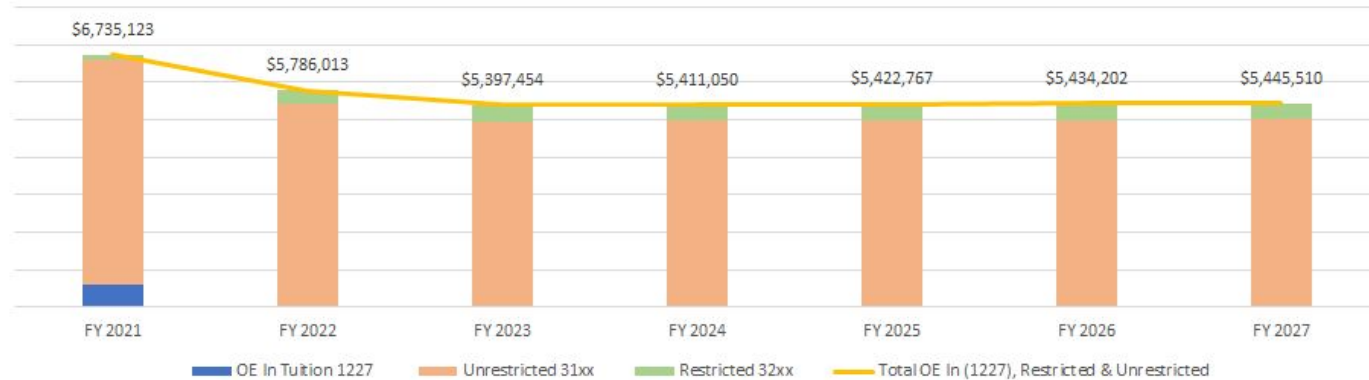
- FY23-FY27 Key Items
 - Predicting Revenue Surplus for the entirety of the forecast
 - Fair School Funding Formula~Guarantee
 - Triennial evaluation in 2023
 - Income tax collections
 - ESSER offset through FY24
 - Salary and benefit increases

Fair School Funding Plan - Revenue

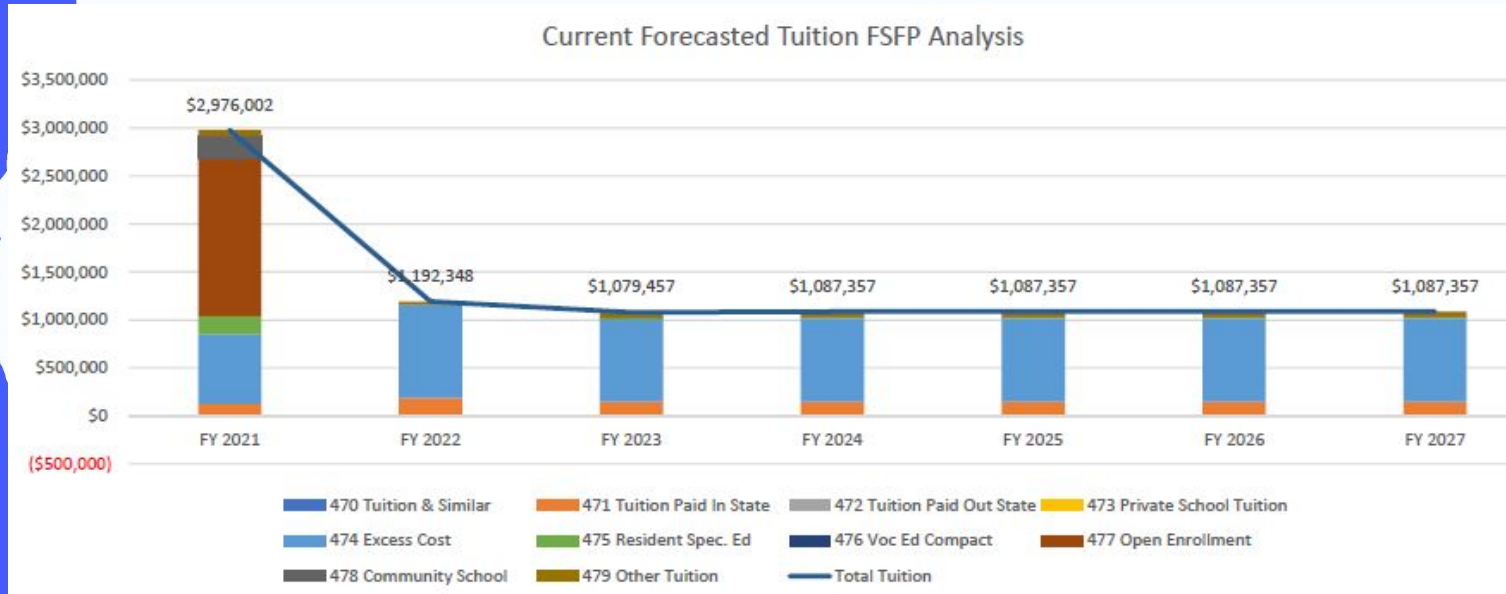


Ohio's Fair School Funding Plan - Results in Forecast

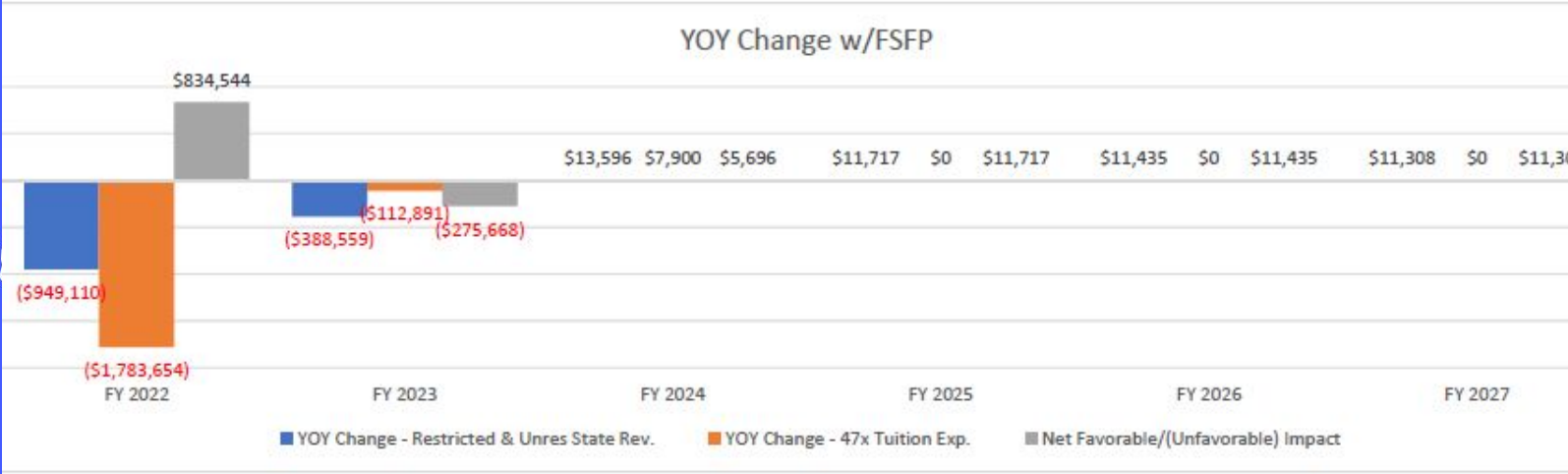
Current Forecasted State Revenue (FSFP)



Fair School Funding Plan - Expense



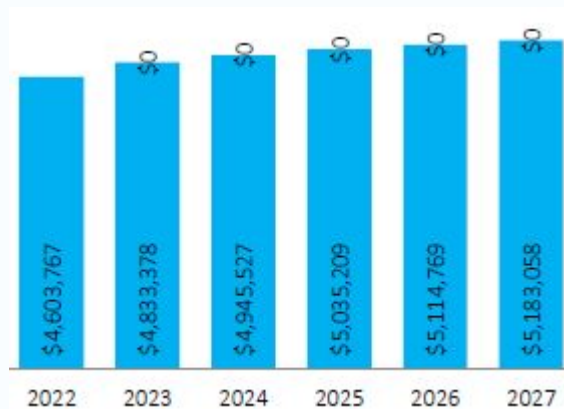
Fair School Funding Plan - Net



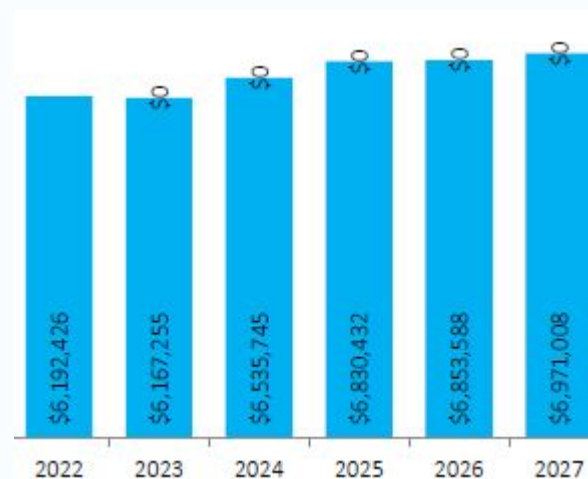


Revenues

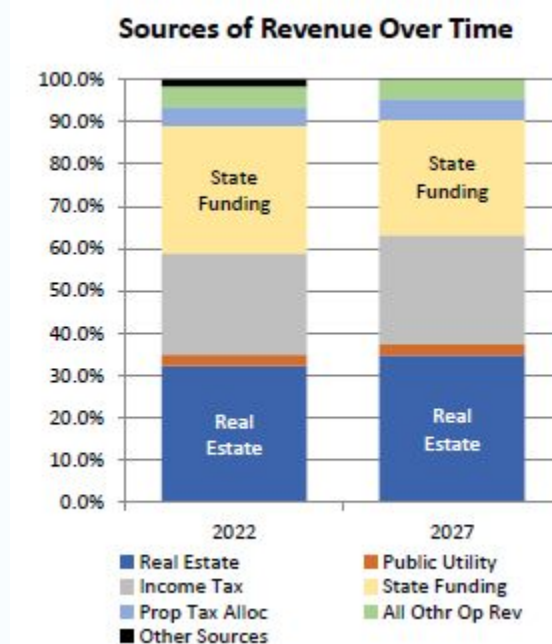
Income Tax Collections



Real Estate Tax Collections

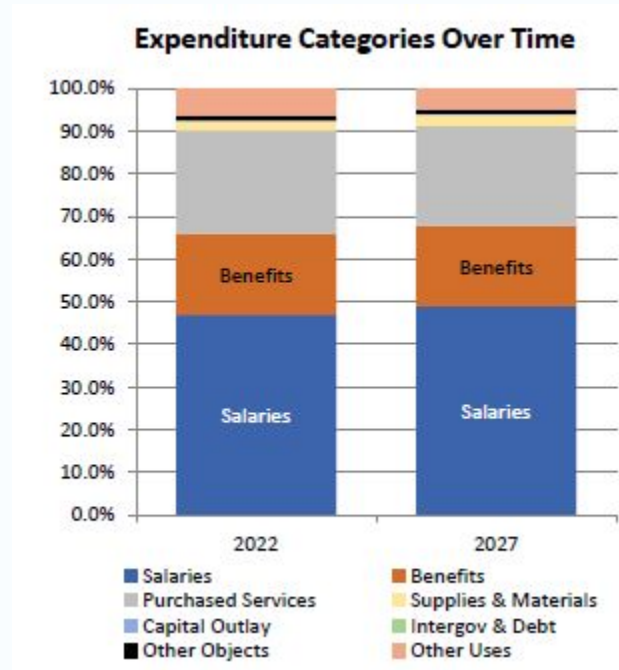


Revenues by Category





Expenditures by Category



Summary of Forecast



Financial Forecast	Fiscal Year 2023	Fiscal Year 2024	Fiscal Year 2025	Fiscal Year 2026	Fiscal Year 2027
Beginning Balance (Line 7.010) Plus Renewal/New Levies Modeled	6,575,014	6,743,716	7,737,864	8,373,591	8,691,244
+ Revenue	18,564,101	19,156,996	19,641,418	19,790,981	20,031,741
+ Proposed Renew/Replacement Levies	-	-	-	-	-
+ Proposed New Levies	-	-	-	-	-
- Expenditures	(18,395,399)	(18,162,847)	(19,005,692)	(19,473,328)	(19,902,341)
= Revenue Surplus or Deficit	168,702	994,149	635,726	317,653	129,400
Line 7.020 Ending Balance with renewal/new levies	6,743,716	7,737,864	8,373,591	8,691,244	8,820,644



Things to Consider

- Middle School Roof Replacement
- Grade Reconfiguration
- Track and Tennis Replacement
- Aging Facilities
- State Funding
- Changing Economy



Questions & Feedback

