


SPRING LETTER SIZE
MATCH & WRITE



Tall, Small, and Fall Letters Reference Sheet

Tall Letters:

b d f h k l t

b d f h k l t

Small Letters:

a c e i m n o r s u v w x z

a c e i m n o r s u v w x z

Fall Letters:

g j p q y

g j p q y

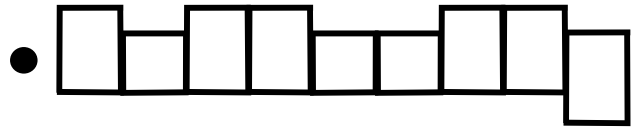
All Letters:

abcdefghijklmnopqrstuvwxyz

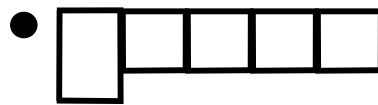
Spring Match and Write

Directions: Draw a line to the matching word box and then copy the word in the letter boxes.

flowers •



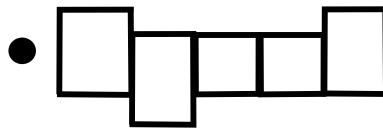
rain •



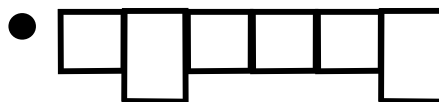
spring •



butterfly •




birds •



April •



grass •



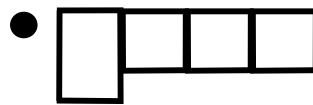
Spring Match and Write

Directions: Draw a line to the matching word box and then copy the word in the letter boxes.

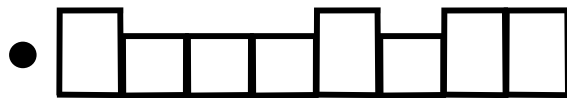
umbrella •



baseball •



chick •



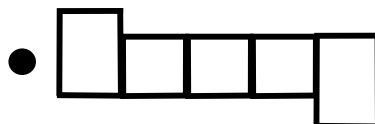
bunny •



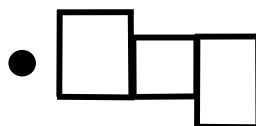
Easter •



May •



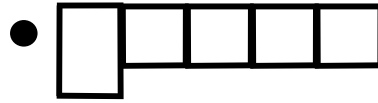
grow •



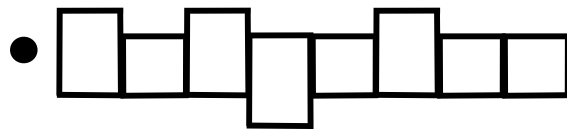
Spring Match and Write

Directions: Draw a line to the matching word box and then copy the word in the letter boxes.

bird nest•



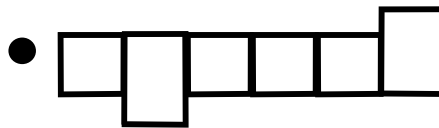
sunshine•



June•



tadpoles•




worm•



sprout•



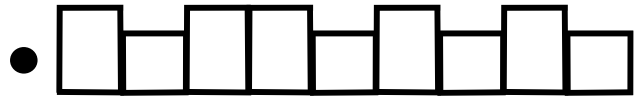
green•



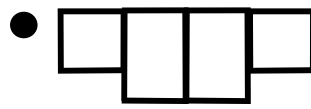
Spring Match and Write

Directions: Draw a line to the matching word box and then copy the word in the letter boxes.

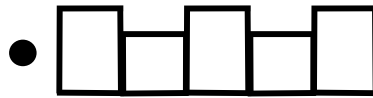
hatch•



rainbow•



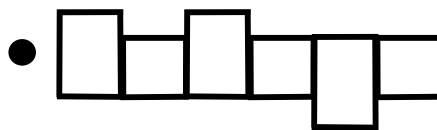
tulips•



daffodils•



lamb•



eggs•



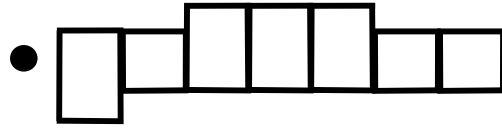
blossom•



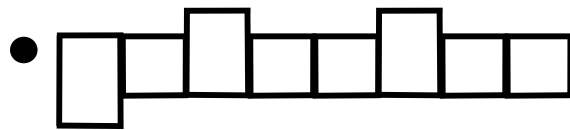
Spring Match and Write

Directions: Draw a line to the matching word box and then copy the word in the letter boxes.

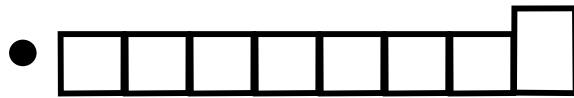
hyacinth•



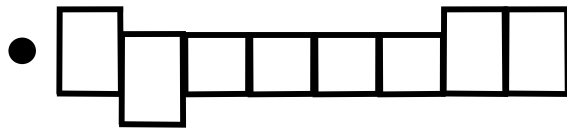
weather•



galoshes•



bulbs•




puddles•



raincoat•



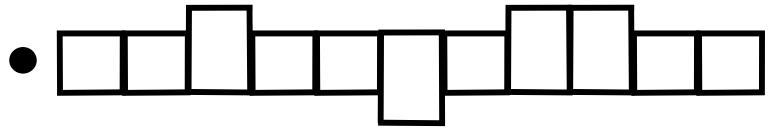
robin•



Spring Match and Write

Directions: Draw a line to the matching word box and then copy the word in the letter boxes.

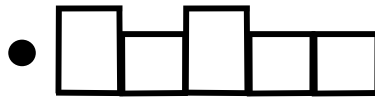
rabbit•



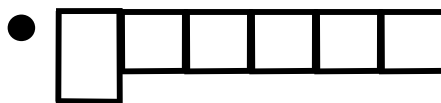
garden•



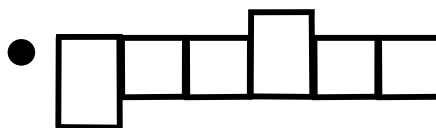
ladybug•



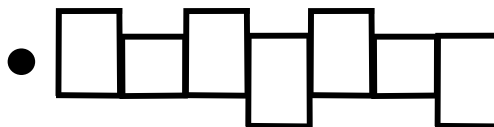
kites•




caterpillar•



bees•



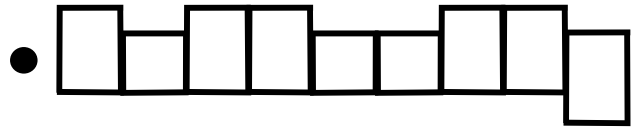
picnic•



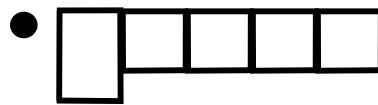
Spring Match and Write

Directions: Draw a line to the matching word box and then copy the word in the letter boxes.

flowers •



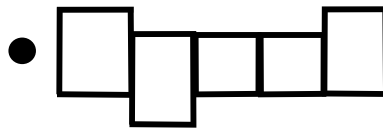
rain •



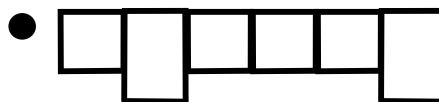
spring •



butterfly •




birds •



April •



grass •



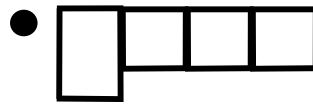
Spring Match and Write

Directions: Draw a line to the matching word box and then copy the word in the letter boxes.

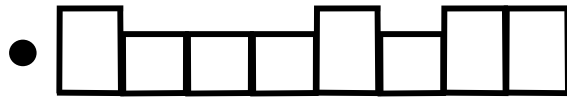
umbrella •



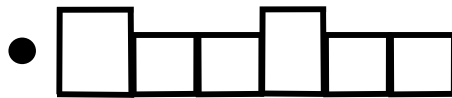
baseball •



chick •



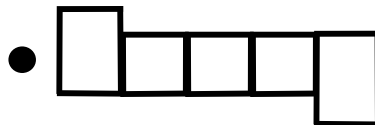
bunny •



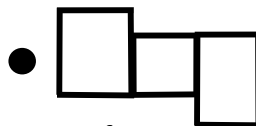
Easter •



May •



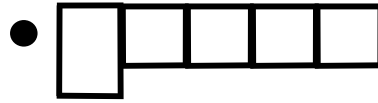
grow •



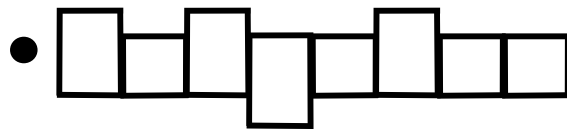
Spring Match and Write

Directions: Draw a line to the matching word box and then copy the word in the letter boxes.

bird nest•



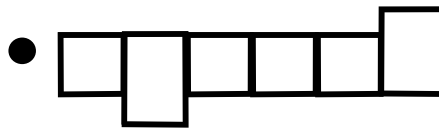
sunshine•



June•



tadpoles•




worm•



sprout•



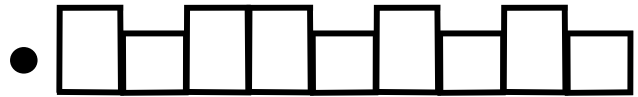
green•



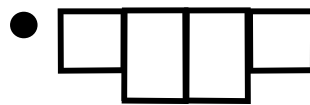
Spring Match and Write

Directions: Draw a line to the matching word box and then copy the word in the letter boxes.

hatch•



rainbow•



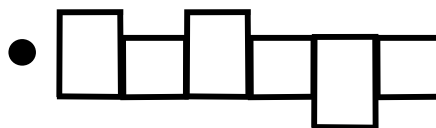
tulips•



daffodils•



lamb•



eggs•



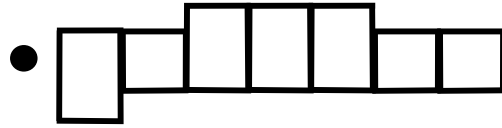
blossom•



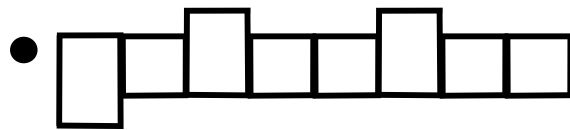
Spring Match and Write

Directions: Draw a line to the matching word box and then copy the word in the letter boxes.

hyacinth•



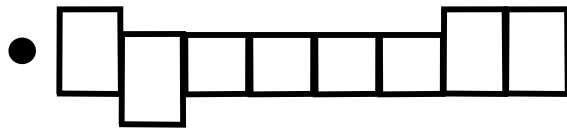
weather•



galoshes•



bulbs•




puddles•



raincoat•



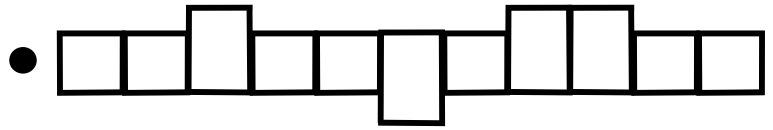
robin•



Spring Match and Write

Directions: Draw a line to the matching word box and then copy the word in the letter boxes.

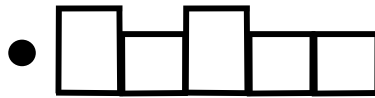
rabbit•



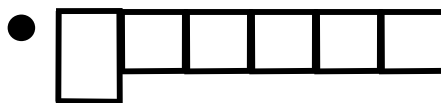
garden•



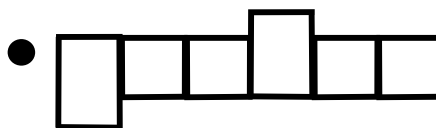
ladybug•



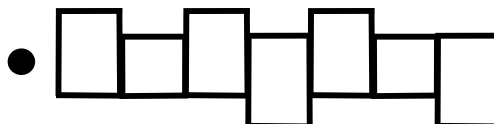
kites•




caterpillar•



bees•



picnic•



Thank you for your purchase!

I am so grateful that you chose my resource and I hope that it serves your needs well!
I make every effort to make the best, error-free product that I can, but occasionally I do make mistakes.

If this occurs, please contact me before you rate my store or product so that I may try to fix the problem. Thank you in advance!

TERMS OF USE:

- ❖ Purchase of this product allows you to print this product for your own classroom students, clients/families, and your own personal use. The files may not be reproduced or transferred to others in print or electronically.
- ❖ This product can be referenced in blog posts, at professional development workshops, and continuing education seminars as long as credit is given to myself, the author, along with a link provided to my TPT store.
- ❖ Do not claim this work as your own, alter the content, or remove copyright.
- ❖ Do not sell this resource or create any document from the content contained within this document.
- ❖ Do not post this resource elsewhere on the internet neither for sale or free including Facebook files, Google doc links on blogs, and the like.

Thank you for following this universal code of professional ethics and the pride of complete integrity as you enjoy the use of this resource. All rights are reserved.

Regina Parsons-Allen at COTA Life. *Regina*



Teachers Pay Teachers Store:

<https://www.teacherspayteachers.com/Store/Cota-Life>

Connect with Me:

<https://www.instagram.com/cotalife/?hl=en>

<https://twitter.com/cotalife1>

<https://www.pinterest.com/cotalife/>

<https://cotalife.weebly.com/>

Thank you clip artists!



<https://www.teacherspayteachers.com/Store/Clip-Art-Engine>