


A NOTE FROM SUPERINTENDENT
CHRISTOPHER J. BURROWS



At Georgetown Exempted Village Schools we strive to be a school district where ALL students want to learn, ALL people want to work, ALL parents want to send their children and ALL of our community is proud to support. We know that to achieve this, our entire G-Men Nation must come together with a collaborative spirit to love, nurture and support the growth of our children.

As you look through our annual report, we hope that you will notice our laser-like focus on the whole-child, and just as importantly, the countless ways that we measure success. We believe that the greatest investment we can make, as a community, is in the development of our children. In fact, the success of our society depends upon our school systems, and their ability to grow young minds that can think critically, communicate effectively and solve problems independently.

We strive to prepare our graduates for their next step in life, and consistently embrace and adapt with the changes to which we measure the success of our students. Our vision is that 100% of our Seniors graduate with a Diploma Plus; an equivalent of an Associate’s Degree, a Career-Tech Certificate, or an In-demand Job Certificate. Once this happens, our students will truly be, Ready for Anything!

Our schools reflect what our community values. These values drive our planning and our actions. We believe that students are more than just a number or a test score. We embrace the whole-child by measuring success in the areas of financing, collaboration, character- education, and communication. Academically, we monitor the success of our students on a regular basis to ensure that they are ready for their next level of learning. Ultimately, we thrive to create a system that works together with our stakeholders, to meet the needs of our children.

It’s our goal to grow every child, every day, with no exceptions! We are aware of, and fully understand the high expectations that our community has for us, and it is our sincere pleasure and passion to collaboratively serve the needs of our community. If you have any suggestions for improving our schools please contact me at chris.burrows@gtown.k12.oh.us or on twitter @cburrows22.

Respectfully,
Christopher J. Burrows, Superintendent

A place where **ALL** students want to learn, **ALL** people want to work, and **ALL** parents want to send their children!

GEORGETOWN EXEMPTED VILLAGE SCHOOLS
1043 Mt. Orab Pike
Georgetown, Ohio 45121



GEORGETOWN
EXEMPTED VILLAGE SCHOOLS



DISTRICT GOALS
2016-2017

www.gtown.k12.oh.us

ACADEMIC AND THIRD GRADE ACHIEVEMENT

District Goal: Ensure the Development, Implementation, and Monitoring of High Quality Standards Based Instruction

100% of Georgetown students

met the

Third Grade Reading Guarantee benchmark
for the 2016-2017 school year

- GEVS met 5 Indicators this year!
- 18 Indicators showed growth!
- 17/23 Indicators are higher than the state average!
- #1 in the County for Indicators met!



The Ohio's State
Board of Education

awarded

**GEORGETOWN
JR./SR. HIGH SCHOOL**

**THE 2016
MOMENTUM
AWARD!**

This award recognizes schools that have received A's on every value-added measure included on the 2016 Ohio Report Card



2017 STATE TEST RESULTS

| | GEVS - AIR Test Results (2 year Comparison) | | | | |
|---------------------|------------------------------------------------|------|--------|--------------------|---------------------------|
| | Indicators Met (Identified in Green) | | Growth | 2017 State Average | Higher than state Average |
| | (Percent of Students Proficient or Higher) | | | | |
| | 2016 | 2017 | | | |
| Grade 3 ELA | 56 | 69 | ↑ | 63 | Y |
| Grade 3 Math | 74 | 79 | ↑ | 70 | Y |
| Grade 4 ELA | 55 | 69 | ↑ | 63 | Y |
| Grade 4 Math | 69 | 80 | ↑ | 72 | Y |
| Grade 4 SS | 87 | 90 | ↑ | 77 | Y |
| Grade 5 ELA | 50 | 68 | ↑ | 67 | Y |
| Grade 5 Math | 60 | 64 | ↑ | 61 | Y |
| Grade 5 Science | 69 | 84 | ↑ | 68 | Y |
| Grade 6 ELA | 46 | 56 | ↑ | 60 | |
| Grade 6 Math | 42 | 43 | ↑ | 60 | |
| Grade 6 SS | 56 | 61 | ↑ | 63 | |
| Grade 7 ELA | 62 | 53 | | 59 | |
| Grade 7 Math | 56 | 51 | | 55 | |
| Grade 8 ELA | 53 | 62 | ↑ | 50 | Y |
| Grade 8 Math | 55 | 63 | ↑ | 54 | Y |
| Grade 8 Science | 82 | 82 | | 65 | Y |
| Algebra I | 48 | 59 | ↑ | 59 | Y |
| American History | 83 | 74 | | 71 | Y |
| American Government | 76 | 82 | ↑ | 71 | Y |
| Biology | 72 | 70 | ↑ | 62 | Y |
| English I | 61 | 62 | ↑ | 63 | Y |
| English II | 48 | 65 | ↑ | 59 | Y |
| Geometry | 59 | 37 | | 43 | |

80% is the State Standard

Scoring an 80% or higher means the indicator has been met

MOTIVATION & PRIDE/ COMMUNICATION/CUSTOMER SERVICE

District Goal: Motivation & Pride/Communication/Customer Service.

Motivation and Pride

Develop and implement strategies for improving student motivation and pride

- ★ 77% of students feel proud to be a part of the Georgetown GMEN community.
- ★ 81% of parents believe teachers at GEVS build strong relationships with students.
- ★ 81% of parents would recommend GEVS to a friend.
- ★ 82% of parents believe their child feels respected and encouraged by GEVS staff.
- ★ 65% of students feel that they are provided with the opportunities and tools necessary to be successful, as a person and a student.
- ★ 85% of students have personal pride in their school work.
- ★ 98% of staff take pride in their teaching at GEVS.
- ★ 82% of staff believe school administrators promote the success of all students and staff.
- ★ 82% of GEVS staff feel that they are treated and respected as an educational professional.
- ★ 97% of staff believe GEVS is a good place to work and learn.

Communication

Implement an internal and external communication plan.



64% of students believe they know how and where to go when they need support, both academically and socially within the school.



60% of students feel that they have strong relationships with their teachers.



85% of staff have close working relationships with each other.

85% of parents feel that the district does a great job of communicating news/events to them.

89% of staff believe they are free to openly communicate with school administration.

Customer Service

Train and implement customer service expectations district wide

- 92% of parents feel welcomed at GEVS.
- 84% of staff believe that school administrators follow through on commitments
- 74% of parents know how to become actively involved in their child's school.



FINANCE

District Goal: End the School Year with at least 140 Days Cash

What this means: Our bottom line has improved by \$1.85M over the past three years!



Past Results (2015–2016): Realized an operating surplus 15 of the last 16 years. In fiscal year 2016, revenues were greater than expenditures = \$905,558.



Projections Update (2017–2019): Projecting an operating surplus, including \$549,057 in fiscal year 2017.

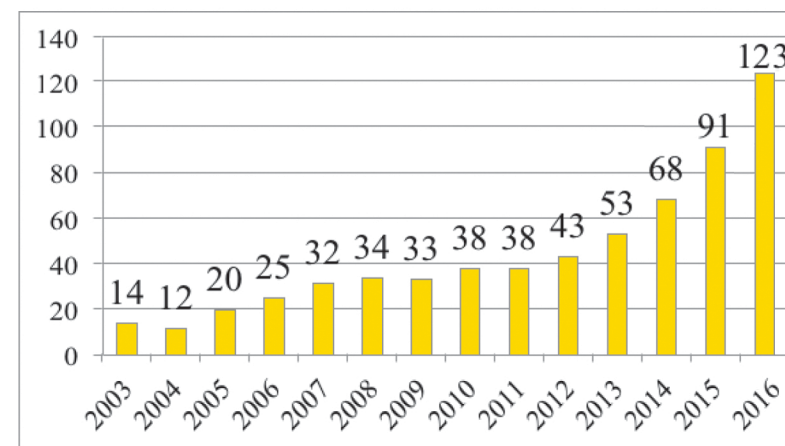


Planning for the Future (2018–2021): Solid fiscal planning + efficiency = five-year business plan that supports the Permanent Improvement Levy work.



Maintenance Business Plan: Designed to provide a roadmap and budget to keep our buildings, technology, and grounds up-to-date, relevant, and safe.

Historical Information – Days of Cash Available – Fiscal Year-End



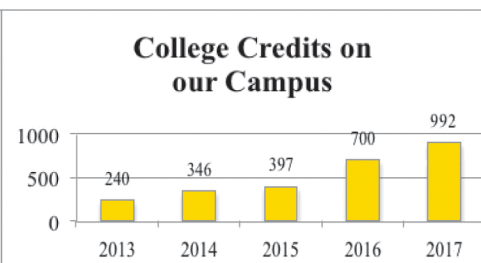
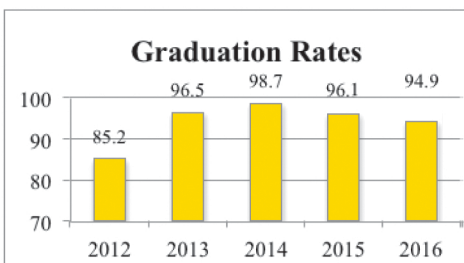
Find all district fiscal information online under the treasurer's link
www.gtown.k12.oh.us/treasurerFinance.aspx

and at ohiocheckbook.com

www.ohiotreasurer.gov/Transparency/Ohios-Online-Checkbook

GRADUATION

District Goal: Achieve a 96% Graduation Rate and Annually Increase On-Campus College Credit Offerings and Career Technical Certificates by 25%



35%-40%

of our graduates obtain a career technical certificate annually



Total of 559 college credit hours earned on our campus by the graduating class of 2017 over past 3 years in 8 subject areas

Students took college credit plus courses in 2 different ways:

17 college credit plus classes/54 semester hours with our teachers
4 courses/12 semester hours online



Grand total of **66 college semester hours** available on our campus



Which is equivalent to approximately \$28,050 of savings to a family
(average tuition per credit hour in our region is \$425)

Senior Stats (cohort of students graduating 2017):

- ⊕ Over 50% of seniors in our building graduated with at least 3 college credit hours
- ⊕ 19 students earned 15 hours or more (equivalent to a semester of college)
- ⊕ 7 students earned 27 college credits or more (equivalent to a year of college)
- ⊕ Top student earned 43 college credit hours never having to leave our campus

Dual enrollment numbers overall for the 2016-2017 school year:

- ⊕ 124/273 (45%) high school students were involved in the CCP program on our campus
- ⊕ 17/35 (49%) juniors, 43/96 (45%) sophomores, and 36/92 (39%) of freshmen enrolled in at least one CCP course
- ⊕ 21 courses were available in all