

## YOUR PRESCHOOLER SPRING NEWSLETTER



Newsletter

March, 2023

### Inside this issue:

<b>FINE MOTOR DEVELOPMENT MILESTONES</b>	2
<b>FINE MOTOR MUSCLE DEVELOPMENT</b>	3
<b>FINE MOTOR ACTIVITIES</b>	3
<b>PRE - WRITING SKILLS</b>	4
<b>BOOKS AND RECIPES TO BUILD MOTOR SKILLS</b>	5
<b>LOCAL RESOURCES AND MORE</b>	6
<b>Procedural Safeguard Information</b>	7
<b>Family County Events/Connections</b>	
<b>Ipod and I Pad Options</b>	8

## Kindergarten

If your child will be age eligible to attend kindergarten for the 2023-2024 school year it is time to start preparing for the next step

It is hard to believe the snowy days of winter are behind us and we are looking forward to the up coming school year for 2023-2024! The IU 8 and your local school districts are busy preparing for your students arrival now.

Many parents want to know "is my child ready?" The answer is; "Is the child 5 by the school district's cut off date.?" If yes, then they are eligible to attend kindergarten. Check your local school district's website or call the central office to inquire on the date.

If your child is kindergarten eligible you would have had a kindergarten transition meeting with your district. During that meeting a decision was made with you and the district to determine the next step. If the district proposed a re-evaluation you will have signed or will be receiving a Permission to Re-evaluate from the district. This would be the next step in the process. The district may have provided you with some input forms to complete for the reevaluation. It is important that you complete and return these. Once the reevaluation has been completed the district will contact you to discuss the results and the next steps.

Be sure to continue with the school districts registration process. If you are unsure how to proceed, go to your district's website. The website will provide you with the information you need to register. If you need assistance, call your local elementary building in the district and they will help guide you through the process. Many districts will offer screening days for all incoming kindergarteners. Districts will also offer other opportunities for visits prior to the first day of school such as open houses. Check your school districts website for upcoming events.

Many families have concerns with helping their child become acclimated to their new school setting. There are a variety of things you can do; visit the playground over the summer, with permission from the district take photos of your child at the playground, near the office, in the hall, cafeteria, library, gym and classroom.

The photos that you collect can be used to develop a social story that you and your child can read together over the summer to prepare for the transition to kindergarten. The following app allows you to develop a free story using your own photos.






**STORY CREATOR-EASY STORY BOOK MAKER FOR KIDS BY INNOVATIVE MOBILE APPS.**

Also consider using the story maker to help prepare your child for a new event or a way to keep a treasured memory, like a summer vacation, birthday party, going to the dentist or doctor.

There are a variety of other things you can do the help get your child prepared for kindergarten.

1. Play school with your child. Practice sitting and completing a task like writing their name, raising their hand and waiting to be called on, or lining up
2. Read stories about kindergarten such as;
3. YouTube has a large variety of read aloud books. Search story books for kids going to kindergarten



[Look for more ideas in the Pinterest section of the newsletter](#)

At times parents maybe concerned how other children may receive their child due to their personal uniqueness. YouTube offers a variety of videos called Special Books for Special Kids with Chris Ulmer. The videos offer a special introduction to the child and their special and unique nesses they have all unto themselves. Each family and child is interviewed and they share all the special things about them. This provides others with a personalized introduction and connection to each individual.

**Don't Forget To check your child's Backpack Daily!** Art Work, Field Trip forms, Calendar, family events, community activities



## FINE MOTOR DEVELOPMENT IN PRESCHOOL



### What are fine motor skills?

Fine motor skills involve the small muscles of the fingers, hands and wrists. These small muscles are used in many daily activities and school activities. The more efficient these muscles work together the better the task outcome. Part of the fine motor skill is visual perception; how accurately your child maybe seeing or interpreting the activity.

### What skills do fine motor skills impact?

#### ◆ Academic skills

- \* Pencil Skills (scribbling, drawing, coloring, Writing, gluing, tracing)
- \* Scissor skills (cutting)

#### ◆ Play Skills

- \* Construction skills (puzzles, legos, blocks, Train tracks)
- \* Doll dressing and manipulation,
- \* Operation of toys with buttons, smaller Interactive pieces, board games; rolling dice, Spinning spinners
- \* Puzzles
- \* Technology use with a mouse or stylus

#### ◆ Self Care Skills

- \* Dressing; tying shoelaces, buckles, snaps, Buttons, zippers
- \* Eating; using utensils, opening lunch box, Opening food containers
- \* Hygiene; brushing teeth, brushing hair, Toileting

### How to tell if your child has fine motor difficulties?

- ◆ Avoids table tasks related to those above
- ◆ No interest in crayon/pencil or scissor activities
- ◆ Asking others to do it for them instead of trying or requesting help "draw me a cat"
- ◆ Waiting for parents to do it for them Putting on clothes, shoes, brush teeth

### What should I do if I have fine motor skill development concerns?

If you have significant concerns about your child's acquisition of fine motor skills contact your child's physician. If the delay is significant there maybe a physical reason or a visual concern.

In many cases the delay in fine motor maybe the lack of experiences in developing those small muscles. Let's look at where the fine motor developmental milestones occur for children between 3 and 5 and the activities that can help build those small muscle groups. Keep in mind these will be general guidelines. Each child develops differently.



### Fine Motor skills to master by age 3

- Builds a tower of 4—6 blocks
- Put 4 rings on a stick, put pegs in a peg board
- Turn the page of a book
- Scribble, holding a crayon using thumb and fingers, imitate a straight line and a circle
- String beads, interlock Mega blocks, use a shape sorter
- Use a spoon and a fork
- Turn a knob, throw a ball forward
- Manage large buttons, put some clothing on with supervision
- Cut with scissors by making snips on a paper



### Fine Motor skills to master between ages 3 and 4

- Builds a tower of 8—10 blocks
- Uses playdough to make cookies, snakes and more
- Builds things using interlocking blocks like Duplo
- Draws a circle and line without a model
- Imitates drawing a cross or a square
- Feeds self well with a spoon and fork
- Cut with scissors across a paper and starting to cut on a line
- Manages buttons, can put on most clothes may still need help with shirts and coats



### Fine Motor skills to master by age 4-5

- Start to use one hand consistently for fine motor tasks like drawing
- Cut with scissors on a straight line
- Start to cut on a wavy line
- Draw a cross (+) and copy a square
- Begin to draw diagonal lines like a triangle and make an "X"
- Start to color a picture and stay in the lines
- Start to draw pictures that are recognizable
- Build things with smaller interlocking blocks like legos
- Put on own clothing, may still need help with zippers/buttons
- Start to print capital letters
- Start to spread butter or peanut butter with a table knife with supervision

### Fine Motor skills to master by age 5—kindergarten entry

- Builds complex structures with legos or tinker toys for example
- Complete a 10—25 piece interlocking puzzle
- Connects 2 dots with a straight line
- Colors small areas with attention to accuracy and color
- Copies, then prints first name from memory
- Copies letters and numbers
- Draws a person with head, facial parts, arms, legs, trunk, hands and feet
- Uses scissors to cut simple to complex figures
- Cuts soft food with a side of fork or safety knife with supervision
- Ties laces in a bow

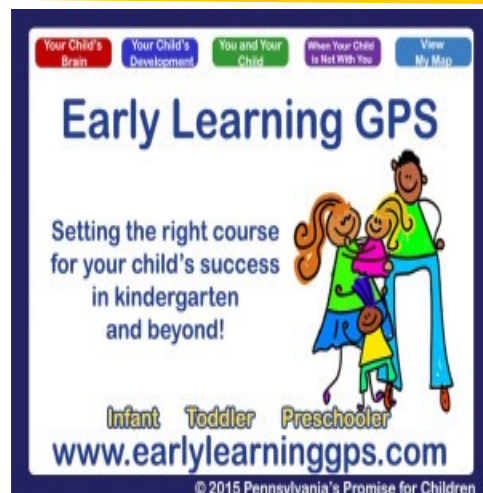


**EARLY LEARNING GPS: What is it?** It is an online question quiz that helps families learn the most important things they need to know and can do to help their young child grow. It is designed to create an engaging learning experience, but it is NOT a test. Families choose answers that best fit their situation for customized tips and resources.

**Where do I find it?** The Early Learning GPS can be found at [www.earlylearninggps.com](http://www.earlylearninggps.com)

**What topics are covered?** The program is customized for your child and family, however, there are a variety of topics addressed from birth to kindergarten: Within each area below there are a variety of topics and resources available.

- **Your Child's Brain Development;** Video; How a parents Mental Health can Affect a child, Website: Kids Eat Right, Documents Pennsylvania Early Learning for children infant –5
- **Your Child's Development;** Everyday learning; Watch me grow (Supports and Services), Activity Guide; Learning is Everywhere, Learn the signs of Autism, Parenting Counts
- **When Your Child is Not With You;** Guide to choosing quality childcare in PA, How Early Learning Programs are regulated in PA, Keep Kids Safe website, Megan's Law Website



## **Making Family and Community CONNECTIONS**

**PARENT TO PARENT OF PENNSYLVANIA:** links parents and family members of children with disabilities or special needs on a one-to-one basis according to conditions or concerns. Parent to Parent offers a connection to local support and mentor groups for family members of children and adults with: physical disabilities, developmental disabilities, special health care needs, behavioral/mental health needs, foster care or adoption and educational issues. **If interested see attached application.**

### **WHAT IS LICC?**



LICC stands for Local Interagency Coordinating Council. It was established to provide information and trainings to families in the local community. It also provides child find activities to help locate children that need services. Each county has its own LICC. Some counties meet monthly while others may meet quarterly. Preschool Early Intervention Programs, Infant/Toddler Early Intervention Programs, Department of Health and Head Start are part of these teams. Teams also may include parents, daycare providers, private preschool providers, and other agencies in the community that provide services to young children. The purpose is to get agencies and parents to discuss how everyone can work together to help all children in our communities. Each LICC has an agreement to outline how they will help families transition between programs, find children that need services and attend trainings. The agreement also provides information on how and where services are provided to children and their families. If you are interested in becoming a member of your county's LICC, please contact your service coordinator to get more information.



### **AUTISM**

- Autism Speaks; Blair County 943-9002
- ABOARD's Autism Connection of PA Bedford County; 766-2478
- Cambria County Autism Speaks; 322-1862
- Somerset Family, Social & Play Group 444-0620
- Central PA Autism Society on Facebook

### **COME UNITY**

[www.comeunity.com](http://www.comeunity.com)

The website provides a list of support groups covering topics from Adoption to specific rare genetic diagnosis. The site also provides book selections, parenting resources, advocacy resources, places to find equipment and tools to aid in a child's development and links to specific topics.

### **COMPLEX CHILD**

[www.complexchild.org](http://www.complexchild.org)

The website offers a variety of parental resources for parents who care for a child with complex needs. The on line magazine has an archive that can also be explored for resources and ideas as well.

### **M.O.R.G.A.N PROJECT:**

The M.O.R.G.A.N. Project stands for Making Opportunities Reality Granting Assistance Nationwide. This group, established by parents Robert and Kristen Malfara, supports families in their journey of raising a special needs child, be that child biological, adopted or within the foster care system. In addition to having a large library of resources and information on their website, the group also assists families with travel expenses for medical treatments and gifts of medical equipment that aren't covered by insurance, such as wheelchairs. It works to create a group of parents who are supportive of each other in difficult times.

### **YOU TUBE**

- **Fathering Autism:** Offers an inside look at a family's struggles and triumphs through daily life.
- **Our Special Life:** This series looks into individual families and each unique life within, whether it is Down Syndrome, Food Allergies and more.



## Fine Motor Activities to Help Build Those Small Muscle Groups

Building the small muscle strength in the hands, fingers and wrist benefits all children no matter their level of ability. Muscle strength is essential to fine motor success. If a child has weak muscles in the fine motor area the child will struggle with basic life skills, as well as, school related skills.

### How to tell if your child has fine motor muscle weakness


- Uses whole hand or 5 fingers to hold a pencil
- Repeatedly switches hands/changes grip when using a pencil/crayon to write, scribble
- Uses very light pressure while writing/coloring
- Struggles to open/close motion for scissors
- Has trouble with opening doors, containers, turning on/off the faucet, using eating utensils
- Avoiding fine motor tasks/becoming frustrated when doing fine motor tasks

### Hand Strengthening Activities

#### WITH ADULT SUPERVISION

*Most of the items needed for activities can be found in the home, dollar store or department store*

- Always begin with hand warm ups; squeezing a stress ball or stretching out putty
- Playdough. One of the best and most fun tools to use. Any playdough activity will work. Making snakes, creating pretend food use the index finger and thumb to roll a dough ball and more
- Using playdough scissors cut playdough
- Finger Painting or using a brush (instead of paint you could use cool whip, plain Greek yogurt or vanilla pudding with food coloring on a cookie sheet or tub wall)
- Button Snake. Large button sewn onto a ribbon and several pieces of felt cut into squares, circles, or triangles with a slit in the center just big enough for the button to pass through.



- Playing with sponges; fill a bucket with water and place sponges in the bucket. Pick up and squeeze water out into another container. This makes a great bath time or outdoor summer fun activity.
- Using a new empty spray bottle from a dollar store fill with water and have your child water the garden, spray away sidewalk chalk, spray around a hand or foot on the sidewalk to make a hand/foot print. Spray bottle art is best to do as an outdoor activity. Fill spray bottles with 2 parts washable paint one part water. Lay a piece of poster board or freezer paper on the ground and spray away.



Lay objects on the paper and spray to create beautiful works of art



Alternative; place paints in cups and use eye droppers to paint

- Using yarn or string make a pasta necklace (macaroni, penne pasta, rigatoni and more)

*Check out you tube on how to dye the pasta*



One of the best parts of working on fine motor skills is you can combine it with many other academic skills. While doing fine motor you can work on colors, letters, numbers, counting, shapes and more! Included are a few examples of how to combine fine motor and academic skills. The ideas are unlimited! Check out Pinterest and You Tube for many ideas!

### Ideas for using tongs, tweezers or clothes pins

\* Color Sort; use an empty egg carton or muffin tin and line with a colored paper that would correspond to the colors in a bag of pom-poms. Pour pom-poms in a bowl or on the floor and have your child sort them using the tongs, tweezers or clothes pins



### Continue tongs, tweezers and clothes pins


Expand the sorting with counting using cupcake papers as seen below




Or clothes pins to count




Practice  
Patterns



Letter  
Match  
With  
Stickers

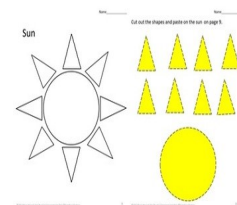


Color  
By  
Number



*Find many free printables on web search or make your own*

Cut  
By  
Shape and  
Paste



**Remember to make it fun!** There are many more ideas that can be found on Pinterest and other websites!!

<https://www.firesara.com/blogs/handwriting/35-activities-to-improve-pencil-grasp-with-things-easily-found-at-home>

The OT Tool Box is also a great website for ideas!



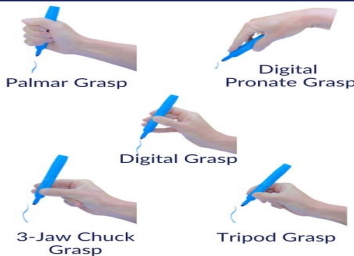


## FROM PENCIL GRIP TO HAND WRITING



As children grow physically with their motor skills they will develop their pencil grip. The chart below demonstrates the development of pencil grip in children.

### Pencil Grasp Development




DevelopLearnGrow.com



Often times children will find a means to hold a writing tool in a way that is comfortable rather than correct which is needed for writing success.

The following are some ideas to try to help your child develop the tripod grasp.

- Use a small golf pencil, any of the many mini markers or crayons. The size of the writing tool does not allow for a full fist grasp. Breaking crayons in half works too.
- If you have a close pin place it on the pencil so only the part of the pencil is exposed for the index finger and thumb to hold it. The extension on the close pin rests in side the hand as seen in the picture



- Place a cotton ball or small object in palm of hand while writing



- Using a head band or rubber bands wrap around the end of a pencil and this offers a space to focus holding on



SUGARAUNTS.COM

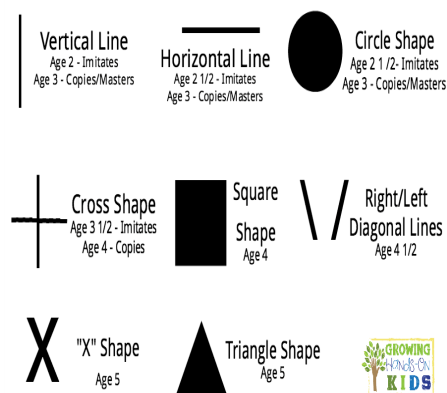
There are many commercial pencil grips that are available below are a few examples.



The best way to work on the pencil grip is to have fun and practice often. Coloring pictures, painting, and using a stylus when using an iPad provides some opportunities.

Before a child begins writing they will work on pre-writing line development. Learning to create the shapes and lines will help develop the skills needed for future writing.

### PRE-WRITING LINE DEVELOPMENT FOR KIDS



There are a few apps that focus on mastering these line skills and it is best to use a stylus. Using a stylus allows the child the opportunity to reinforce the pencil grasp.



#### WRITING WIZARD free

Offers tracing of lines and shapes, upper and lower case letters, numbers and words. It is perfect for the beginner to the child who is beginning to master handwriting. Parents can choose the level of difficulty. The app

also offers progress monitoring features and reports. There is also an option to look at each users trace history to see where they may have difficulty.



#### POCOYO LINES AND STROKES

Offers a variety of pre-writing activities to practice tracing lines from straight, angled and wavy. There are a limited set of free options and for \$1.99 there are 25 more to purchase. There are also a variety of languages to choose from.

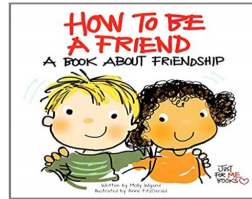
Remember to use a stylus as this provides your child experience with a writing tool. Stylus' can be used with cell phone, tablets and iPads.



## Spring into Reading Fun!




Early literacy skills are essential to a preschool aged child. What better way to develop this skill than reading to your child! The single best measure of primary reading success in kindergarten and primary grade levels is how much a child was read to before entering school. Reading to your child at least 15 minutes a day makes for future reading success. When it is just to cold and wet outside this spring reading together is a great option. Whether a book has words or just pictures a great story can be told. Having your child guess what will happen next helps develop higher level thinking and reasoning skills. In addition, reading to your child helps promote speech and *language* development. Try subbing your child's name for the lead character in the story to make it more personalized. Utilize your local library and remember your local discount stores offer great selections at very low costs! The following selections offer children examples of appropriate behaviors.




By Molly Wigand

This is a book that introduces children how to make friends. It teaches children how to be a good friend and teaches what friendship is.




By Lisa O Engelhardt

This selection helps children learn from their everyday choices and experiences to give them the skills and perspectives necessary to become compassionate, caring, and responsible adults.




A Little SPOT if Feelings; Emotional Detective

This book will help your little one recognize their feelings as well as those of others. Ideal for children from 1—12. Check out other SPOT ON Feeling books too!




By Cheri Meiners, M. Ed.

It's never too early for children to learn to recognize feelings of anger, express them, and build skills for coping with anger in helpful, appropriate ways. Children learn that it is okay to feel angry—but not okay to hurt anyone with actions or words



By Elizabeth Verdick

This book teaches children that there are polite words to use when you greet someone, ask for something and even to say NO.



By Jana Cain

This book uses strong, colorful, and expressive images which go along with simple verses to help children connect the word and the emotion. Your child will learn useful words, and you will have many chances to open conversations about what's going on in her/his life.

## Healthier Recipes

Cooking with your child offers a wide variety of opportunities to learn and grow. Tasks such as stir the batter, add one cup of milk, roll out the dough all contribute to developing a child's language, academic, cognitive and motor skills. Cooking with your child will require making some adaptations and being a bit patient as things could be a little more messy. In addition, if you have a picky eater, being apart of the preparation will often motivate your child to try something new.

**\*\* if your child has dietary restrictions you may not want to try the recipes as written \*\***



### Cheese-Stuffed Cauliflower Nuggets

**Ingredients:** \*Large bag of frozen riced cauliflower (cooked in microwave per bag) 3/4Cups of bread crumbs, 1 egg, 1/2 tsp salt, 1/4 tsp pepper, 1 Tbs garlic powder, 1 Tbs of dried parsley, favorite cheese adult cut into small squares.

For oven prep need:

Small bowl of flour, small bowl of bread crumbs and a bowl with beaten egg

**How to:** 1. once cauliflower is cooked according to bag instructions cool a little and pour into large bowl. 2. using a potato masher have your child mash down the cauliflower. 3. add one egg 4. add remaining ingredients; allow your preschooler to help measure them out and add. 5. Using a large spoon mix together well 6. take a small amount in hand and have your child make a small pancake in hand 7. place a cheese chunk in the middle of the pancake 8. take more of the cauliflower mixture and place on top of the cheese 9. roll into a ball. 10. roll in flour, then in egg, then in bread crumbs 10. place on foil lined cookie sheet 11. Bake at 350 degrees for 9 minutes, adult turn over and bake for 9—11 minutes more. Remove from oven and cool a little

Serve with ketchup, ranch dressing or marinara sauce

### FROZEN YOGURT GRANOLA CUPS



**Ingredients:** 2 or 3 favorite Greek yogurt, 1 cup of granola, 1 TBSP melted butter, 1 TBSP Honey, favorite fruits cut in small pieces; like strawberries, blueberries, raspberries.

**How to:** 1. Put granola in the bowl, add butter and honey mix well 2. use a muffin pan and have your preschooler add cupcake papers in each spot in pan 3. have your child spoon small amount in each cupcake paper 4. use fingers to press down 5. spoon in yogurt about 3/4 way up 6. using fingers or tongs place fruit pieces on top 7. Freeze for at least 2 hours

Store in a covered container in freezer. ENJOY!

### Homemade Crescent Dinner Pockets (serving 4)

**Ingredients:** One 8 count refrigerated crescent roll; (idea 1) pizza sauce, shredded cheese, pepperoni OR (idea 2) rotisserie chicken from deli cut up, jar of pasta sauce, 4 slices mozzarella cheese, parmesan cheese, *both options* 1 Tbsp melted butter, 1/4 tsp of garlic powder, 1/4 tsp Italian seasoning.

**How to:** 1. open can of crescent rolls and place four rectangle on a greased cookie sheet as in the first photo 2. spread sauce on one half of crescent rectangle as in 2nd photo 3. add your cheese and meat 4. fold crescent roll over and then press edges with fork tines to seal. 5. add garlic powder and Italian seasoning to melted butter and mix 6. Spread the butter mixture over the top with a pastry brush or drop a teaspoon of mixture on top and using the bottom the spoon gently spread.

Bake at 375\* for 13-15 minutes until golden brown.

Cool to handle and serve warm.







## PROCEDURAL SAFEGUARDS FAMILY RIGHTS



The Procedural Safeguards Notice provides detailed information on your special education rights such as:

- Confidentiality
- Parent consent
- Prior written notice
- Procedures for filing a complaint
- Mediation Procedures
- Due process hearing procedures

### Satellite Office Sites and Phone Numbers

Office hours are 8:00 AM - 3:30 PM

Altoona Office..... 814-940-0223

Duncansville Office.....814-695-5645

Ebensburg Office ..... 814-472-7690

Richland Office.....814-262-7392

Somerset Office.....814-445-9734



## COUNTY TO COUNTY ACTIVITIES FOR COMMUNITY AND FAMILY CONNECTIONS

**BEDFORD COUNTY:** **April 15 & 16** Bedford Home & Garden Outdoor Show **April 21, 22** Babies and Blooms at Hospitality Spring Farm and Garden - Come see over over 5,000 tulips and Daffodils in bloom. See baby livestock and more 9-5, Free Admission. Call 814-623-0642 for more information. 2406 Younts Road, Bedford, PA 15522. **April 16** Easter Family Fun Downtown Bedford 12-2 **May 20** The Great Bedford Bed Race, Car Show and Wing Off Downtown Bedford events begin at 11-4 **May 21 BBQ on the Main Street Everett 12-8 vendors, food trucks, kid games and more** **May 19 & 20** Yard Sale at Friendship Village: Shop throughout the campground, apartments, and mobile home park. 348 Friendship Village Rd., Bedford. 814-623-177. 9-4pm.

**BLAIR COUNTY:** **April 1** Lakemont Easter Egg Hunt 10-3 **April 8th** 1pm & 3pm Cottontail at the Curve Easter Egg Hunt at Horseshoe Curve go to <https://www.railroadcity.org/events.html> **April 8** 9am Donuts with the Easter Bunny & Egg Hunt Slinky Action Zone **April 9** Railroad Museum and Horseshoe Curve family \$1 day. Explore the sites for \$1 **April 16** Cottontail at the Curve; Easter Egg Hunt, kids toddler-9 see website for times <https://www.railroadcity.org/events.html> **April 29** 12-8 Blair Creators Festival downtown Altoona at Heritage Plaza **May 6** Lakemont Park Yard Sale Day 1130AM **May 13** 9-4 Williamsburg Farm Show Fairgrounds, Spring Craft Show **May 21** Open Day for DelGrosso Park

**CAMBRIA COUNTY:** **March 18 and every other week** Little Naturalist Story Time for 5yrs and under Prince Gallitzin State Park, come for a nature themed story and a then a craft or a-hands on activity 11- noon registration required. **March 18, 19, 20** Galleria Mall Johnstown Megashow Home, Garden & Business Expo **April 2** Hastings Spring Craft Show 9am-3pm 280 Beaver Street Hastings **April 8** at 1pm Cresson Community Easter Egg Hunt at Cresson Township Veteran Park **April 15, 16** Children's Book Festival at Bottle Works Ethnic Arts Center, go to the Children's Book Festival 2022 website or Facebook page for full details. **April 15** Earth Day 9am at Prince Gallitzin State Park go to the website for details [https://events.dcnr.pa.gov/prince\\_gallitzin\\_state\\_park](https://events.dcnr.pa.gov/prince_gallitzin_state_park) **April 29 & 30** Annual Art in Bloom Spring Art Show at the Cambria County Court House Ebensburg

**SOMERSET COUNTY:** **April 1** Spring Fling Craft & Vendor Show 9-3 at Somerset Area JR High Gym/Cafeteria **April 1** Berlin Bunny Hop go to Cup of Soul Café's facebook page for upcoming information **April 22** Earth Day trail at the diamond in uptown Somerset. Activities and learning stations. 10:00 - 2:00 **April 26- April 30** PA Maple Festival 120 Meyers Ave Myersdale PA go to the website for details [www.pamaplefestival.com](http://www.pamaplefestival.com) **April 24** 75th Annual PA Maple Festival Annual Truck and Motorcycle Show 9-11:30 **Every Tuesday** Ms. JoAnn's Preschool Story Hour 10:30am at Somerset Library, see library website for details [www.maryslibrary.com](http://www.maryslibrary.com)

**April 1, 2 and 7 Easter EggSpress** Everett Railroad Easter Bunny train ride, to reserve go to website <https://everettrailroad.com/all-upcoming-events>

**\*\* Check your local libraries for activities and events! View the website and check out the monthly calendars!**

**\*\* Check out your local State Parks, for children and family friendly events and activities by going to the website <https://www.dcnr.pa.gov/Pages/default.aspx>**



Smart911 provides the 9-1-1 callers and emergency responders with the exact information you need them to know when responding to your emergency. With Smart911, you can add key information about members of your household that would help anyone you care for in the event of an emergency, whether the call is from the home or any mobile phone. The following is information you can provide and enter when you register:

**PEOPLE:** Names, physical descriptions, and photos will help responders act quickly if a child goes missing, or help identify individuals in an emergency.

**PHONES:** mobile phones don't provide an address for the caller. By adding all phones for your household, 9-1-1 will have a better idea where you are when you need help.

**ANIMALS:** Keep all members of your household safe by including pets, livestock, or service animals that responders need to be aware of.

### MEDICAL INFORMATION Such as:

**1. MEDICAL CONDITIONS:** If a family member has epilepsy, diabetes, asthma or some other condition responders will know how to effectively treat the person

**2. ALLERGIES:** Alerting the 9-1-1 responder to serve allergies like a bee sting. Food or latex could save a life

**3. DISABILITIES AND EQUIPMENT:** Alerting responders to special equipment or approaches needed to work with someone will better help the responder work with the individual. This may include information about a wheelchair or how to interact with someone with Autism.

**4. MEDICATIONS:** Knowing what medications an individual is using allows the responders to assess correctly or avoid dangerous medication interactions during treatment.

**TO REGISTER GO TO :** [safety.smart911.com](http://safety.smart911.com)



# Technology



## IPod and iPad Fun and Learning

With new technology comes new learning opportunities for preschoolers and beyond. The iPhone and iPad offer children another opportunity to explore everything they see through direct interaction. Children are able to explore and use a large variety of applications to help them learn everything from their colors, letters, numbers and more. Many applications are also designed for the specific learning needs of children. Applications typically cost about \$.99, however, there are hundreds of free downloads to choose from. Listed below are a variety of applications that would be appropriate for preschool aged children between the ages of 3 and 5. All applications can be found on iTunes or in the App Store.

Even though technology is a fabulous tool for learning it should be a secondary means. The first approach to teaching children is direct contact, by reading to children, talking with children and interactive play are the best means of educating.

When children are given the opportunity to create something new and beautiful they can be highly motivated to practice those fine motor skills without even realizing it! The following are some artistic and musical apps to help full fill the fun while developing the skills !!




**Drawing for Kids Games :** There are a few of them to choose from. Drawing for Kids Learning Games for Toddlers age 3 offers the following skills in addition to fine motor; master thinking, memory and attention. Great sound effects, animation and interaction. Drawing for Kids Games Apps 2 offers a means of customizing gender, age, interest in types of things to draw. Both have a few options for free items, monthly or year subscriptions.




**Fine Motor Fundamentals :** This free app is designed for children with special needs to help develop those fine motor skills. The app offers four developmentally appropriate activities for children 3 –5. The app also lends to many other cognitive skills.



**Kid Paint: easy for Preschoolers:** This free app allows for the natural artist to create freely. Using a stylus would be the perfect accompaniment to using the app. Kids can draw, save their works of art to the devices photo album and share with others or print out to frame and decorate with.



**Bugs and Buttons 2: \$2.99** This app is beneficial for children with dyspraxia and other fine motor issues. Children will have the opportunity to work on pincher grasp, hand-eye coordination, touch drag motion .



**Baby Piano for kids & toddlers:** This app offers free and subscription options. It offers lullabies, piano, instruments, sounds environmental, machines, animals) and games. It is great for children with a varying levels of abilities.



**Dexterity Jr. Preschool Motor Skills:** Dexterity Jr. is a great app for children of many levels of ability. The app offers hand and finger exercises needed to develop handwriting skills **\$2.99**



**Awesome Xylophone :** The lite version is free and the full version is \$1.99. The lite version allows your child to freely explore and play songs. The full version allows children to learn to play songs like "Happy Birthday"



**iTrace (handwriting for kids) : \$3.99** Once your child is ready to begin writing letters, their name, words and numbers this app offers practice opportunities. This app accommodates both left and right hand writers. Parents can review detailed progress reports that will let a parent know things like "too shaky", "out of bounds" and "overexerted"

*Check out the app store for many more fun activities.*

*Remember the best way to strengthen your child's small muscle groups, is hands on activities. Search preschool fine motor activities on the web or Pinterest for many new ideas !*



*One of the best hands on tools is play dough, whether it is homemade or store bought.*

*Recipe can be found at:*

*[www.iheartnaptime.net/play-dough-recipe](http://www.iheartnaptime.net/play-dough-recipe)*