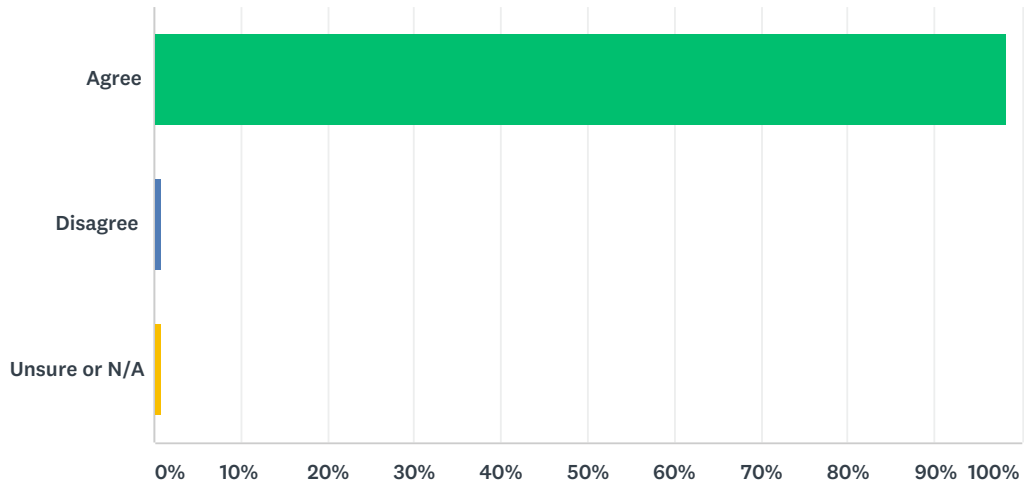


Q1 The Clarksville School System provides a safe learning environment for my child.

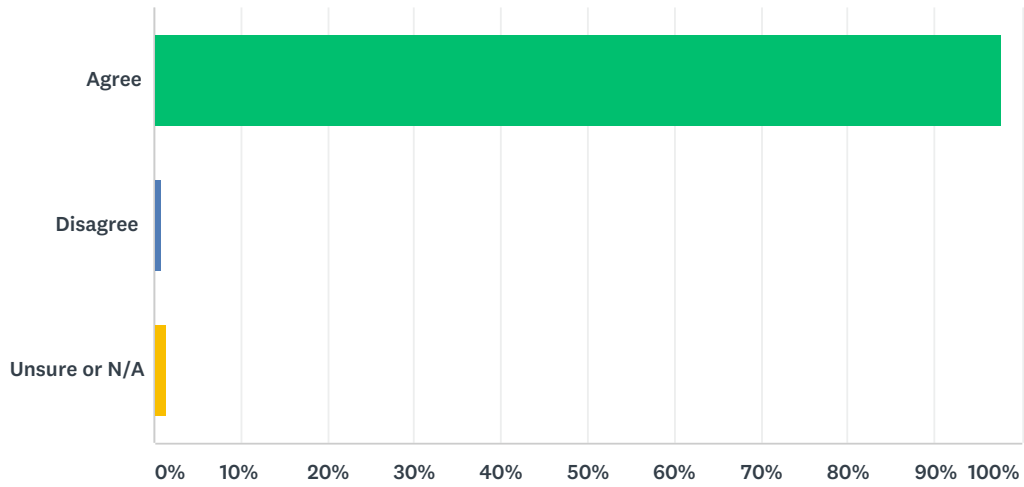
Answered: 341 Skipped: 0



ANSWER CHOICES	RESPONSES	
Agree	98.24%	335
Disagree	0.88%	3
Unsure or N/A	0.88%	3
TOTAL		341

Q2 The faculty and staff are friendly and welcoming.

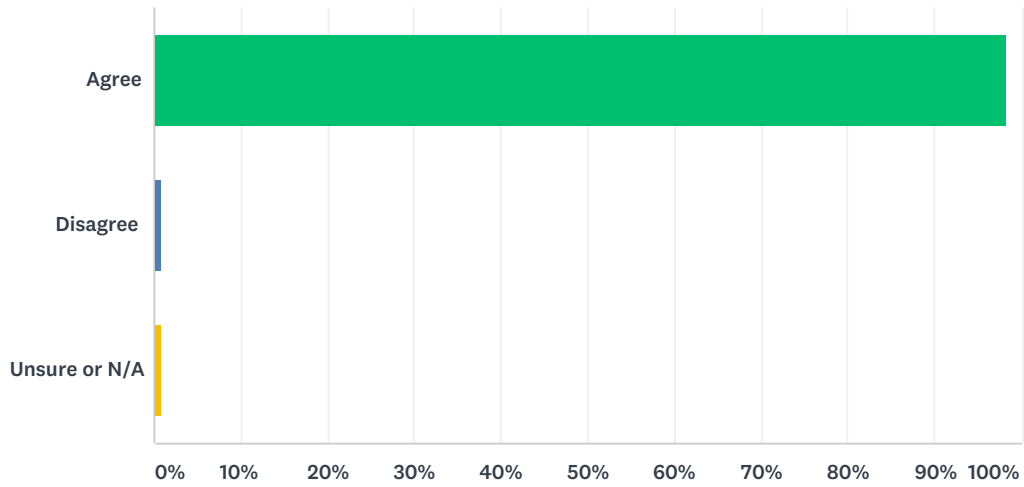
Answered: 341 Skipped: 0



ANSWER CHOICES	RESPONSES	
Agree	97.65%	333
Disagree	0.88%	3
Unsure or N/A	1.47%	5
TOTAL		341

Q3 The buildings and grounds are clean and well-maintained.

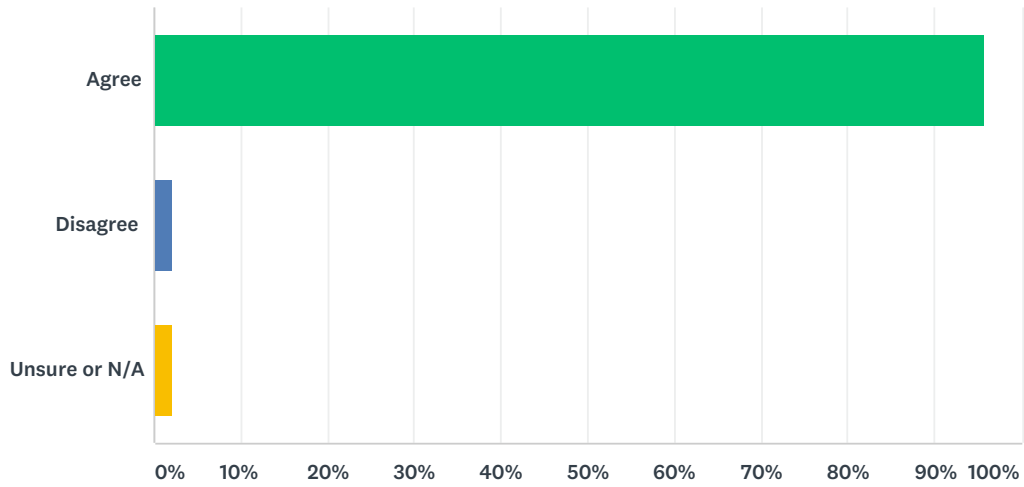
Answered: 340 Skipped: 1



ANSWER CHOICES	RESPONSES	
Agree	98.24%	334
Disagree	0.88%	3
Unsure or N/A	0.88%	3
TOTAL		340

Q4 Teachers have a positive attitude toward my child.

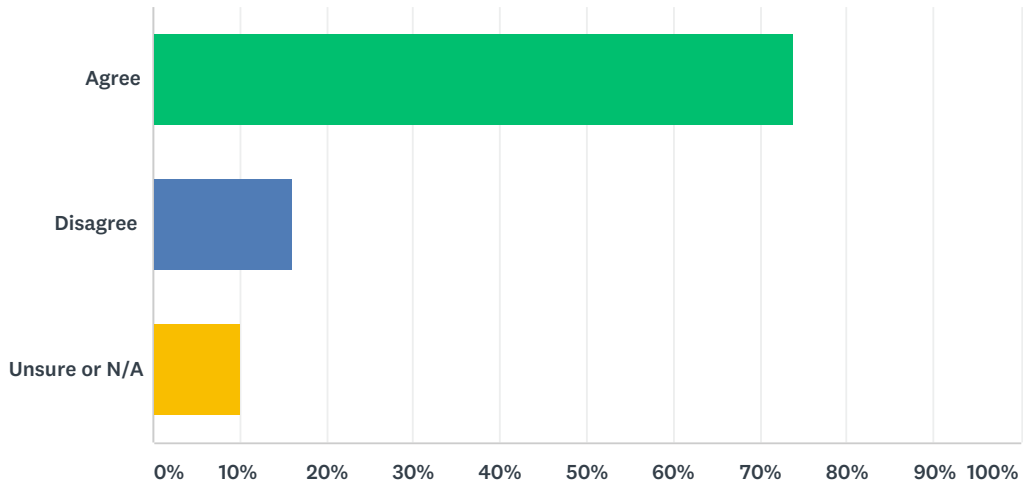
Answered: 341 Skipped: 0



ANSWER CHOICES	RESPONSES	
Agree	95.89%	327
Disagree	2.05%	7
Unsure or N/A	2.05%	7
TOTAL		341

Q5 I check my child's grades, assignments, absences, and discipline referrals on the school's internet grading program (Home Access Center).

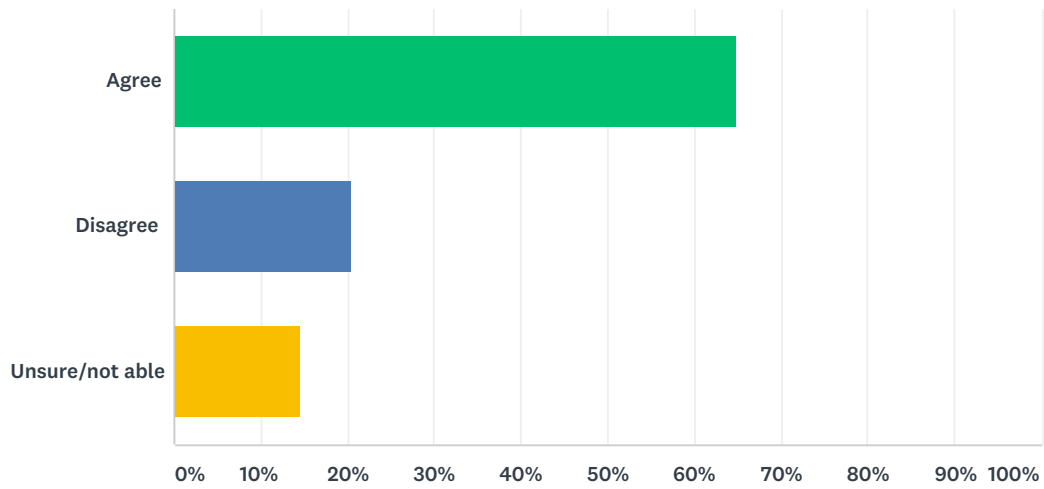
Answered: 341 Skipped: 0



ANSWER CHOICES	RESPONSES	
Agree	73.90%	252
Disagree	16.13%	55
Unsure or N/A	9.97%	34
TOTAL		341

Q6 I access the internet at home via Planbook.com or Schoology to view my student's lessons, projects, schedule, and assignments.

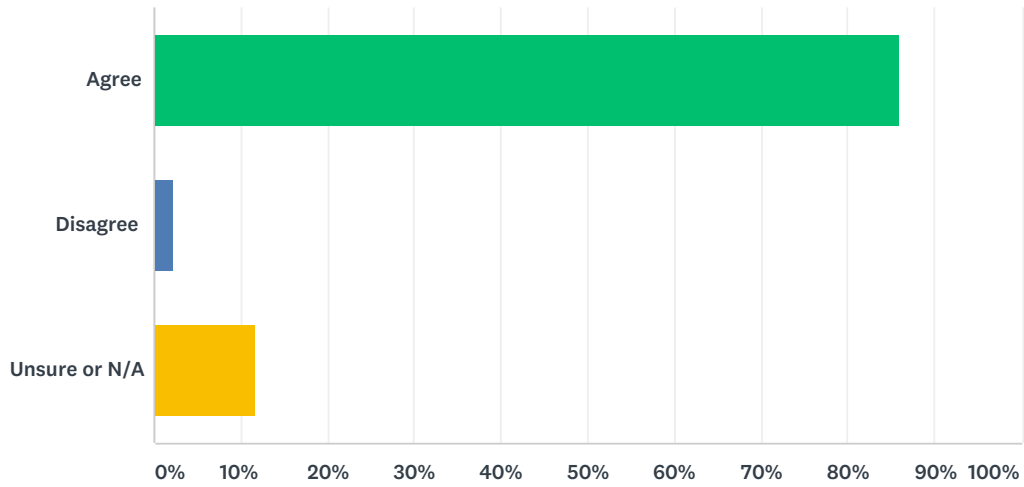
Answered: 341 Skipped: 0



ANSWER CHOICES	RESPONSES
Agree	64.81% 221
Disagree	20.53% 70
Unsure/not able	14.66% 50
TOTAL	341

Q7 Teachers respond to my phone calls, notes or emails within 24 hours.

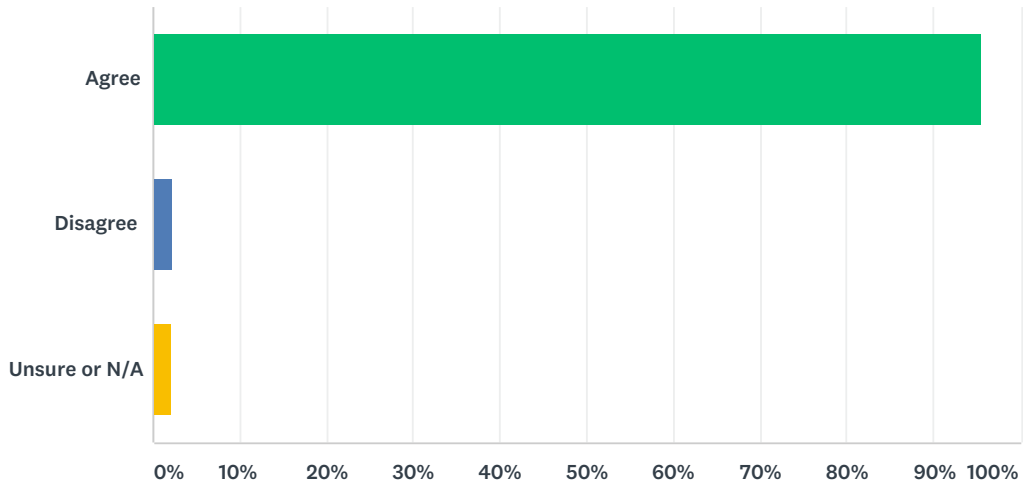
Answered: 341 Skipped: 0



ANSWER CHOICES	RESPONSES	
Agree	85.92%	293
Disagree	2.35%	8
Unsure or N/A	11.73%	40
TOTAL		341

Q8 Clarksville educational programs provides the necessary tools for my child to receive a great education.

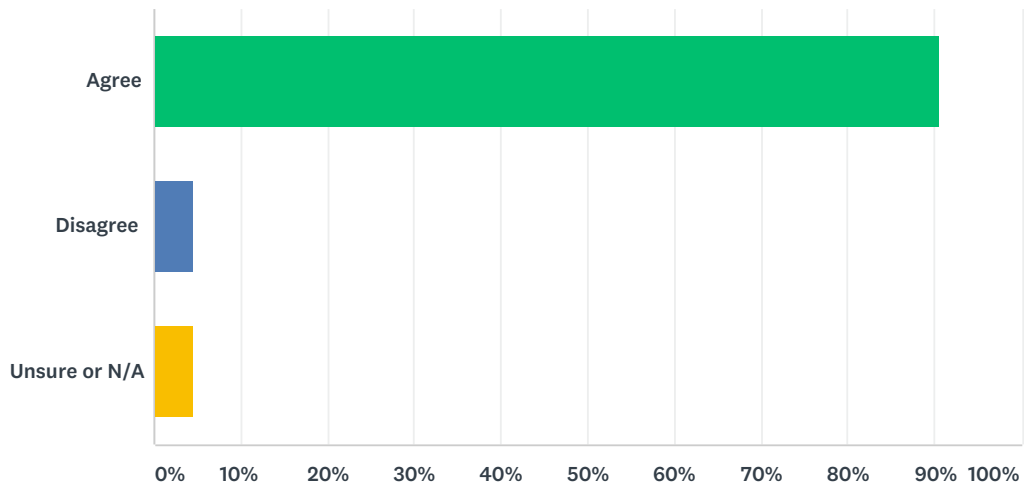
Answered: 340 Skipped: 1



ANSWER CHOICES	RESPONSES
Agree	95.59% 325
Disagree	2.35% 8
Unsure or N/A	2.06% 7
TOTAL	340

Q9 Homework assignments seem to be relevant and of reasonable length.

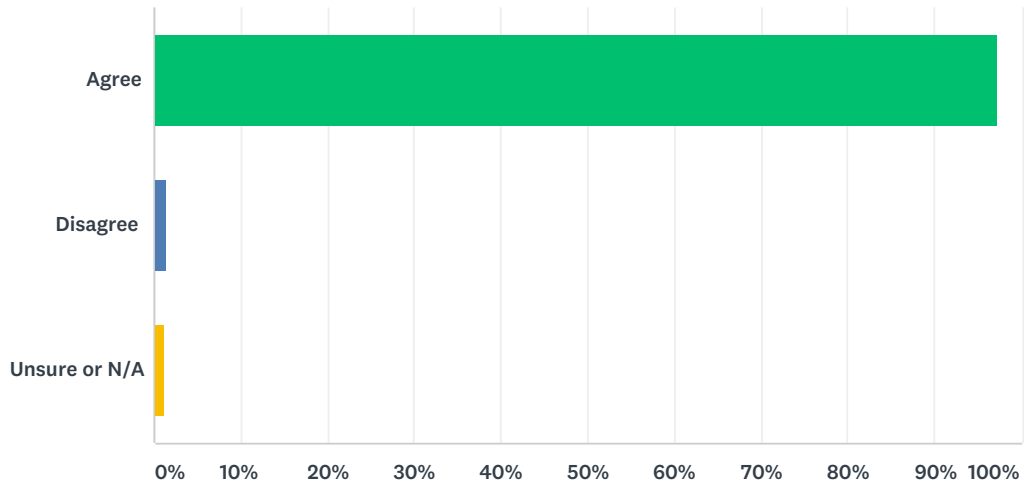
Answered: 341 Skipped: 0



ANSWER CHOICES	RESPONSES
Agree	90.62% 309
Disagree	4.69% 16
Unsure or N/A	4.69% 16
TOTAL	341

Q10 My child's education is important to the teachers and administrators.

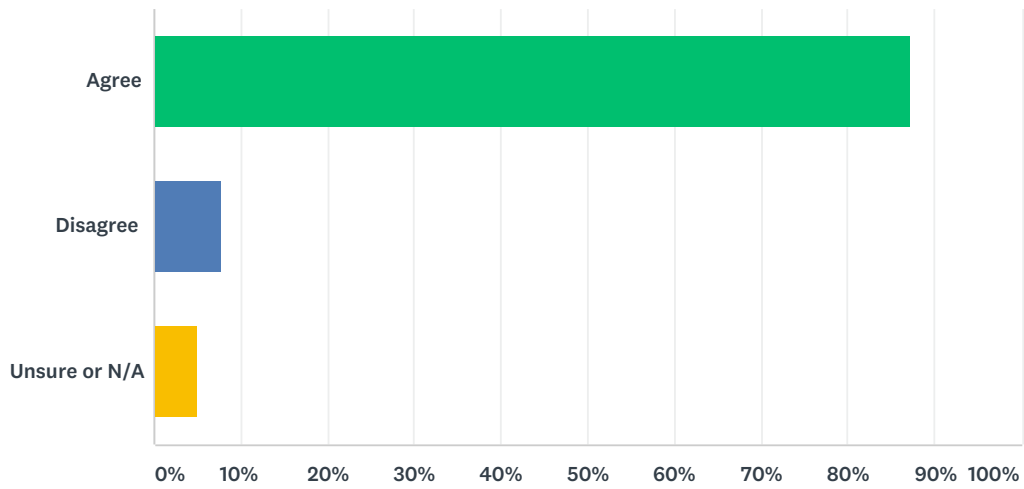
Answered: 340 Skipped: 1



ANSWER CHOICES	RESPONSES	
Agree	97.35%	331
Disagree	1.47%	5
Unsure or N/A	1.18%	4
TOTAL		340

Q11 I read through the student handbook with my child to gain a better understanding of the rules and policies of the school.

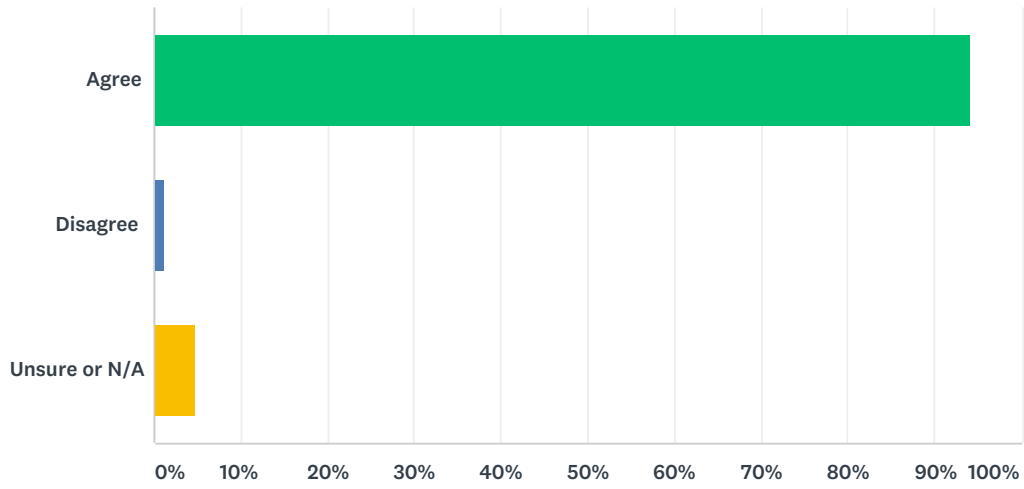
Answered: 339 Skipped: 2



ANSWER CHOICES	RESPONSES	
Agree	87.32%	296
Disagree	7.67%	26
Unsure or N/A	5.01%	17
TOTAL		339

Q12 I have read and signed the School/Parent Compact.

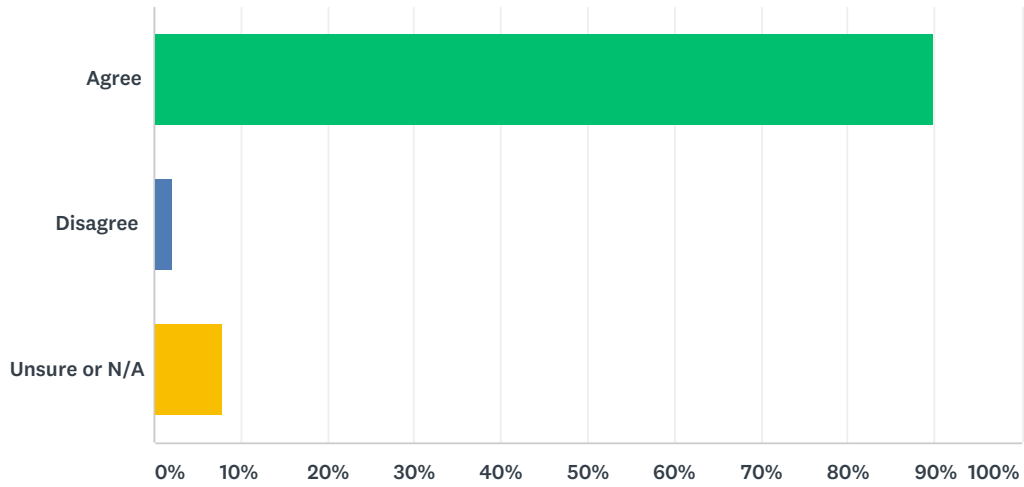
Answered: 338 Skipped: 3



ANSWER CHOICES	RESPONSES	
Agree	94.08%	318
Disagree	1.18%	4
Unsure or N/A	4.73%	16
TOTAL		338

Q13 I have been provided with the district/building parental involvement policy.

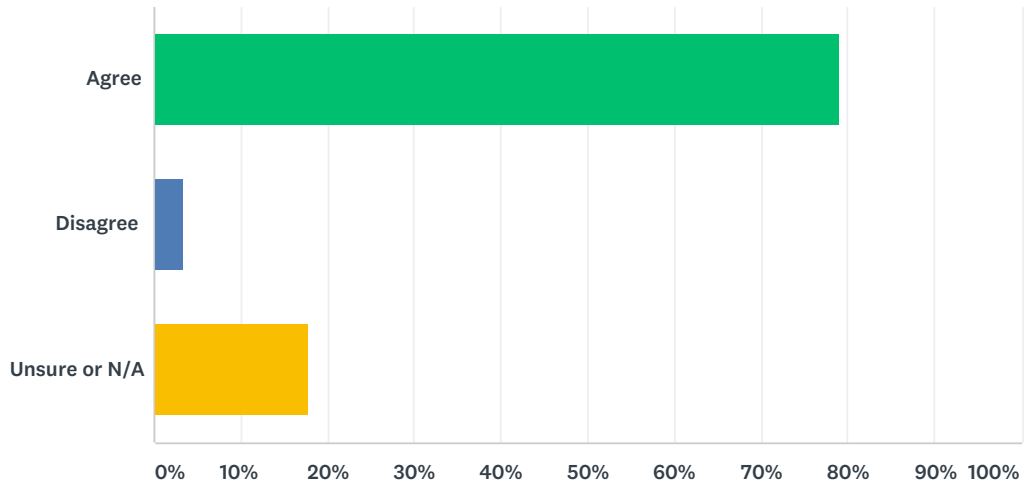
Answered: 339 Skipped: 2



ANSWER CHOICES	RESPONSES	
Agree	89.97%	305
Disagree	2.06%	7
Unsure or N/A	7.96%	27
TOTAL		339

Q14 I have been provided with explanation of the district's Title I programs.

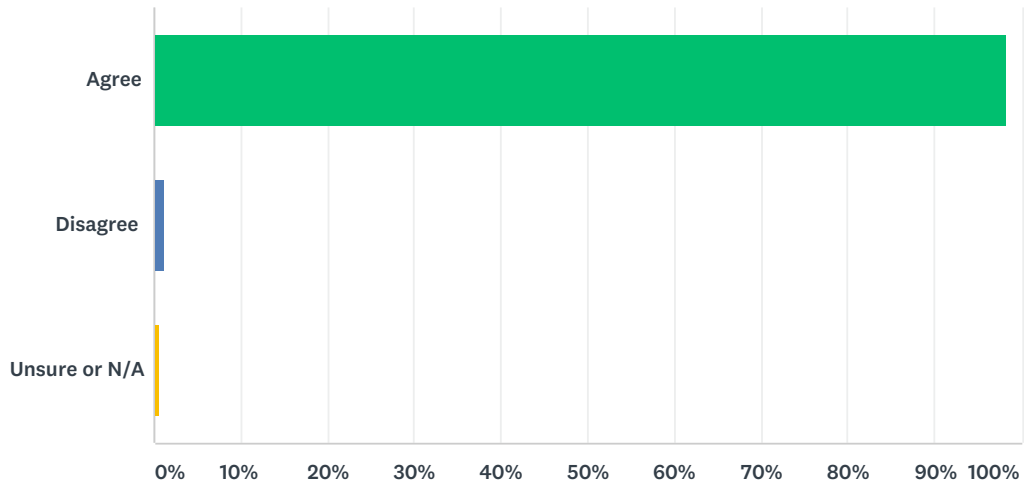
Answered: 338 Skipped: 3



ANSWER CHOICES	RESPONSES	
Agree	78.99%	267
Disagree	3.25%	11
Unsure or N/A	17.75%	60
TOTAL		338

Q15 I attend parent/teacher meetings when offered.

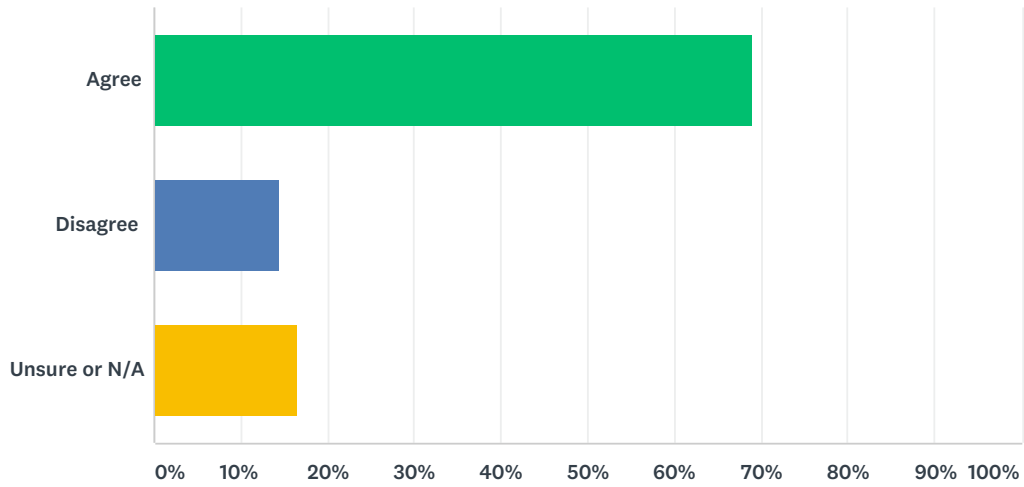
Answered: 339 Skipped: 2



ANSWER CHOICES	RESPONSES	
Agree	98.23%	333
Disagree	1.18%	4
Unsure or N/A	0.59%	2
TOTAL		339

Q16 I volunteer my time and talents at the school when possible.

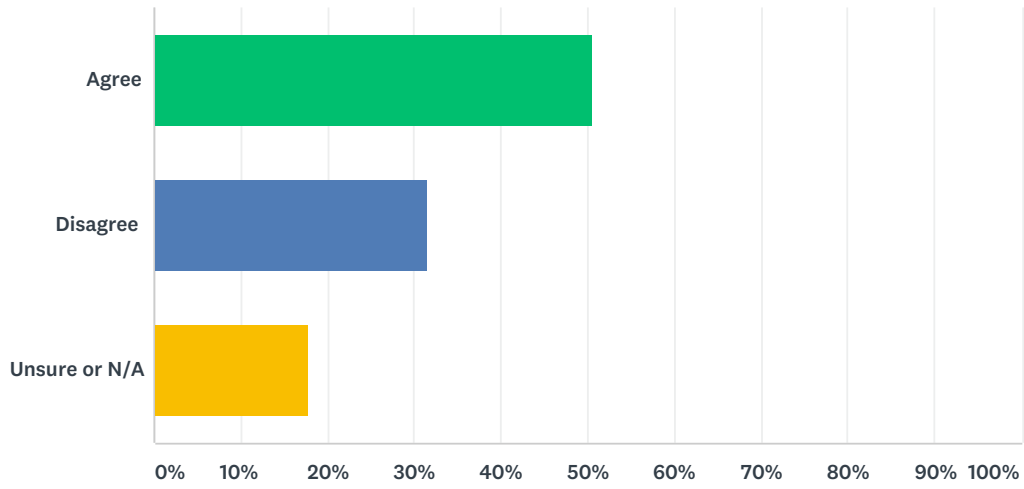
Answered: 339 Skipped: 2



ANSWER CHOICES	RESPONSES	
Agree	69.03%	234
Disagree	14.45%	49
Unsure or N/A	16.52%	56
TOTAL		339

Q17 I have visited a Clarksville Schools Parent Resource Center.

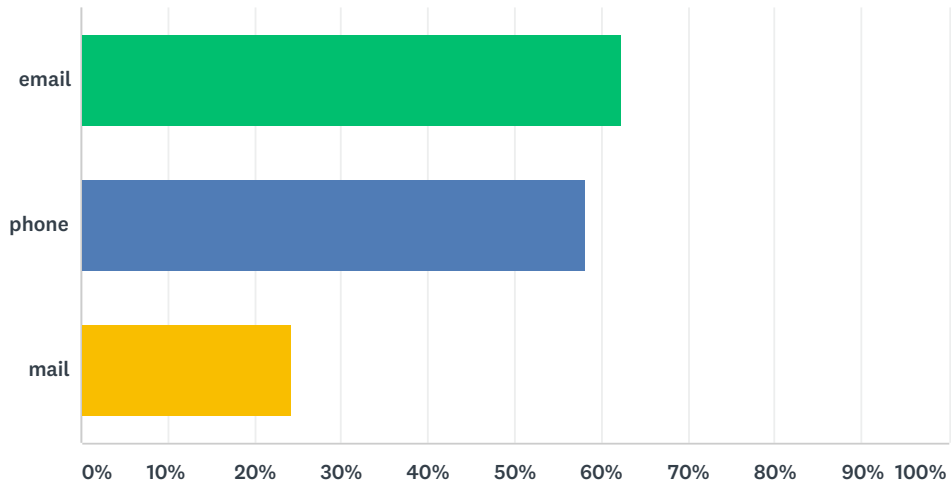
Answered: 338 Skipped: 3



ANSWER CHOICES	RESPONSES	
Agree	50.59%	171
Disagree	31.66%	107
Unsure or N/A	17.75%	60
TOTAL		338

Q18 I prefer to receive school information via (select all that apply)

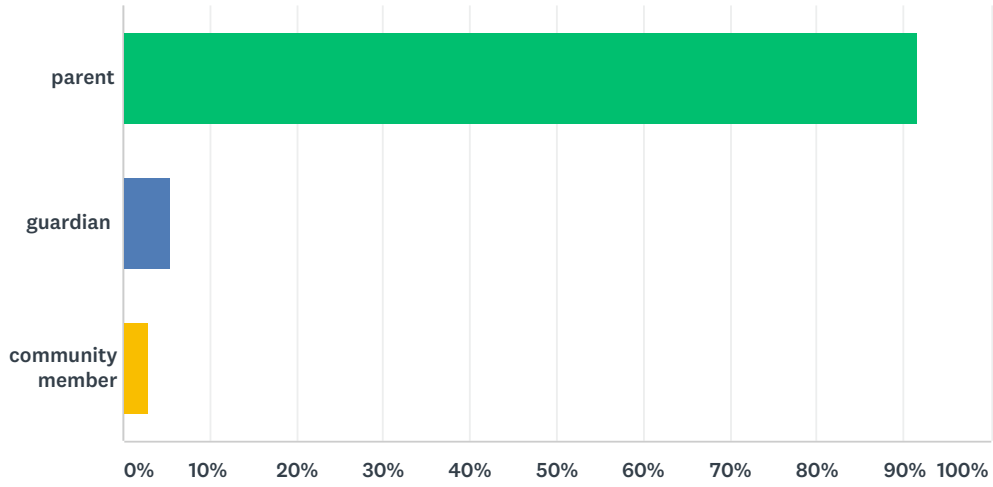
Answered: 334 Skipped: 7



ANSWER CHOICES	RESPONSES	
email	62.28%	208
phone	58.08%	194
mail	24.25%	81
Total Respondents: 334		

Q19 I am a...

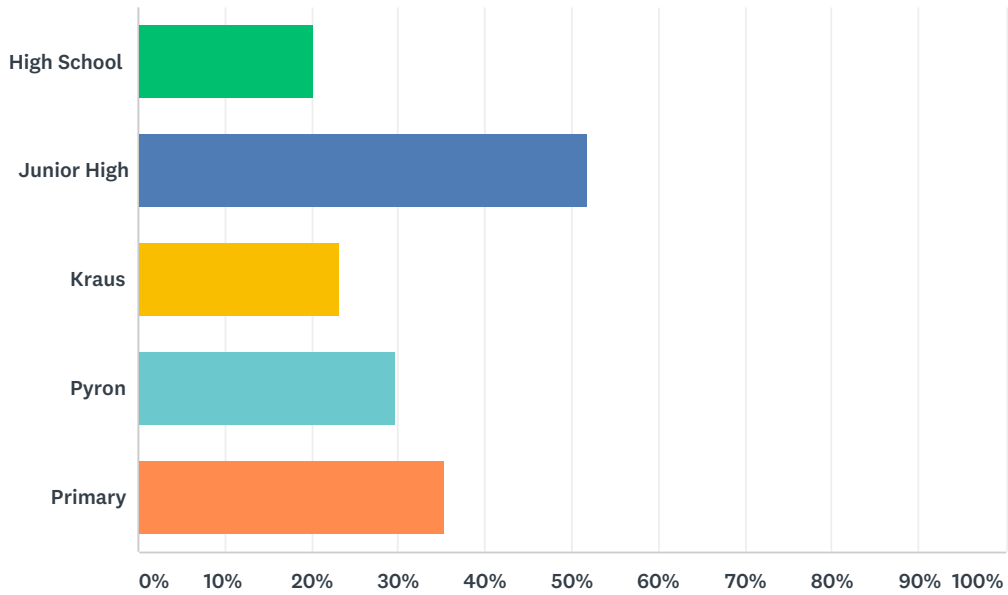
Answered: 336 Skipped: 5



ANSWER CHOICES	RESPONSES	
parent	91.67%	308
guardian	5.36%	18
community member	2.98%	10
TOTAL		336

Q20 My child(ren) attend(s) Check all that apply:

Answered: 339 Skipped: 2



ANSWER CHOICES	RESPONSES	
High School	20.35%	69
Junior High	51.92%	176
Kraus	23.30%	79
Pyron	29.79%	101
Primary	35.40%	120
Total Respondents: 339		

Q21 Comments

Answered: 18 Skipped: 323