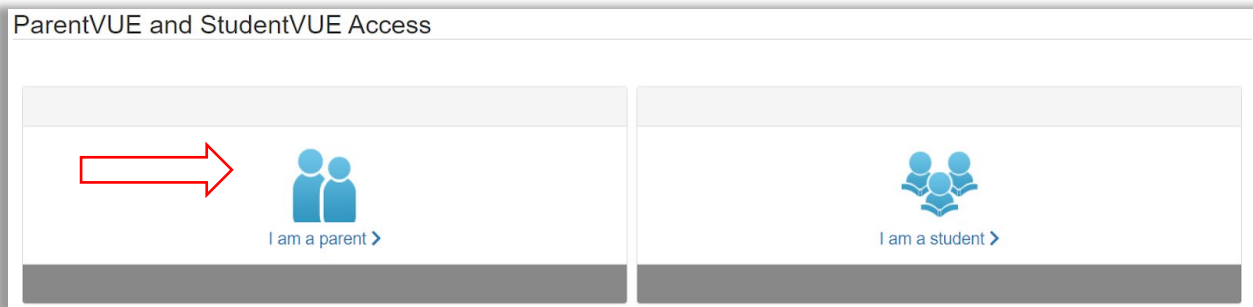




Step 1: Navigate to ParentVUE

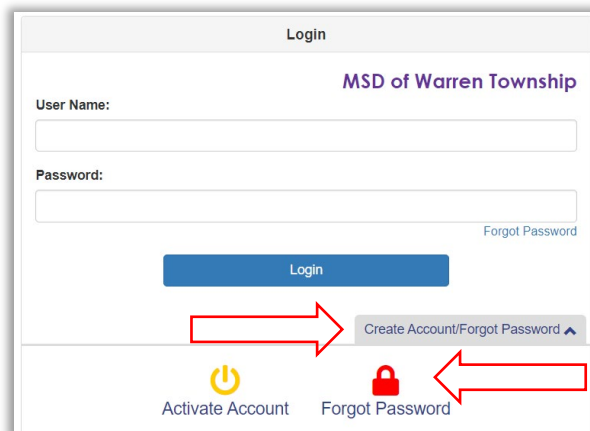
Use the school or District website's parent quick links to navigate to the ParentVUE login page: https://in-wts-psv.edupoint.com/PXP2_Login.aspx. Click **I am a parent >>**



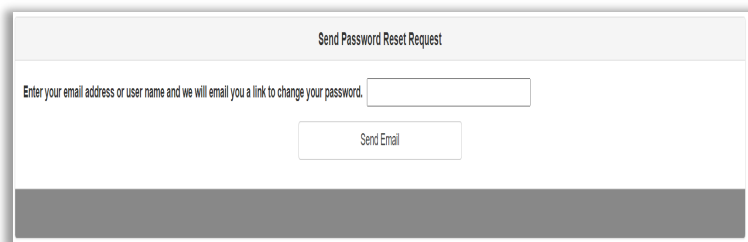
Step 2: Request a Password Reset Email

Click on Create Account/Forgot Password to expand the menu (if necessary).

Click Forgot Password:



The password reset email will come from noreply@warren.k12.in.us. Adding this address to your trusted sender list may help the email reach your inbox. Enter your ParentVUE username and click Send Email. If you do not know your ParentVUE username, you may enter the primary email address the school has on record for you.



The password reset email will only be sent if the email you entered exactly matches the email on record. A confirmation message will appear. Click on the link that says **Click to return to Login**.

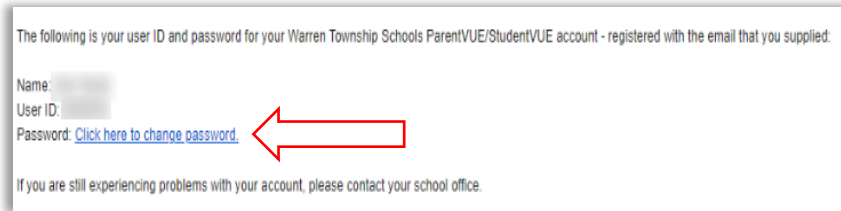
If you do not see the email right away please check your spam/junk folders. Some email providers also have special filtering rules that will automatically move messages to other folders. Searching your inbox for 'noreply@warren.k12.in.us' may help you find the email.

Please confirm your username and/or primary email address with your child's school if you are stuck on this step.



Step 3: Reset Your Password

This is a sample of the password reset email. Click on the link that says **Click here to change password**.



The link brings you to the Change Password page. *Note: your username will be read-only.*

Enter your First Name and Last Name in the appropriate boxes. **Your name must be entered exactly as the school has on file.**

Your new password must be a minimum of 6 characters in length and can consist of numbers and letters, but not special characters.

Change Password

To change your password, enter your current First and Last Name (must match name on account), type the new password twice to confirm, then press the Change Password button.

User Name: [redacted]
First Name: [text box]
Last Name: [text box]
New Password: [text box]
Confirm New Password: [text box]

[Change Password](#)

The password is case-sensitive and must be entered exactly the same in both the New Password and Confirm New Password fields.

Step 4: Sign In

Return to the ParentVUE login page: https://in-wts-psv.edupoint.com/PXP2_Login.aspx. Click I am a parent >>

Login

MSD of Warren Township

User Name: [text box]
Password: [text box]

[Forgot Password](#)

[Login](#)

[Create Account/Forgot Password](#)

English | Español

Sign in with your username and new password.

Further Assistance

If you are still struggling to reset your password, please contact your student's school.

If all else fails, please contact the MSD Warren helpdesk at 317-869-4321 for assistance.