

# New Student: How to Apply Online

Coastal Pines is fully operational with guidelines from the CDC in place. [Learn More](#)

[MyCPTC](#) [Directory](#) [Faculty/ Staff](#) [Careers](#) [Contact Us](#) [Q](#)

**Coastal Pines**  
TECHNICAL COLLEGE

[Future Students](#) [Current Students](#) [Adult Education](#) [Economic Development](#) [Foundation](#)

**Find a Program**

e.g. Nursing

[Search](#)

[Apply Now](#)

[Request More Information](#)


[Browse All Programs](#)

**level up.  
go coastal**

▶ ◻ ◀ ▶

- Visit [www.coastalpines.edu](http://www.coastalpines.edu)
  - Click on *“Apply Now”*

# New Student: How to Apply Online




**Apply Now**

Home / Admissions / Apply Now

- Apply Now
- Dual Enrollment
- Dual Enrollment Graduates
- Military Admissions


## Apply Online

Apply Online  Printable Application (PDF)

**Steps:**

- Click on “Apply Online”

# New Student: How to Apply Online



Sign In


First-time Users: Click link below.

Email

---

Password

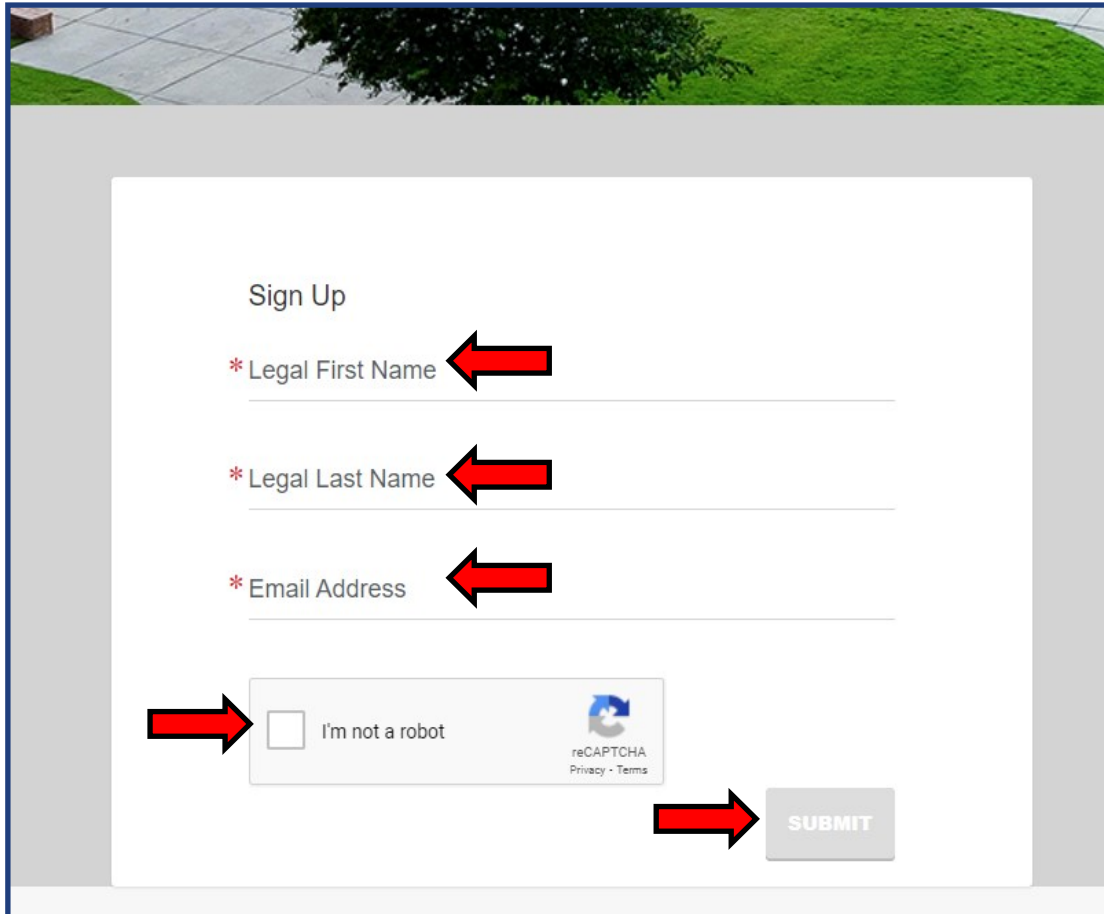
---

 [New Users Click Here](#) | [Forgot Password](#)

**SIGN IN**

- If you are a new student, who has never attended Coastal Pines, click **[“New Users Click Here”](#)**

# New Student Information



Sign Up

\* Legal First Name

\* Legal Last Name

\* Email Address

I'm not a robot

reCAPTCHA  
Privacy - Terms

SUBMIT

- Student will enter their “Legal” First and Last Name
- Student **MUST** use a valid, personal email address they have direct/immediate access to. *(Do not use an email address of a parent or guardian).*
- Verify the person entering the information is not a “robot,” and then click **SUBMIT**.

# Next Steps:

- Open a separate browser tab.
- You will then need to access the email account that is associated with the email address you entered on the *Sign-Up* page (previous slide).
- Once you are logged in to your email account, you will then need to open the INBOX that is linked to this particular account.
- Once inside the INBOX, you should see an email from ***Coastal Pines Technical College***.
- Open this email.
- Once you open the email, you should see a link that says: **Set Password**
- Once you click on “**Set Password**” you should be taken to another screen where you can enter the password you wish to use to continue your application.


# Next Steps:


- Once you have your password set, you will then need to return to the main application page and enter your credentials:




Sign In

First-time Users: Click link below.

 Email

 Password



[New Users Click Here](#) | [Forgot Password](#)

# New Student: Application Process

## Application Instructions

What admissions application (see above) best fits your situation?  
3. Dual Enrollment

- **DE students must select Option 3. Dual Enrollment in order to avoid being asked to pay the application fee.**

What campus would you like to attend?  
Pierce County High School

- **Students need to select the HS location or CPTC campus location where they plan to take DE courses.**

What program type would you like to enroll in?  
3. Associate's Degree (2 years)

- **Associate's Degree (2 years) is the only program type available for DE students to select.**

What specific program would you like to enroll in?  
AAS in Interdisciplinary Studies

- **AAS in Interdisciplinary Studies is the only program available for DE students to select.**

If you do not see the program that you want, please select a different program type or campus.

Program Help Text

- **Term: Students will need to select the Semester/Year they plan to begin taking courses with CPTC.**

Term

Fall 2022 (Courses starting August- December)

**Click Here** once all of the required questions have been answered.



**START APPLICATION**



# New Student: Application Information

The screenshot shows the 'Personal Information' section of the Coastal Pines Technical College Online Application. The header includes the college logo and a 'Sign Out' button. The form fields are as follows:

- \* Legal First Name**: A required text field with a red asterisk and the note 'This field is required.' below it.
- Middle Name/Initial: A text field.
- \* Legal Last Name**: A required text field with a red asterisk and the note 'This field is required.' below it.
- Suffix: A dropdown menu with the text 'Please select an option' and a downward arrow.
- Previous last names (maiden, etc): A text field.
- \* Legal Sex**: A required field with two radio button options: 'Male' and 'Female'.
- Gender Preference: A text field.
- Date of Birth: A date picker with dropdowns for 'Month', 'Day', and 'Year'. The 'Month' field has a red asterisk and the note 'This field is required.' below it.

- All of the information on this page with a **Red Asterisk (\*)** needs to be completed by the student.
  - The request for the student's Social Security Number **MUST** also be completed.