

31st

20th

37th

Medfield Public Schools

12th High School Ranking Analysis

March 24, 2022

BOSTON

24th

11th

MAGAZINE

Ranking Systems are not the Same



**Methodology different
from list to list**

**Methodology changes
from year to year**

Population differences

**Boston Magazine v. US News:
Two different methodologies**

Weighting

Addition/Subtraction of Data Points

Within/outside of I-495

Inclusion of Charter Schools

Inclusion of Exam Schools

Methodology Differences

BOSTON MAGAZINE

Data sources used:

- AP
- MCAS
- SAT
- Graduation Rate
- % Attending College
- Educator Evaluation Scores
- Class Size/Student Teacher Ratio

Weighting:

- Data points are compared across districts THEN a percentage weight is applied to each

Other Factors:

- Does NOT contain charter schools
- Only contains districts within I-495

Methodology Differences

**US
NEWS**

Data sources used:

- AP
- MCAS
- Graduation Rate

Methodology Differences

**US
NEWS**

Weighting:

- **30%-** College Readiness= Proportion of Seniors who have taken at least one AP (3+ score) or IB (4+ score) (75%); Participation (25%)
- **10%-** College Curriculum Breadth= % who earned 3+ on multiple AP exams or 4+ on multiple IB exam. Those who take four or more earn the most credit, those who take fewer receive a portion of the total number of points allotted
- **20%-** Math and Reading Proficiency= Performance in relation to other schools on MCAS (or equivalent state exam)
- **20%-** Math and Reading Performance= Performance in relation to other schools with similar demographics
- **10%-** Underserved Student Performance= Performance of Black, Latinx, and low income students on MCAS (or equivalent state exam)
- **10%-** Graduation Rate= % of students who graduate in four years

Methodology Differences

**US
NEWS**

Other Factors:

- Contains charter schools
- Contains districts from across the state

Boston Magazine HS Rankings 2010-2021

2010 31st

2011 17th

2012 18th

2013 37th

2014 11th

2015 12th

2016 25th

2017 16th

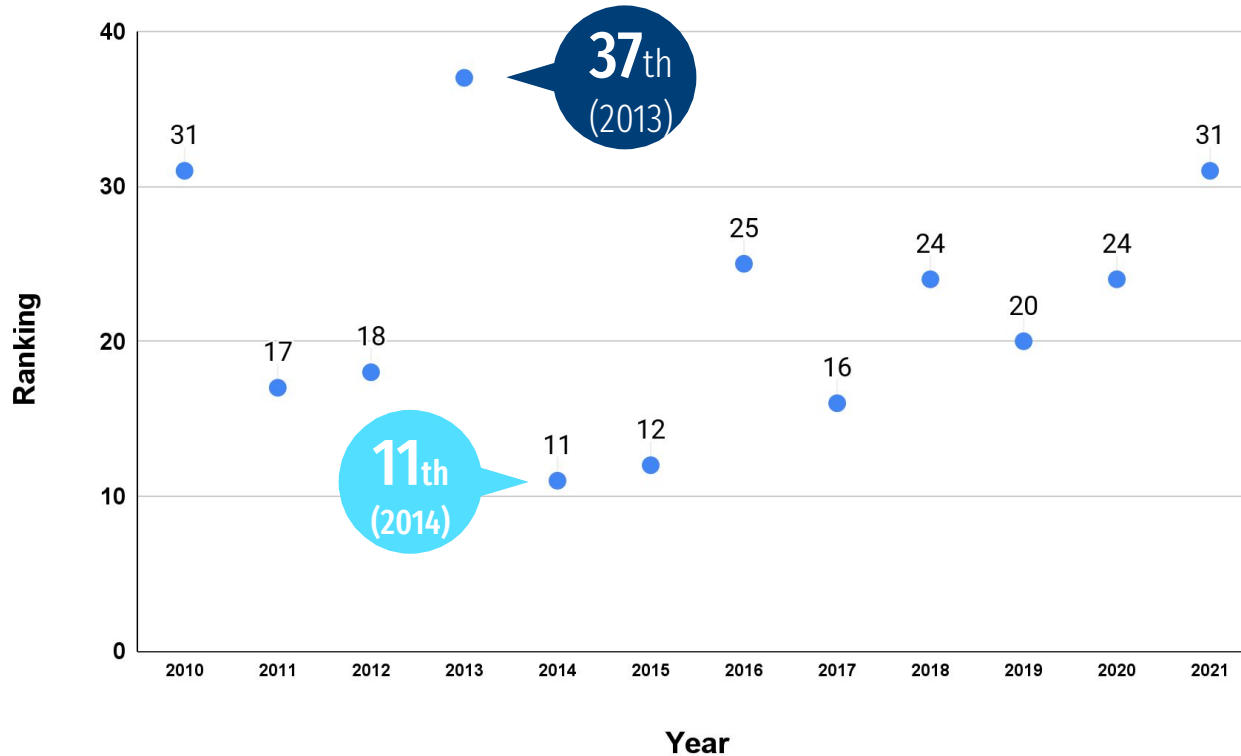
2018 24th

2019 20th

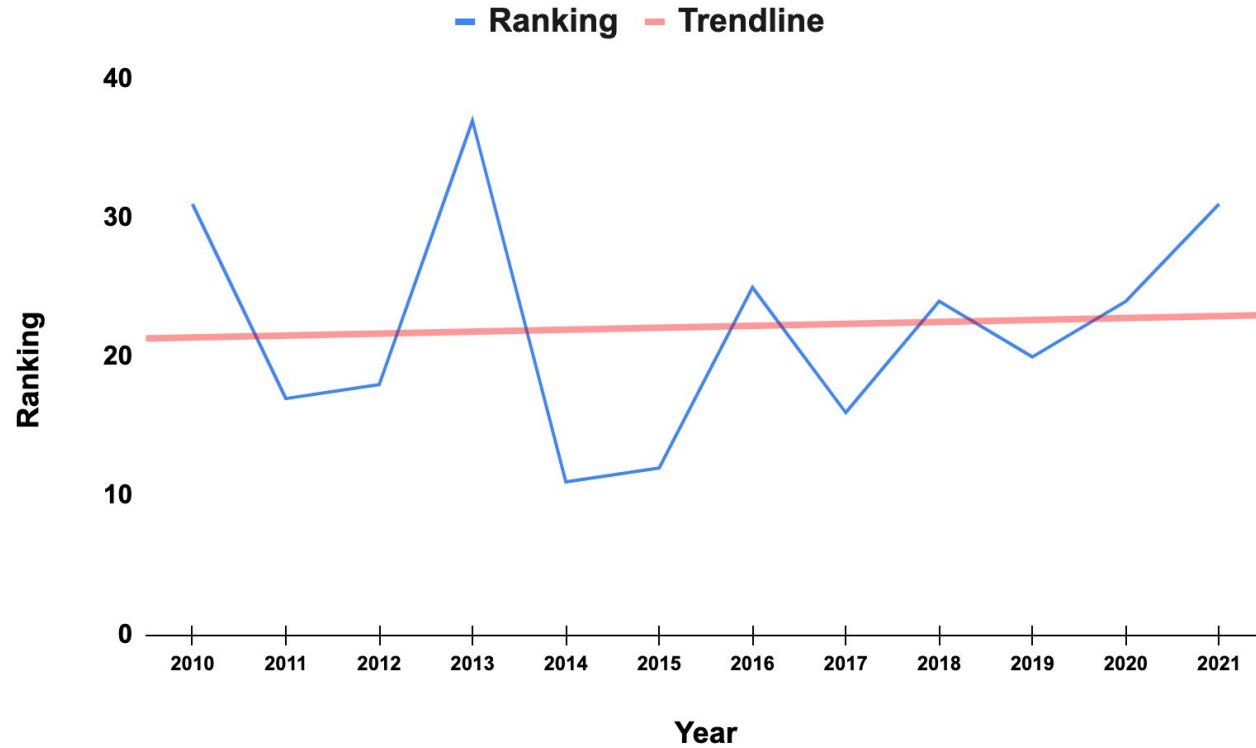
2020 24th

2021 31st

Boston Magazine HS Ranking (2010-2021)



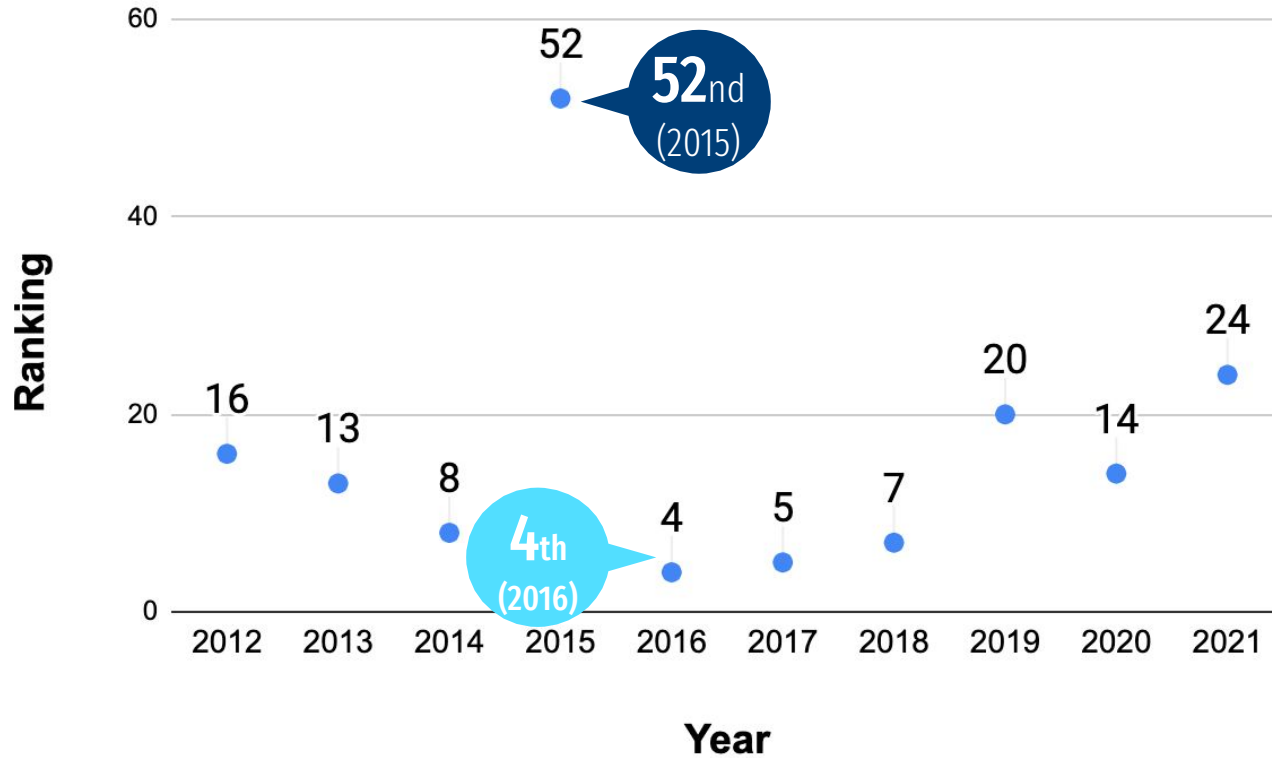
Boston Magazine HS Ranking (2010-2021)



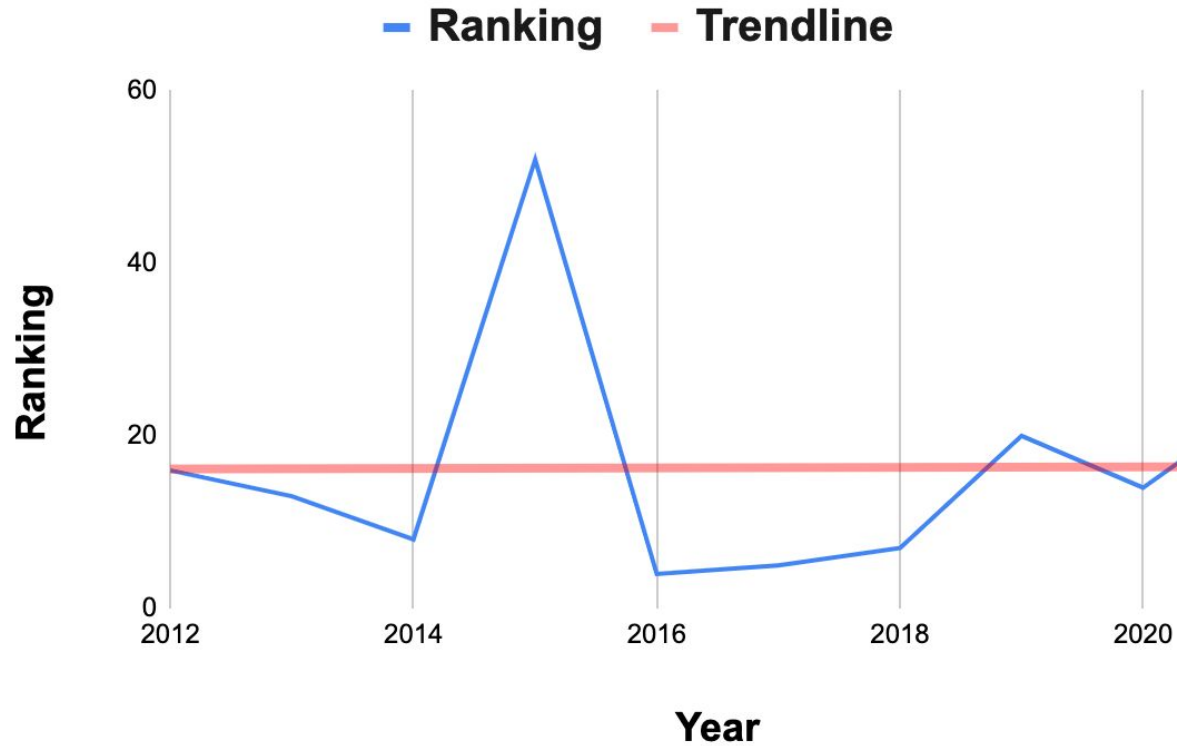
US News Rankings 2012-2021

2012	16th
2013	13th
2014	8th
2015	52nd
2016	4th
2017	5th
2018	7th
2019	20th
2020	14th
2021	24th

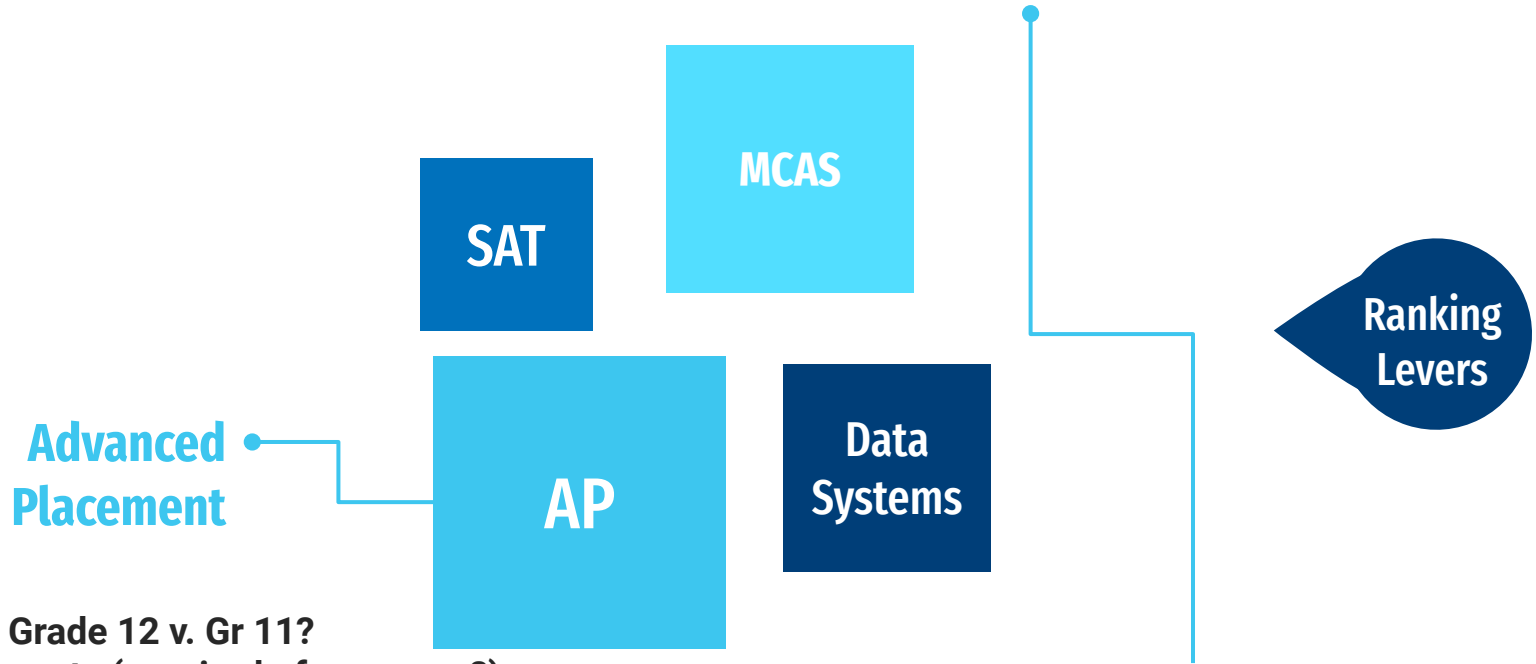
US News HS Ranking (2012-2021)



US News HS Ranking (2012-2021)



Ongoing Steps- Supporting Growth in Targeted Areas



- Timing- Grade 12 v. Gr 11?
- Requirements (required of everyone?)
- Alignment to AP Curriculum Changes

Infographic Template Credit- SLIDESGO

www.slidesgo.com