

# Your Baby at 6 Months



Child's Name \_\_\_\_\_

Child's Age \_\_\_\_\_

Today's Date \_\_\_\_\_

Milestones matter! How your child plays, learns, speaks, acts, and moves offers important clues about his or her development. Check the milestones your child has reached by 6 months. Take this with you and talk with your child's doctor at every well-child visit about the milestones your child has reached and what to expect next.

## What Most Babies Do by this Age:

### Social/Emotional

- ☐ Knows familiar faces and begins to know if someone is a stranger
- ☐ Likes to play with others, especially parents
- ☐ Responds to other people's emotions and often seems happy
- ☐ Likes to look at self in a mirror

### Language/Communication

- ☐ Responds to sounds by making sounds
- ☐ Strings vowels together when babbling ("ah," "eh," "oh") and likes taking turns with parent while making sounds
- ☐ Responds to own name
- ☐ Makes sounds to show joy and displeasure
- ☐ Begins to say consonant sounds (jabbering with "m," "b")

### Cognitive (learning, thinking, problem-solving)

- ☐ Looks around at things nearby
- ☐ Brings things to mouth
- ☐ Shows curiosity about things and tries to get things that are out of reach
- ☐ Begins to pass things from one hand to the other

### Movement/Physical Development

- ☐ Rolls over in both directions (front to back, back to front)
- ☐ Begins to sit without support
- ☐ When standing, supports weight on legs and might bounce
- ☐ Rocks back and forth, sometimes crawling backward before moving forward

## You Know Your Child Best.

Act early if you have concerns about the way your child plays, learns, speaks, acts, or moves, or if your child:


- ☐ Is missing milestones
- ☐ Doesn't try to get things that are in reach
- ☐ Shows no affection for caregivers
- ☐ Doesn't respond to sounds around him
- ☐ Has difficulty getting things to mouth
- ☐ Doesn't make vowel sounds ("ah", "eh", "oh")
- ☐ Doesn't roll over in either direction
- ☐ Doesn't laugh or make squealing sounds
- ☐ Seems very stiff, with tight muscles
- ☐ Seems very floppy, like a rag doll

**Tell your child's doctor or nurse if you notice any of these signs of possible developmental delay and ask for a developmental screening.**

If you or the doctor is still concerned


1. Ask for a referral to a specialist and,
2. Call your state or territory's early intervention program to find out if your child can get services to help. Learn more and find the number at [cdc.gov/FindEI](http://cdc.gov/FindEI).

**DON'T WAIT.**  
**Acting early can make a real difference!**



DeSoto Parish  
Child Find: 318-872-6550 ext 2  
Early Steps: 318-226-8038

**Learn the Signs. Act Early.**



Download CDC's  
Milestone Tracker App



# Help Your Baby Learn and Grow

You can help your baby learn and grow. Talk, read, sing, and play together every day. Below are some activities to enjoy with your 6-month-old baby today.




## What You Can Do for Your 6-Month-Old:

- ☐ Play on the floor with your baby every day.
- ☐ Learn to read your baby's moods. If he's happy, keep doing what you are doing. If he's upset, take a break and comfort your baby.
- ☐ Show your baby how to comfort herself when she's upset. She may suck on her fingers to self soothe.
- ☐ Use "reciprocal" play—when he smiles, you smile; when he makes sounds, you copy them.
- ☐ Repeat your child's sounds and say simple words with those sounds. For example, if your child says "bah," say "bottle" or "book."
- ☐ Read books to your child every day. Praise her when she babbles and "reads" too.
- ☐ When your baby looks at something, point to it and talk about it.
- ☐ When he drops a toy on the floor, pick it up and give it back. This game helps him learn cause and effect.
- ☐ Read colorful picture books to your baby.
- ☐ Point out new things to your baby and name them.
- ☐ Show your baby bright pictures in a magazine and name them.
- ☐ Hold your baby up while she sits or support her with pillows. Let her look around and give her toys to look at while she balances.
- ☐ Put your baby on his tummy or back and put toys just out of reach. Encourage him to roll over to reach the toys.

Milestones adapted from CARING FOR YOUR BABY AND YOUNG CHILD: BIRTH TO AGE 5, Fifth Edition, edited by Steven Shelov and Tanya Remer Altmann © 1991, 1993, 1998, 2004, 2009 by the American Academy of Pediatrics and BRIGHT FUTURES: GUIDELINES FOR HEALTH SUPERVISION OF INFANTS, CHILDREN, AND ADOLESCENTS, Third Edition, edited by Joseph Hagan, Jr., Judith S. Shaw, and Paula M. Duncan, 2008, Elk Grove Village, IL: American Academy of Pediatrics.

This milestone checklist is not a substitute for a standardized, validated developmental screening tool.



DeSoto Parish  
Child Find: 318-872-6550 ext 2  
Early Steps: 318-226-8038

Learn the Signs. Act Early.



Learn the Signs.  
Act Early.



Centers for Disease  
Control and Prevention

[www.cdc.gov/actearly](http://www.cdc.gov/actearly)  
1-800-CDC-INFO