

# First Grade Summer Packet

## Mrs. Gaffney's Class

- Return the completed packet during the 1<sup>st</sup> week of school
- Continue to practice all of your sight words
- Continue to read 15-20 minutes per night
- Practice your math facts
- GO OUTSIDE AND PLAY!

Have an  
awesome  
**Summer!**



# KINDERGARTEN SIGHT WORDS

Please review these kindergarten sight words in preparation for first grade.

I	come	with
my	what	you
now	are	is
how	find	this
will	like	the
and	a	see
we	to	me
be	for	go
she	make	all
play	he	said
no	good	look
do	out	down
off	have	take
help		


Name \_\_\_\_\_

# Practice *YOUR* Printing (CAPITALS)

A B C D E F G

H I K L M N O

P Q R S T U V

W X Y Z 

DIRECTIONS: Trace the capital letters. Color a star each time you trace them.

Name \_\_\_\_\_

# Practice *YOUR* Printing (lowercase)

a b c d e f g

h i j k l m n o

p q r s t u v

w x y z



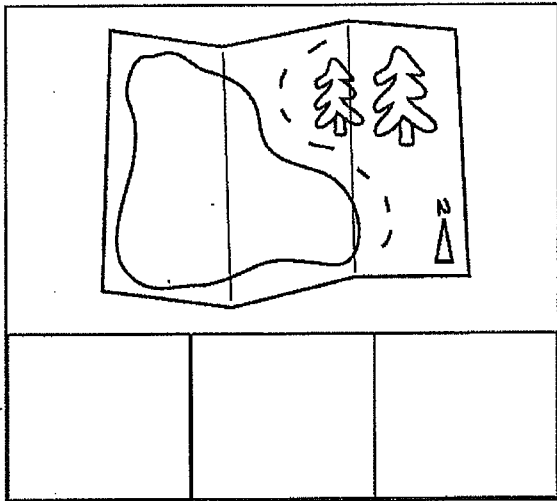




DIRECTIONS: Trace the lowercase letters. Color a star each time you trace them.

Name \_\_\_\_\_

© Kendra's Kindergarten 2015

# CVC Cut and Paste



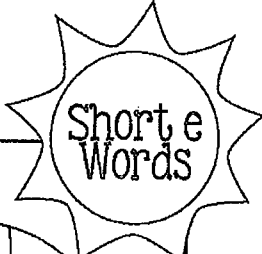
DIRECTIONS: ~~Cut and paste~~ the letters to build the cvc words.

Write

Name \_\_\_\_\_

© Kendra's Kindergarten 2015

# CVC Cut AND Paste



--	--	--

--	--	--

--	--	--

--	--	--

n	t	e	e	t	e
w	e	t	b	v	j


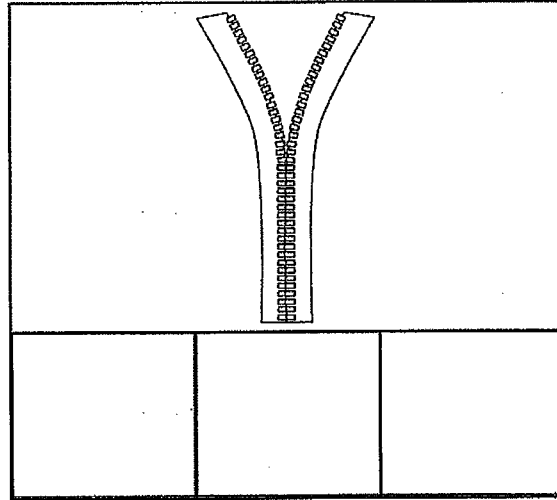



DIRECTIONS: ~~Cut and paste~~ the letters to build the cvc words.

Write

Name \_\_\_\_\_

© Kendra's Kindergarten 2015

# CVC Cut and Paste



DIRECTIONS: ~~Cut and paste~~ the letters to build the cvc words.





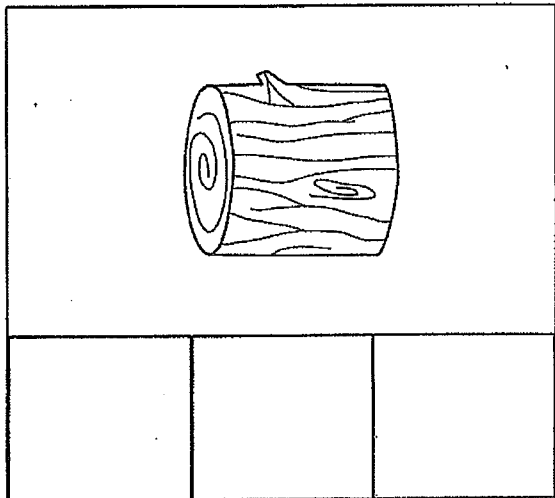
Write

Name \_\_\_\_\_

© Kendra's Kindergarten 2015

# CVC Cut and Paste

Short o  
Words



DIRECTIONS: ~~Cut and paste~~ the letters to build the cvc words.

Write








Name \_\_\_\_\_

© Kendra's Kindergarten 2015

# CVC Cut and Paste

Short u  
Words



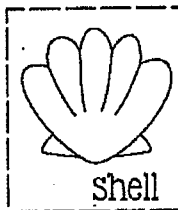
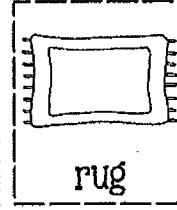
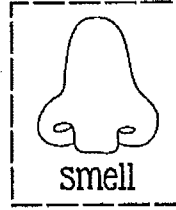
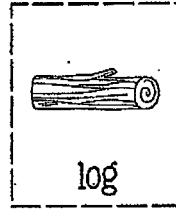
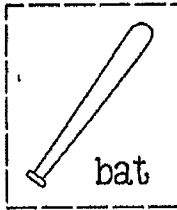
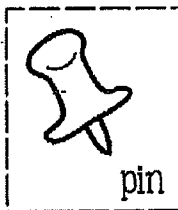
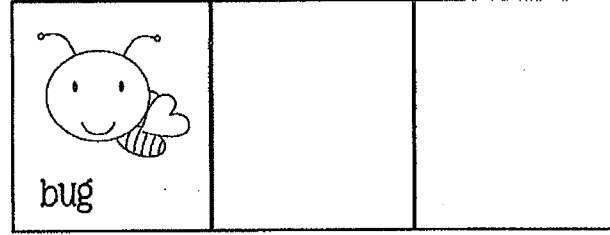

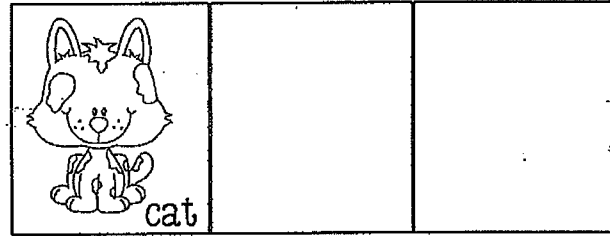
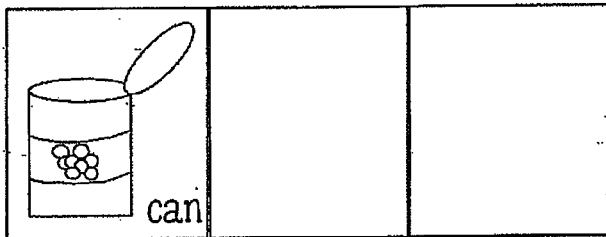
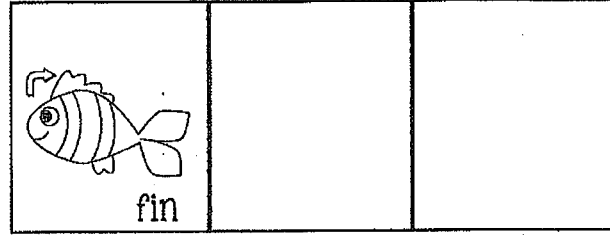
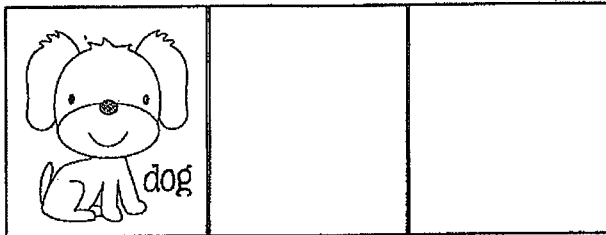


DIRECTIONS: ~~Cut and paste~~ the letters to build the cvc words.

Write

Name \_\_\_\_\_

# Time to Rhyme



DIRECTIONS: Cut out the pictures on the bottom. Glue them next to the rhyming picture on the top.

Read the words at the bottom. Write them next to the rhyming words at the top.

Name \_\_\_\_\_

# Change It


	Change the Beginning Sound	Change the Middle Sound	Change the Ending Sound
cat	at	c t	ca
beg	eg	b g	be
pin	in	p n	pi
mop	op	m p	mo
rug	ug	r g	ru

DIRECTIONS: Read the first word in each row. Change the beginning sound, the middle sound, and the ending sound to make new, real words.

Name \_\_\_\_\_

© Kendra's Kindergarten 2015

# Picture & Write



---

---

---

---


---

DIRECTIONS: Write a story to go with the picture. Use some of the labels to help you write.

Name \_\_\_\_\_

© Kendra's Kindergarten 2015

# Picture & Write 2



---

---

---

---

---

DIRECTIONS: Write a story to go with the picture. Use some of the labels to help you write.

Name \_\_\_\_\_

© Kendra's Kindergarten 2015

# Read and draw Simple Sentences


The dog likes to play.

I have a red bike. It is fast.

The pink pig rolls in the mud.

I can see six kites.

**DIRECTIONS:** Read each sentence and draw a picture to match.



Name \_\_\_\_\_

## Roll and Trace Sight Words

the	could	is	are	been	very
from	of	your	he	a	come
for	we	her	and	does	their
or	was	you	no	were	by
where	to	said	they	do	be
1	2	3	4	5	6

DIRECTIONS: Roll a dice. Read and trace a word above the number you roll.  
Continue until all words have been read and traced.

Name \_\_\_\_\_


© Kendra's Kindergarten 2015

# Sight Word Search

t	h	e	x	t	o	g	h	f	k
g	a	o	a	h	f	e	q	v	b
m	h	r	x	t	j	g	f	j	z
n	h	e	x	f	o	w	h	e	c
w	h	e	c	t	f	g	h	g	q
s	k	i	x	g	b	z	y	l	p
c	h	e	y	o	u	x	h	i	s
z	h	o	c	g	r	f	h	j	k
f	a	n	d	t	f	o	r	t	l
d	y	o	w	b	n	j	s	a	k

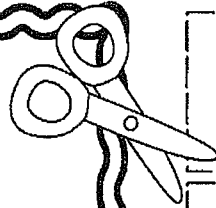
the of and a to  
is or you he for

DIRECTIONS: Find and circle the sight words.





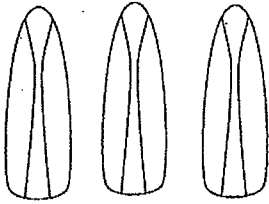
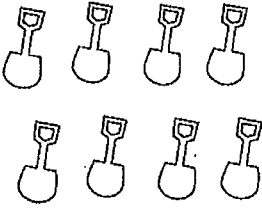

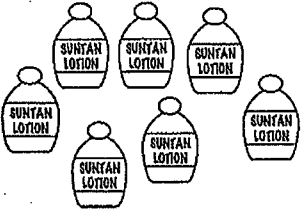





Name \_\_\_\_\_



# How Many? Cut AND Paste

© Kendra's Kindergarten 2015


 <input type="text"/>	 <input type="text"/>
 <input type="text"/>	<input type="text"/>
 <input type="text"/>	 <input type="text"/>
 <input type="text"/>	 <input type="text"/>
 <input type="text"/>	 <input type="text"/>

- 5
- 8
- 11
- 3
- 15
- 0
- 7
- 12
- 2
- 9

**Write the numbers**  
DIRECTIONS: Count the objects. ~~Cut out the numbers and glue them~~ in the correct boxes.

Name \_\_\_\_\_

# Count to 100




1	2				6			9	
		13				17			20
21				25			28		
	32				36			39	
41			44						
				55			58		
	62							69	
		73							80
81							88		
	92							99	

DIRECTIONS: Fill in the missing numbers.

Name \_\_\_\_\_

# Count to 100 BY tens



10		30					80		100
----	--	----	--	--	--	--	----	--	-----

	20			50				90	
--	----	--	--	----	--	--	--	----	--

		30							100
--	--	----	--	--	--	--	--	--	-----

10				50				90	
----	--	--	--	----	--	--	--	----	--

	20				60				100
--	----	--	--	--	----	--	--	--	-----

DIRECTIONS: Fill in the missing numbers. Count by 10s.

Name \_\_\_\_\_

# Add to Two

$$\begin{array}{r} 2 \\ + 0 \\ \hline \end{array}$$

$$\begin{array}{r} 3 \\ + 1 \\ \hline \end{array}$$

$3 + 1 =$

$$\begin{array}{r} 1 \\ + 1 \\ \hline \end{array}$$

$$\begin{array}{r} 1 \\ + 0 \\ \hline \end{array}$$

$2 + 1 =$

$$\begin{array}{r} 4 \\ + 0 \\ \hline \end{array}$$

$$\begin{array}{r} 1 \\ + 1 \\ \hline \end{array}$$

$0 + 2 =$

$$\begin{array}{r} 1 \\ + 2 \\ \hline \end{array}$$


$$\begin{array}{r} 4 \\ + 0 \\ \hline \end{array}$$

$2 + 3 =$

$3 + 0 =$

$2 + 3 =$

$$\begin{array}{r} 0 \\ + 5 \\ \hline \end{array}$$



DIRECTIONS: Circle the addition problems that have a sum of 2.

Name \_\_\_\_\_

# Add to Three

$$\begin{array}{r} 2 \\ + 1 \\ \hline \end{array}$$

$$\begin{array}{r} 3 \\ + 0 \\ \hline \end{array}$$

$4 + 1 =$

$$\begin{array}{r} 1 \\ + 2 \\ \hline \end{array}$$

$$\begin{array}{r} 1 \\ + 0 \\ \hline \end{array}$$

$3 + 1 =$

$$\begin{array}{r} 4 \\ + 1 \\ \hline \end{array}$$

$$\begin{array}{r} 0 \\ + 1 \\ \hline \end{array}$$

$0 + 3 =$

$$\begin{array}{r} 1 \\ + 2 \\ \hline \end{array}$$


$$\begin{array}{r} 4 \\ + 0 \\ \hline \end{array}$$

$2 + 3 =$

$3 + 0 =$

$2 + 2 =$

$$\begin{array}{r} 0 \\ + 5 \\ \hline \end{array}$$



DIRECTIONS: Circle the addition problems that have a sum of 3.

Name \_\_\_\_\_

## Add to Four

$$\begin{array}{r} 2 \\ + 2 \\ \hline \end{array}$$

$$\begin{array}{r} 4 \\ + 0 \\ \hline \end{array}$$

$4 + 1 =$

$$\begin{array}{r} 2 \\ + 2 \\ \hline \end{array}$$

$$\begin{array}{r} 1 \\ + 0 \\ \hline \end{array}$$

$3 + 1 =$

$$\begin{array}{r} 3 \\ + 1 \\ \hline \end{array}$$

$$\begin{array}{r} 4 \\ + 1 \\ \hline \end{array}$$

$0 + 4 =$

$$\begin{array}{r} 5 \\ + 0 \\ \hline \end{array}$$


$2 + 3 =$

$$\begin{array}{r} 3 \\ + 2 \\ \hline \end{array}$$

$3 + 1 =$

$2 + 2 =$

$$\begin{array}{r} 0 \\ + 0 \\ \hline \end{array}$$



DIRECTIONS: Circle the addition problems that have a sum of 4.

Name \_\_\_\_\_

# Add to Five

$$\begin{array}{r} 3 \\ + 2 \\ \hline \end{array}$$

$$\begin{array}{r} 4 \\ + 0 \\ \hline \end{array}$$

$4 + 1 =$

$$\begin{array}{r} 2 \\ + 3 \\ \hline \end{array}$$

$$\begin{array}{r} 1 \\ + 1 \\ \hline \end{array}$$

$3 + 2 =$

$$\begin{array}{r} 3 \\ + 1 \\ \hline \end{array}$$

$$\begin{array}{r} 4 \\ + 1 \\ \hline \end{array}$$

$0 + 2 =$

$$\begin{array}{r} 2 \\ + 2 \\ \hline \end{array}$$


$$\begin{array}{r} 5 \\ + 0 \\ \hline \end{array}$$

$2 + 3 =$

$3 + 1 =$

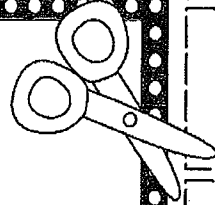
$2 + 2 =$

$$\begin{array}{r} 1 \\ + 1 \\ \hline \end{array}$$



DIRECTIONS: Circle the addition problems that have a sum of 5.

Name \_\_\_\_\_



# Missing Addend Cut AND Paste

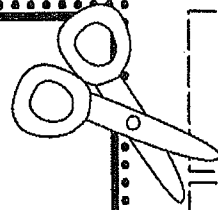
$4 + \square = 5$	$3 + \square = 6$
$2 + \square = 7$	$1 + \square = 8$
$4 + \square = 10$	$3 + \square = 5$
$9 + \square = 9$	$4 + \square = 8$
$1 + \square = 9$	$1 + \square = 10$

- 1
- 2
- 4
- 3
- 7
- 5
- 0
- 6
- 8
- 9

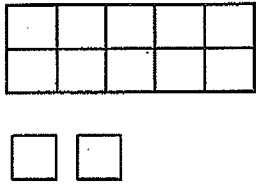

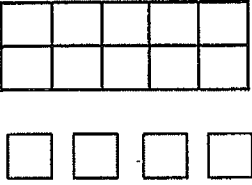

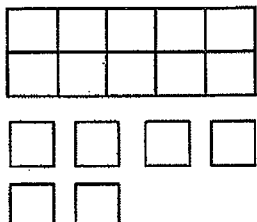

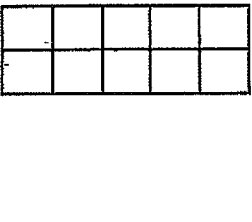

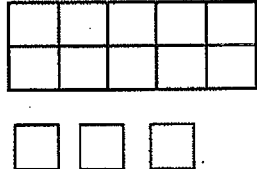

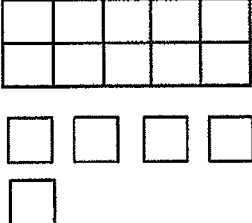

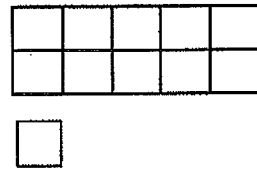


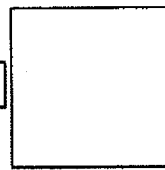


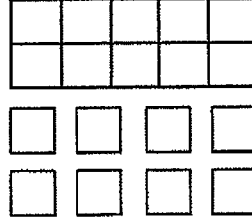

DIRECTIONS: ~~cut out the numbers and glue them~~ *Write the numbers* in the boxes to fill in the missing addends.



Name \_\_\_\_\_



# Base Tens Cut AND Paste

Write the numbers

DIRECTIONS: Count the blocks. ~~Cut out the numbers and glue them~~ in the correct boxes.

10

11

12

13

14

15

16

17

18

19