

CHSD 117

[View At-a-Glance Report](#)

[Snapshot](#) [Academic Progress](#) [District Environment](#) [Students](#) [Educators](#) [Schools In District](#)



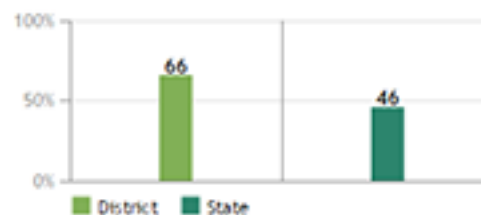
Address and Contact Information

1625 DEEP LAKE RD
LAKE VILLA IL 60046 5324
(847)838-7679
[District Website](#)
[ISBE Report Card](#)

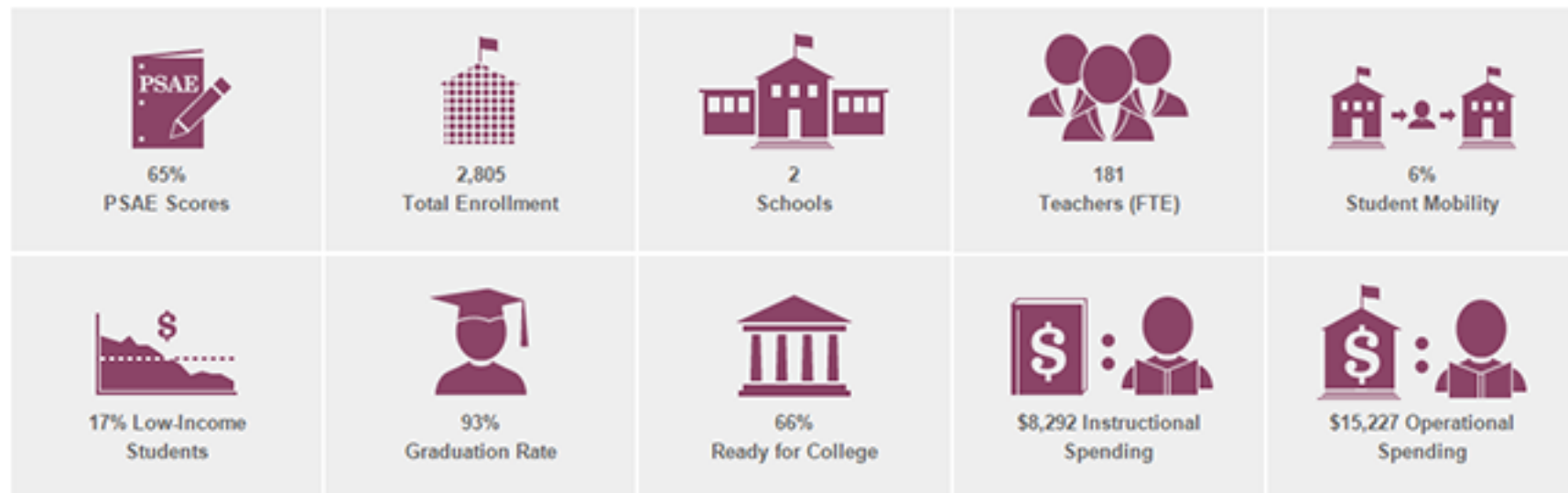
District Superintendent

Mr. Jim McKay

% Ready for College Coursework



Fast Facts About CHSD 117





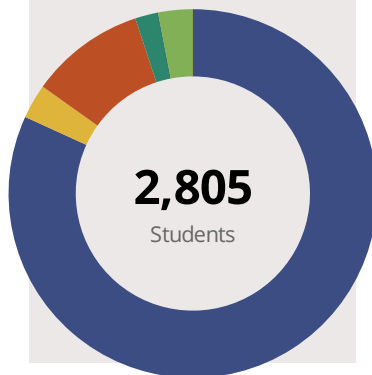
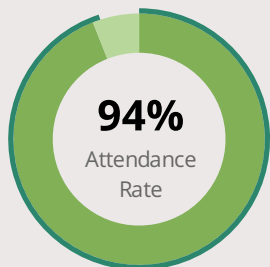
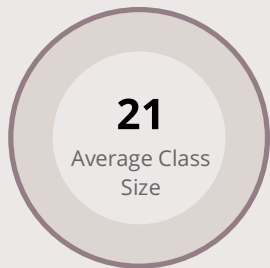
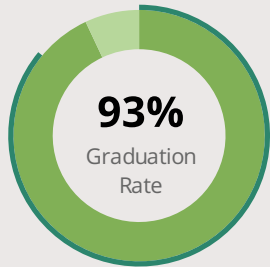
CHSD 117

1625 DEEP LAKE RD LAKE VILLA, IL 60046 5324 (847) 838-7679

Grades: 9-12

Superintendent: Mr.Jim McKay

FAST FACTS



College Readiness

Graduation Rate

Percentage of students who graduate within 4 years



Post-Secondary Enrollment

Percentage of students who enroll at colleges and universities



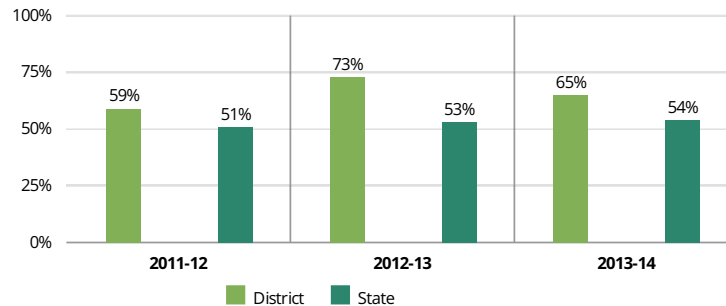
Ready for College Coursework

Percentage of students who meet or exceed ACT college readiness benchmarks



Academic Success

The percentage of students who meet or exceed standards on the Prairie State Achievement Exam (PSAE).

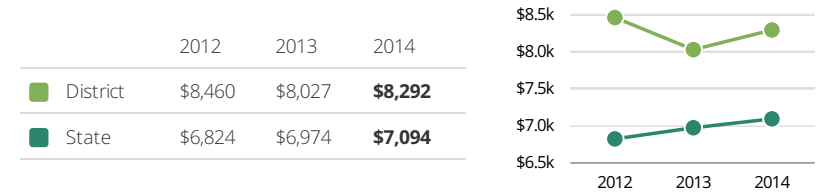


Student Characteristics

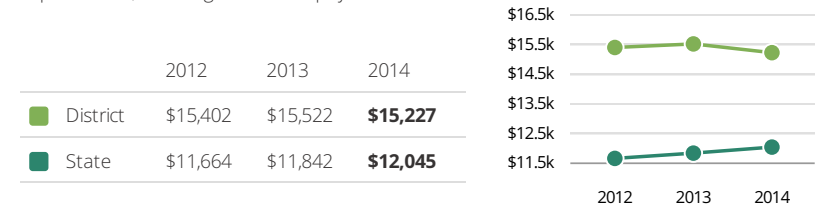
White	81%	Low Income	17%
Black	3%	English Learners	0%
Hispanic	10%	With Disabilities	12%
Asian	2%	Homeless	1%
American Indian	0%		
Two or More Races	3%		
Pacific Islander	0%		

District Finance

Instructional Spending per Pupil includes only the activities directly dealing with the teaching of students or the interaction between teachers and students.



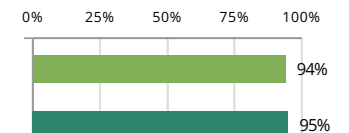
Operational Spending per Pupil includes all costs for overall operations in this district, including Instructional Spending, but excluding summer school, adult education, capital expenditures, and long-term debt payments.



Student Attendance and Mobility


Attendance Rate

Rate at which students are present, not including excused or unexcused absences



Chronic Truancy Rate

Percentage of students who have been absent without valid reasons for 5% or more of regular school days



Student Mobility

Percentage of students who transfer in or out of the school during the school year, not including graduates





CHSD 117

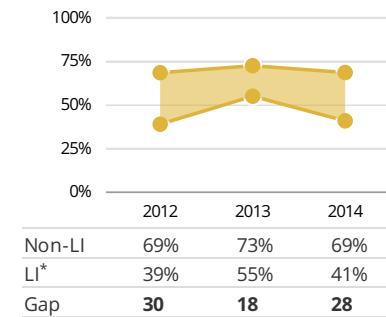
Schools in District

School Name	Grades	% Proficient	School Name	Grades	% Proficient
ANTIOCH COMM HIGH SCHOOL	9-12	58.8%	LAKES COMMUNITY HIGH SCHOOL	9-12	69.6%

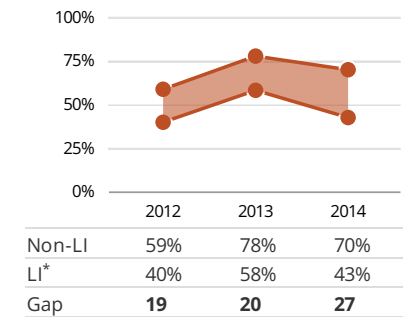
Achievement Gap

Achievement gaps display the differences in academic performance over time between one group and another group. The graphs below show the gap between low income students (LI) and non-low income students (Non-LI) over the past three years.

PSAE - Mathematics



PSAE - Reading



*LI = Low Income

Educator Measures

In the last six years, schools in this district have been led by an average of **3 principal(s)** per school. In the last three years, an average of **87% of teachers** return to the same school from one year to the next.

Measures of teacher attendance and proficiency will be added to this report in 2015.

FOR MORE INFORMATION

Visit IllinoisReportCard.com to see additional details about each item of information for this school. There you will find charts spanning multiple years, detailed explanations, resources, more of the school's programs and activities, and powerful tools that let you dig deeper into data.

Most of this data has been collected by ISBE from school districts through data systems. Some information, such as the School Highlights, is entered directly by principals and can be updated throughout the year.

ANTIOCH COMM HIGH SCHOOL (9-12) - CHSD 117

Compare Schools

View At-a-Glance Report

Snapshot

Academic Progress

School Environment

Students

Educators

Highlights



Address and Contact Information

1133 MAIN ST
ANTIOCH IL 60002 1807
(847)395-1421
[School Website](#)
[ISBE Report Card](#)

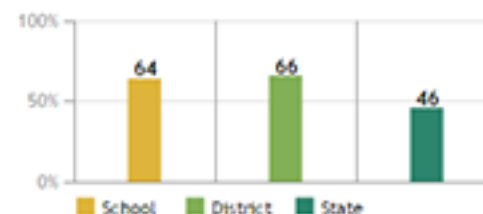
School Principal

Mr. Bradford Hubbard

District Superintendent

Mr. Jim McKay

% Ready for College Coursework



Fast Facts About ANTIOCH COMM HIGH SCHOOL



59%
PSAE Scores



21
Average Class Size



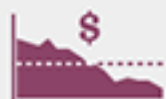
1,333
Total Enrollment



93%
Graduation Rate



64%
Ready for College



20% Low-Income
Students



0%
English Learners



12% Students with
Disabilities



\$8,292 Instructional
Spending



\$15,227 Operational
Spending



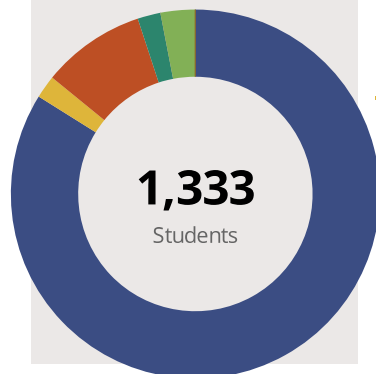
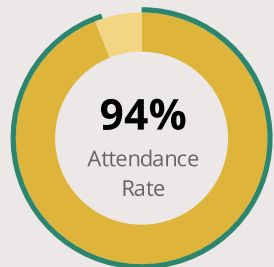
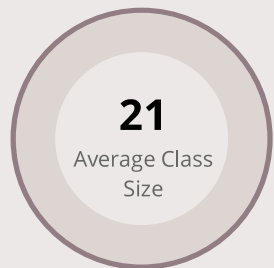
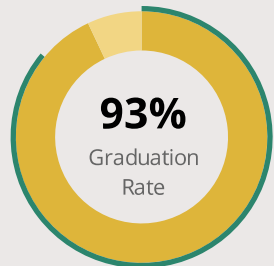
ANTIOCH COMM HIGH SCHOOL

1133 MAIN ST ANTIOCH, IL 60002 1807 (847) 395-1421

Grades: 9-12
District: CHSD 117

Principal: Mr. Bradford Hubbard
Superintendent: Mr. Jim McKay

FAST FACTS



College Readiness

Graduation Rate

Percentage of students who graduate within 4 years



Post-Secondary Enrollment

Percentage of students who enroll at colleges and universities



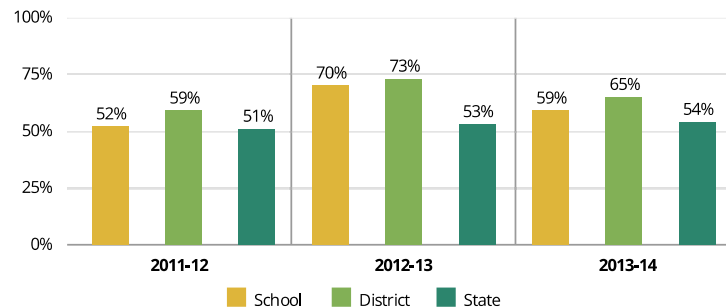
Ready for College Coursework

Percentage of students who meet or exceed ACT college readiness benchmarks



Academic Success

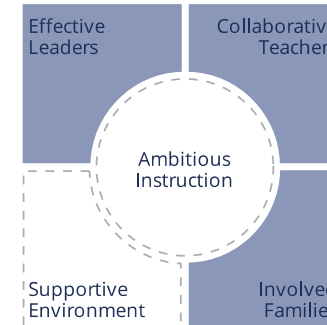
The percentage of students who meet or exceed standards on the Prairie State Achievement Exam (PSAE).



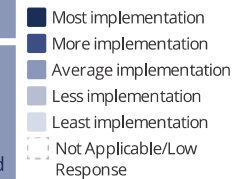
Student Characteristics

White	83%	Low Income	20%
Black	2%	English Learners	0%
Hispanic	9%	With Disabilities	12%
Asian	2%	Homeless	1%
American Indian	0%		
Two or More Races	3%		
Pacific Islander	0%		

School Environment



The **5Essentials Survey** allows students in grades 6-12 and all teachers to share their perspectives on essential conditions for learning. The anonymous survey consists of 5 components.



Response Rates

Students	46%
Teachers	85%

Average Effective Leaders

Do principals and teachers implement a shared vision for success?

Average Collaborative Teachers

Do teachers collaborate to promote professional growth?

- Ambitious Instruction

Are the classes challenging and engaging?

- Supportive Environment

Is the school safe, demanding, and supportive?

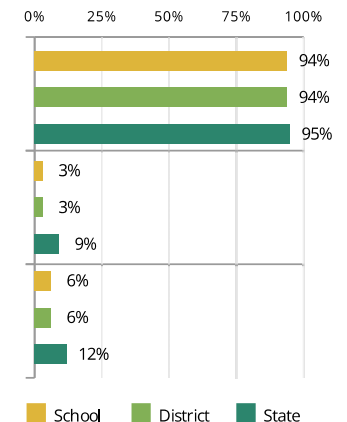
Average Involved Families

Does the entire staff build strong external relationships?

Student Attendance and Mobility

Attendance Rate

Rate at which students are present, not including excused or unexcused absences



Chronic Truancy Rate

Percentage of students who have been absent without valid reasons for 5% or more of regular school days

Student Mobility

Percentage of students who transfer in or out of the school during the school year, not including graduates





ANTIOCH COMM HIGH SCHOOL

School Highlights

Academic Courses

ACHS offers a comprehensive set of courses across 9 academic departments. In addition to 21 AP offerings, ACHS has a robust slate of dual credit courses, world language opportunities, and fine/applied art classes, as part of the 128 electives aimed at meeting the needs and interests of our students.

Physical Education, Health and Wellness

ACHS values the physical education & health of its students. In addition to 8 course offerings in PE, students can take a combined course in food & fitness. ACHS offers EKG testing for all students, as well as a student assistance program, a student support team, and various social-emotional groups.

Other Programs and Activities

ACHS values the importance of community service & involvement. Participation in activities/clubs is a platform for students to contribute to the school and beyond. Many partnerships have been established, affording students & families opportunities to positively impact their surrounding community.

School Awards

3 Those Who Excel Honorees; 3 IMEA Winners; 19 Var. IHSA Team Academic Achievement Awards; Multiple Regional, Sectional, and State Qualifying Teams/Individuals, All KEMPA Award for School Newspaper (Tom Tom), 73 Community Scholarships totaling \$67,500 and 43 University Scholarships totaling \$1,317,042

Career Development Courses and Programs

ACHS offers 27 different courses in business, family consumer science, and technology education as a part of its Career and Technical Education Department. ACHS students may choose from 20 different career programs from the Lake County Technology Campus, which can also be taken for dual credit.

Athletics

ACHS offers 22 sporting activities to its students; 21 are recognized by the IHSA. The various programs are divided into 3 seasons: fall, winter, and spring. ACHS student-athletes compete throughout the school year as part of the North Suburban Conference.

School Personnel Resources

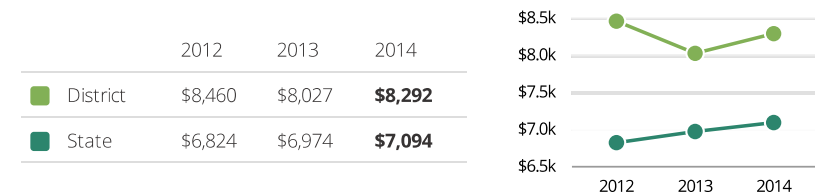
Antioch Community High School is committed to providing its students with a comprehensive and robust support system by virtue of its highly qualified staff members. We employ academic, social-emotional, and other student support specialists charged with teaching, mentoring, guiding, and assisting students with many different and individual needs.

Facilities

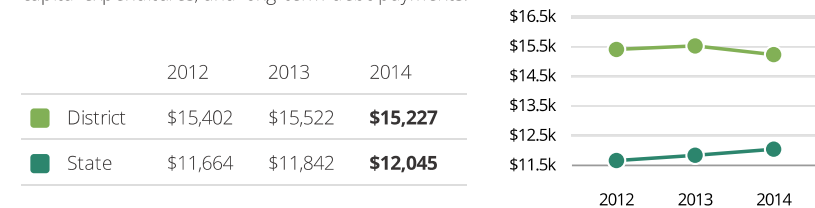
Antioch Community High School is very proud of its facilities and is routinely upgrading access to a plethora of academic and extra-curricular spaces that support its students. We have a high tech learning space we call the IDEA center, a beautiful auditorium, a new set of tennis courts, and are in the process of putting field turf in our stadium.

District Finance

Instructional Spending per Pupil includes only the activities directly dealing with the teaching of students or the interaction between teachers and students.



Operational Spending per Pupil includes all costs for overall operations in this school's district, including Instructional Spending, but excluding summer school, adult education, capital expenditures, and long-term debt payments.



Educator Measures

In the last six years, **4 principal(s)** have led this school. In the last three years, an average of **89% of teachers** return to this school from one year to the next.

Measures of teacher attendance and proficiency will be added to this report in 2015.

FOR MORE INFORMATION

Visit IllinoisReportCard.com to see additional details about each item of information for this school. There you will find charts spanning multiple years, detailed explanations, resources, more of the school's programs and activities, and powerful tools that let you dig deeper into data.

Most of this data has been collected by ISBE from school districts through data systems. Some information, such as the School Highlights, is entered directly by principals and can be updated throughout the year.

LAKES COMMUNITY HIGH SCHOOL (9-12) - CHSD 117

[Compare Schools](#)

[View At-a-Glance Report](#)

Snapshot

[Academic Progress](#)

[School Environment](#)

[Students](#)

[Educators](#)

[Highlights](#)



Address and Contact Information

1600 EAGLE WAY
LAKE VILLA IL 60046 7477
(847)838-7100
[School Website](#)
[ISBE Report Card](#)

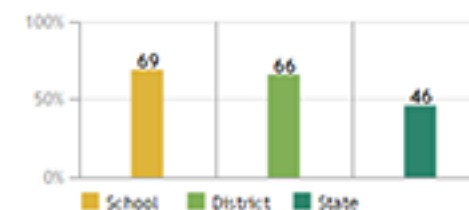
School Principal

Mr. David Newberry

District Superintendent

Mr. Jim McKay

% Ready for College Coursework



Fast Facts About LAKES COMMUNITY HIGH SCHOOL



70%
PSAT Scores



21
Average Class Size



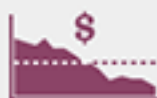
1,472
Total Enrollment



93%
Graduation Rate



69%
Ready for College



15% Low-Income
Students



1%
English Learners



12% Students with
Disabilities



\$8,292 Instructional
Spending



\$15,227 Operational
Spending



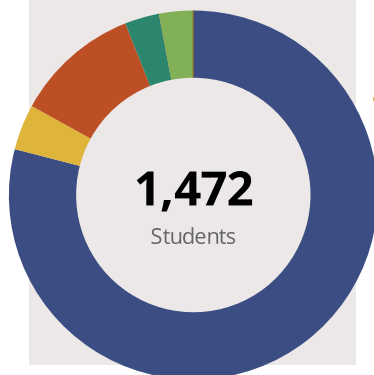
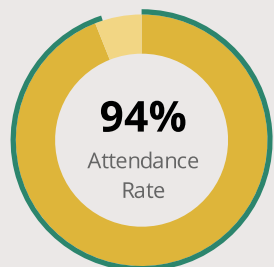
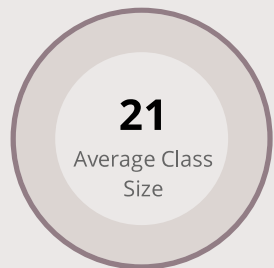
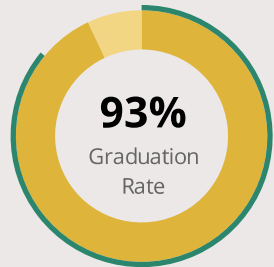
LAKE COMMUNITY HIGH SCHOOL

1600 EAGLE WAY LAKE VILLA, IL 60046 7477 (847) 838-7100

Grades: 9-12
District: CHSD 117

Principal: Mr. David Newberry
Superintendent: Mr. Jim McKay

FAST FACTS



College Readiness

Graduation Rate

Percentage of students who graduate within 4 years



Post-Secondary Enrollment

Percentage of students who enroll at colleges and universities



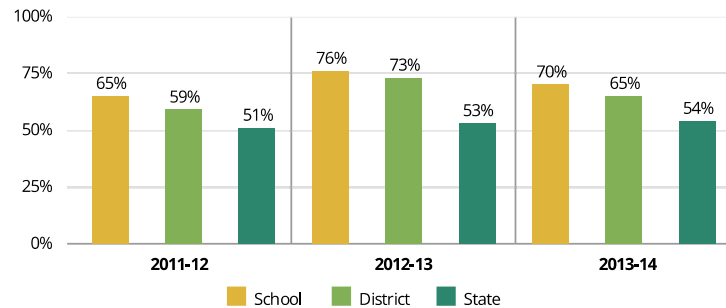
Ready for College Coursework

Percentage of students who meet or exceed ACT college readiness benchmarks



Academic Success

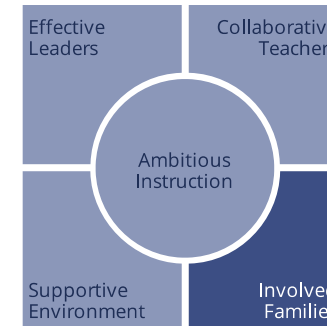
The percentage of students who meet or exceed standards on the Prairie State Achievement Exam (PSAE).




Student Characteristics

White	79%	Low Income	15%
Black	4%	English Learners	1%
Hispanic	11%	With Disabilities	12%
Asian	3%	Homeless	1%
American Indian	0%		
Two or More Races	3%		
Pacific Islander	0%		

School Environment



The **5Essentials Survey** allows students in grades 6-12 and all teachers to share their perspectives on essential conditions for learning. The anonymous survey consists of 5 components.



Response Rates

Students	62%
Teachers	71%

Average Effective Leaders

Do principals and teachers implement a shared vision for success?

Average Collaborative Teachers

Do teachers collaborate to promote professional growth?

Average Ambitious Instruction

Are the classes challenging and engaging?

Average Supportive Environment

Is the school safe, demanding, and supportive?

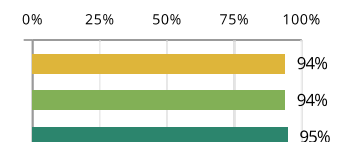
More Involved Families

Does the entire staff build strong external relationships?

Student Attendance and Mobility

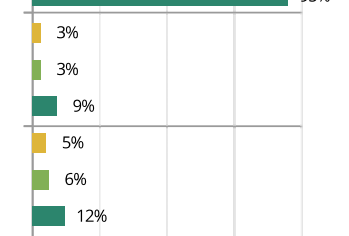
Attendance Rate

Rate at which students are present, not including excused or unexcused absences



Chronic Truancy Rate

Percentage of students who have been absent without valid reasons for 5% or more of regular school days



Student Mobility

Percentage of students who transfer in or out of the school during the school year, not including graduates





LAKES COMMUNITY HIGH SCHOOL

School Highlights

Academic Courses

LCHS offers a comprehensive set of courses across 9 academic departments. In addition to 17 AP offerings, LCHS has a robust slate of dual credit courses, world language opportunities, and fine/applied art classes, as part of the 128 electives aimed at meeting the needs and interests of our students.

Physical Education, Health and Wellness

LCHS values the physical education & health of its students. In addition to 8 course offerings in PE, students can take a combined course in food & fitness. LCHS offers EKG testing for all students, as well as a student assistance program, support team, and various social-emotional groups.

Other Programs and Activities

LCHS values the importance of community service & involvement. Participation in activities/clubs is a platform for students to contribute to the school and beyond. Partnerships have been established, affording students & families opportunities to positively impact their surrounding community.

School Awards

THOSE WHO EXCEL- Morgan O'Connor, Sara English, Special Education, ACT-Red Quill Award, Legacy Award, Chicago Mag & Newsweek-Best Public Schools, Illinois Democracy School, 2nd Round State Play-offs Football, REGION CHAMP-BOYS Basketball, Soccer, SECTIONAL CHAMP Boys Track, Girls Track

Career Development Courses and Programs

LCHS offers 27 different courses in business, family consumer science, and technology education as a part of our Career and Technical Education department. LCHS students may choose from 17 different career programs from the Lake County Technology Campus, which can also be taken for dual credit.

Athletics

LCHS offers 26 sporting and recreational activities to its students; 23 are recognized by the IHSA. The various programs are divided into 3 seasons: fall, winter, and spring. LCHS student athletes compete throughout the school year as part of the North Suburban Conference.

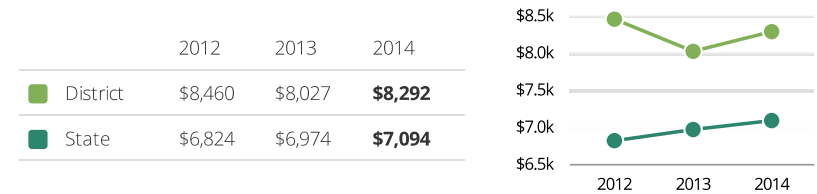
School Personnel Resources

Department Chair, General Administrator or General Supervisor, Librarian/Media Specialist, Paraprofessional, School Guidance Counselor, School Psychologist, School Social Worker, Special Education Teacher, Student Dean

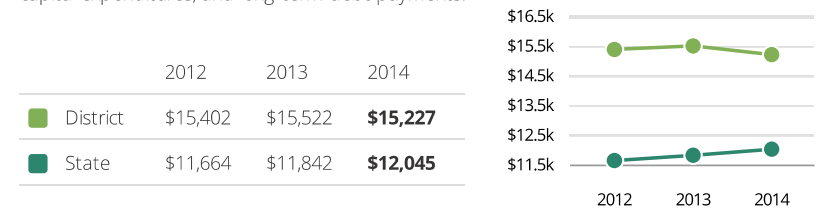
Facilities

District Finance

Instructional Spending per Pupil includes only the activities directly dealing with the teaching of students or the interaction between teachers and students.



Operational Spending per Pupil includes all costs for overall operations in this school's district, including Instructional Spending, but excluding summer school, adult education, capital expenditures, and long-term debt payments.



Educator Measures

In the last six years, **2 principal(s)** have led this school. In the last three years, an average of **85% of teachers** return to this school from one year to the next.

Measures of teacher attendance and proficiency will be added to this report in 2015.

FOR MORE INFORMATION

Visit IllinoisReportCard.com to see additional details about each item of information for this school. There you will find charts spanning multiple years, detailed explanations, resources, more of the school's programs and activities, and powerful tools that let you dig deeper into data.

Most of this data has been collected by ISBE from school districts through data systems. Some information, such as the School Highlights, is entered directly by principals and can be updated throughout the year.