


NTI DAY 31



Harrison County Schools

Name: _____

Grade: 2nd

Teacher: _____

Complete within 2 weeks of returning to school.

Second Grade**NTI Day 31**

Please check off as you complete:

Reading

____ Read "Yeh-Shen"

____ Target Vocabulary Worksheet

Writing

____ Comprehension Questions/Write in complete sentences.

Math

____ Math Facts Worksheet Addition


____ Topic 15 Lesson 1

A google site has been created with many helpful videos to assist you when completing your work. You can reach this site by going to:

<https://sites.google.com/harrison.kyschools.us/2nd-grade-hc-links-31-40/2nd-grade-hc-nti-31-40-links>

Please feel free to contact any second grade teacher for further assistance.

Lesson 28



✓ TARGET VOCABULARY

task
glimmering
served
content
worn
overjoyed
concealed
valuable

Vocabulary
Reader



Context
Cards



L.2.6 use words and phrases acquired through conversations, reading and being read to, and responding to texts.

Days 31 $\frac{1}{2}$ 32

Vocabulary in Context

- ▶ Study each Context Card.
- ▶ Talk about a picture. Use different Vocabulary words from the one on the card.

1

task

My grandfather gave me a task to do. I helped him decorate for the party.



2

glimmering

The divers saw something flash in the water. It was a group of glimmering fish.



3

served

I think pizza tastes best when it is served fresh and hot right out of the oven!



4

content

The girls were content to play outside. It was fine with them not to watch TV.



5

worn

The teddy bear looks worn. It must be very old.



6

overjoyed

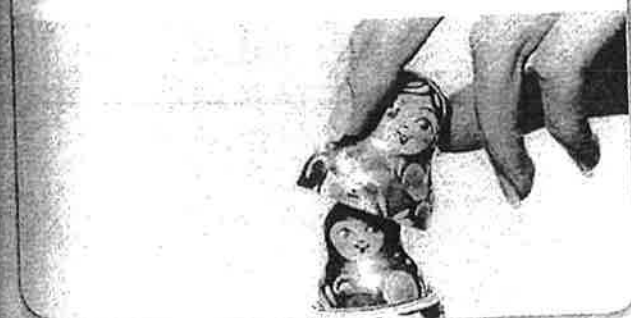
The children were overjoyed to see each other. They smiled and laughed.



7

concealed

A smaller doll is concealed inside the larger doll.




8

valuable

The ring is valuable to my mother. She has had it for many years.



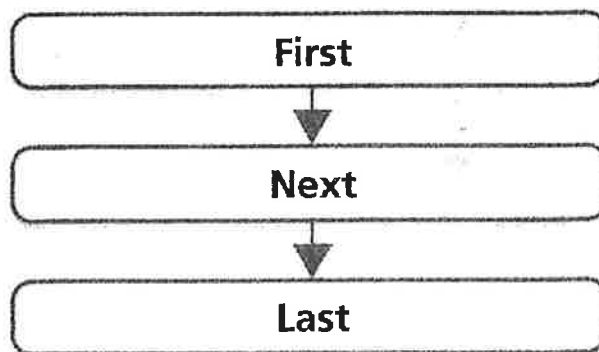


Read and Comprehend



✓ TARGET SKILL

Sequence of Events An author of a story often tells story events in the order that they happen. The order in which events happen is called the **sequence of events**. Thinking about the story events can help you understand the **author's message**, or what you can learn from the story. Put events in order in a chart like this one.




✓ TARGET STRATEGY

Analyze/Evaluate To analyze as you read, think about the author's words and story events. Then **evaluate**, or decide, how the words and events help you know what is important in the story.

PREVIEW THE TOPIC

Traditional Stories

People have been telling traditional stories for many years. One kind of traditional story is a **fairy tale**. Fairy tales tell about events that could not happen in real life. The story often teaches a lesson. Fairy tales usually have a happy ending. You will read a fairy tale about a young girl in *Yeh-Shen*.



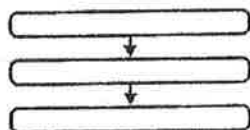
ANCHOR TEXT



☒ TARGET SKILL

Sequence of Events

Tell the order in which things happen.



☒ GENRE

A **fairy tale** is a make-believe story that has been told for many years. Look for:

- ▶ characters who would not exist in real life
- ▶ a happy ending



RL.2.2 recount stories and determine their message, lesson, or moral; **RL.2.10** read and comprehend literature

MEET THE ILLUSTRATOR

Jill Dubin

Jill Dubin always loved art, even as a child. She and her sister used to spend hours making dolls out of paper. Ms. Dubin used paper to make the pictures for *Yeh-Shen*. First, she sketched each picture. Next, she picked pieces of paper with different colors and patterns. She cut out pieces of the paper and placed them onto the sketches. The backgrounds and the characters' clothes are all different pieces of paper glued together!



Name _____ Date _____

Lesson 28
BLACKLINE MASTER 28.4

Festival Fun in China
Target Vocabulary

Target Vocabulary

Read each word or group of words below. Find a Target Vocabulary word that has the same or almost the same meaning. Write the word on the line.

Vocabulary

concealed
content
glimmering
overjoyed

served
task
valuable
worn

1. very happy _____
2. hidden _____
3. used or not new _____
4. satisfied or at peace _____
5. job _____
6. having great value _____
7. shining or flickering _____
8. given or offered _____

NTI DAY #31 Yeh Shen

****Please answer questions in complete sentences. Answers need to have correct spelling, punctuation, capitalization and must make sense.**

1. Who is Yeh-Shen's friend at the beginning of the story? _____

2. Why was Yeh-Shen's stepmother furious? _____

3. What happened after Yeh-Shen ran out of the cave and sat by the pond?

4. What did the old man instruct Yeh-Shen to do? _____

5. Why didn't Yeh-Shen go to the spring festival? _____

Day 31

Name: _____

Date: _____

Score: _____

Math Worksheet

Math
Fact
Cafe™
© Math Fact Cafe

1)
$$\begin{array}{r} 5 \\ + 8 \\ \hline \end{array}$$

2)
$$\begin{array}{r} 10 \\ + 7 \\ \hline \end{array}$$

3)
$$\begin{array}{r} 6 \\ + 5 \\ \hline \end{array}$$

4)
$$\begin{array}{r} 9 \\ + 5 \\ \hline \end{array}$$

5)
$$\begin{array}{r} 10 \\ + 8 \\ \hline \end{array}$$

6)
$$\begin{array}{r} 4 \\ + 5 \\ \hline \end{array}$$

7)
$$\begin{array}{r} 12 \\ + 5 \\ \hline \end{array}$$

8)
$$\begin{array}{r} 4 \\ + 6 \\ \hline \end{array}$$

9)
$$\begin{array}{r} 10 \\ + 4 \\ \hline \end{array}$$

10)
$$\begin{array}{r} 6 \\ + 12 \\ \hline \end{array}$$

11)
$$\begin{array}{r} 10 \\ + 7 \\ \hline \end{array}$$

12)
$$\begin{array}{r} 6 \\ + 7 \\ \hline \end{array}$$

13)
$$\begin{array}{r} 5 \\ + 5 \\ \hline \end{array}$$

14)
$$\begin{array}{r} 6 \\ + 6 \\ \hline \end{array}$$

15)
$$\begin{array}{r} 4 \\ + 13 \\ \hline \end{array}$$

Triangles



3 sides, 3 vertices

Not Triangles



Quadrilaterals




4 sides, 4 vertices

Not Quadrilaterals



Pentagons



5 sides, 5 vertices

Not Pentagons



Hexagons



6 sides, 6 vertices

Not Hexagons



Do You Understand?

Show Me! How do sides and vertices help you name a plane shape?

Guided Practice Match each shape to its name.



triangle quadrilateral pentagon hexagon

Tell how many sides and vertices. Name each shape.



sides
vertices

Shape:



sides
vertices

Shape:

Name _____



Independent Practice Match each shape to its name.



5.



triangle quadrilateral pentagon hexagon

triangle quadrilateral pentagon hexagon

Draw the shape. Tell how many sides and vertices.

6. Quadrilateral

sides

vertices

7. Hexagon

sides

vertices

8. Triangle

sides

vertices

9. Higher Order Thinking Bianca drew a triangle and a pentagon.
How many sides and vertices did she draw in all? Draw the shapes.

sides

vertices

NTI Day 31
Physical Education

Grades K-2:

-Continue working on the fitness calendar for the month of April. Complete each daily activity 3 times per day.

-Pattern Fitness 1 & 2: Complete both pattern fitness pages. Complete the pattern by performing the exercise that is missing in each row and labeled with a "?".

PATTERN FITNESS 1.0

Directions: Complete the pattern by performing the exercise that is missing in each row and labeled with the "?".



25
WINDMILLS



JOG
2 LAPS



30 SECOND
STRETCH



25 JUMPING
JACKS



15 SQUATS



15 SECOND
LEG STRETCH




10 PUSH-UPS



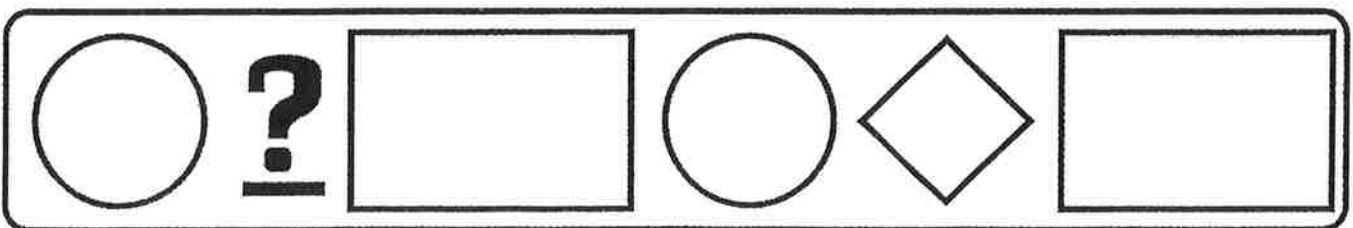

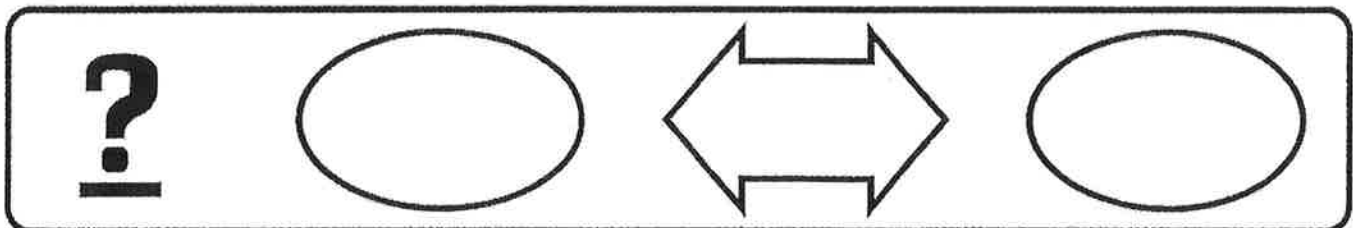
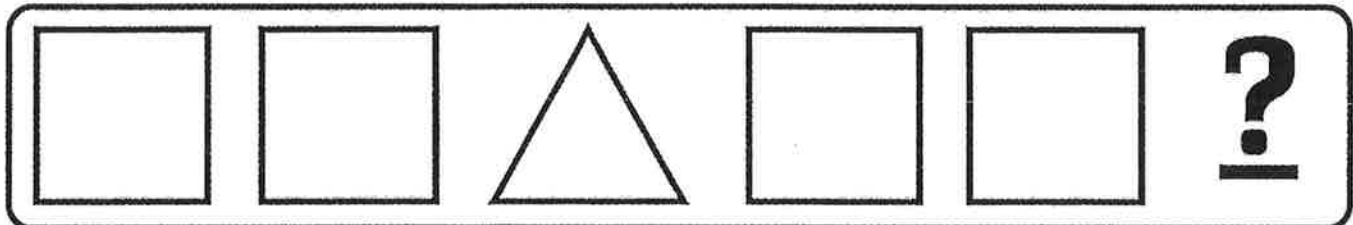
15 SECOND
LEG STRETCH



10 SIT-UPS


























30 SECOND
PLANK



PATTERN FITNESS 2.0

DIRECTIONS: COMPLETE THE PATTERN BY PERFORMING ONLY THE EXERCISES THAT ARE MISSING AND MARKED WITH A "?".

 20 SQUATS	 30 SECOND STRADDLE STRETCH	 20 SQUATS		 20 SQUATS	 30 SECOND STRADDLE STRETCH
 30 JUMPING JACKS		 30 JUMPING JACKS	 20 MOUNTAIN CLIMBERS	 30 JUMPING JACKS	 20 MOUNTAIN CLIMBERS
 20 JUMPS IN THE AIR	 20 SECOND STRAIGHT LEG STRETCH	 20 JUMPS IN THE AIR		 20 JUMPS IN THE AIR	 20 SECOND STRAIGHT LEG STRETCH
 30 SECOND BUTTERFLY STRETCH	 BALANCE ON ONE FOOT FOR 30 SECONDS	 30 SECOND BUTTERFLY STRETCH	 BALANCE ON ONE FOOT FOR 30 SECONDS	 30 SECOND BUTTERFLY STRETCH	