

NTI DAY 13



Harrison County Schools

Name: _____

Grade: 2nd

Teacher: _____

Complete within 2 weeks of returning to school.

Second Grade
NTI Day 13

Please check off as you complete:

Reading

- ☐ Read "Lion and Mouse"
- ☐ Complete Comprehension Questions
- ☐ Complete prefixes worksheet

Writing

- ☐ Complete writing assignment

Math


- ☐ Number of the day
- ☐ Math Facts
- ☐ Math Lesson

A google site has been created with many helpful videos to assist you when completing your work. You can reach this site by going to:

<https://sites.google.com/harrison.kyschools.us/grade2/2nd-grade-harrison-county-nti-days-11-20-links>

Please feel free to contact any second grade teacher for further assistance.

TRADITIONAL TALES



✓ GENRE

Traditional tales are stories that have been told for many years. This traditional tale is a fable.

✓ TEXT FOCUS

A **moral** of a fable is the lesson that a character learns. As you read, think of what the moral of this fable might be.



RL.2.2 recount stories and determine their message, lesson, or moral; **RL.2.10** read and comprehend literature



The Lion and the Mouse



Once a lion was sleeping peacefully in the grass. Then a mouse ran up his tail. The lion woke up. He grabbed the mouse and flung it. The mouse went tumbling across the ground.


"Please don't eat me," the mouse cried. "I promise that I will help you one day if you let me go."

"You help me?" the lion laughed. "I will let you go because you are so funny!"

Later, the lion was having a drink at a stream. He saw that a campfire blazed across the way. The camp was empty.

"Hunters must be near," he said. Just then a net fell on him. The lion was tangled in it. He roared with all his might.

Suddenly, the mouse appeared. "I will get you out in no time."



The swift mouse nibbled at the net. Soon, the lion was free.

"I didn't believe you could help me," said the lion.
"You saved my life."

"It was simply my turn to help you," said the mouse.



NTI DAY #13 The Lion and the Mouse

1. What did the mouse say after he went tumbling across the ground?

2. Why did the Lion think that hunters were near? _____

3. What did the mouse do to free the lion? _____

4. How did the lion feel at the end of the story? _____

Name _____ Date _____

Lesson 24
READER'S NOTEBOOK

Prefixes

Half-Chicken

Phonics: Prefixes *re-*, *un-*, *over-*,
pre-, *mis-*

Read each word. Then write the prefix and base word on the lines.

- | | | |
|------------|-----------|-------------|
| 1. unsafe | <u>un</u> | <u>safe</u> |
| 2. recheck | _____ | _____ |
| 3. retell | _____ | _____ |
| 4. overeat | _____ | _____ |
| 5. unwise | _____ | _____ |
| 6. repaint | _____ | _____ |

Add the prefix *re-*, *mis-*, or *pre-* to the base word at the end of each sentence. Write the new word on the line to complete the sentence.

7. I _____ the oven before

I bake. heat

8. I listen carefully so I won't

_____, understand

9. I will study again and _____

the test. take

Name _____ NTI Day 13- Writing/Grammar

Write 3 action verbs. Write a complete sentence using each verb. Remember to use beginning capitalization and ending punctuation.

--	--	--

action verb

action verb

action verb

1. _____

2. _____

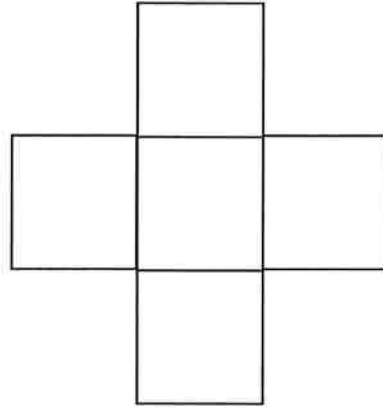
3. _____

Number of the Day:

Word form: _____



Expanded Form:
 _____ + _____ + _____ = _____



+100: _____

-100: _____

Even
or
Odd

> <

Draw It:

Addition Problem:
 _____ + _____ = _____

Subtraction Problem:
 _____ - _____ = _____

Build with Money:

Name : _____

Score : _____

Teacher : _____

Date : _____

$$\begin{array}{r} 8 \\ + 8 \\ \hline \end{array}$$

$$\begin{array}{r} 3 \\ + 1 \\ \hline \end{array}$$

$$\begin{array}{r} 2 \\ + 2 \\ \hline \end{array}$$

$$\begin{array}{r} 2 \\ + 1 \\ \hline \end{array}$$

$$\begin{array}{r} 7 \\ + 7 \\ \hline \end{array}$$

$$\begin{array}{r} 3 \\ + 0 \\ \hline \end{array}$$

$$\begin{array}{r} 5 \\ + 1 \\ \hline \end{array}$$

$$\begin{array}{r} 2 \\ + 2 \\ \hline \end{array}$$

$$\begin{array}{r} 1 \\ + 0 \\ \hline \end{array}$$

$$\begin{array}{r} 5 \\ + 7 \\ \hline \end{array}$$

$$\begin{array}{r} 6 \\ + 2 \\ \hline \end{array}$$

$$\begin{array}{r} 3 \\ + 4 \\ \hline \end{array}$$

$$\begin{array}{r} 8 \\ + 0 \\ \hline \end{array}$$

$$\begin{array}{r} 1 \\ + 5 \\ \hline \end{array}$$

$$\begin{array}{r} 4 \\ + 6 \\ \hline \end{array}$$

$$\begin{array}{r} 9 \\ + 5 \\ \hline \end{array}$$

$$\begin{array}{r} 1 \\ + 5 \\ \hline \end{array}$$

$$\begin{array}{r} 2 \\ + 1 \\ \hline \end{array}$$

$$\begin{array}{r} 5 \\ + 5 \\ \hline \end{array}$$


$$\begin{array}{r} 2 \\ + 6 \\ \hline \end{array}$$

You can use a ruler to measure length.




The paper clip is about 1 inch (in.).

The book is about 1 foot (ft).
1 foot is 12 inches long.



You can use a yardstick to measure length, too!



The bat is about 1 yard (yd).
A yardstick is 3 feet or 36 inches long.

You can use a measuring tape to measure inches, feet, or yards.

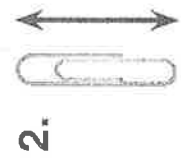


Do You Understand?
Show Me! Would you measure the length of a school building in inches or yards? Why?


☆ **Guided Practice** ☆ Match each object with a reasonable estimate of its length.



about 1 yard



about 1 inch



about 1 foot

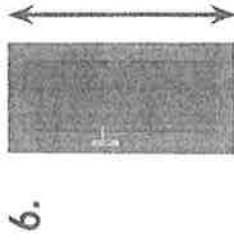
Be ready to tell which tool you would use to measure each object.



Independent

Practice

Estimate the length of each object. Choose a ruler, yardstick, or measuring tape to measure. Write the tool you used.



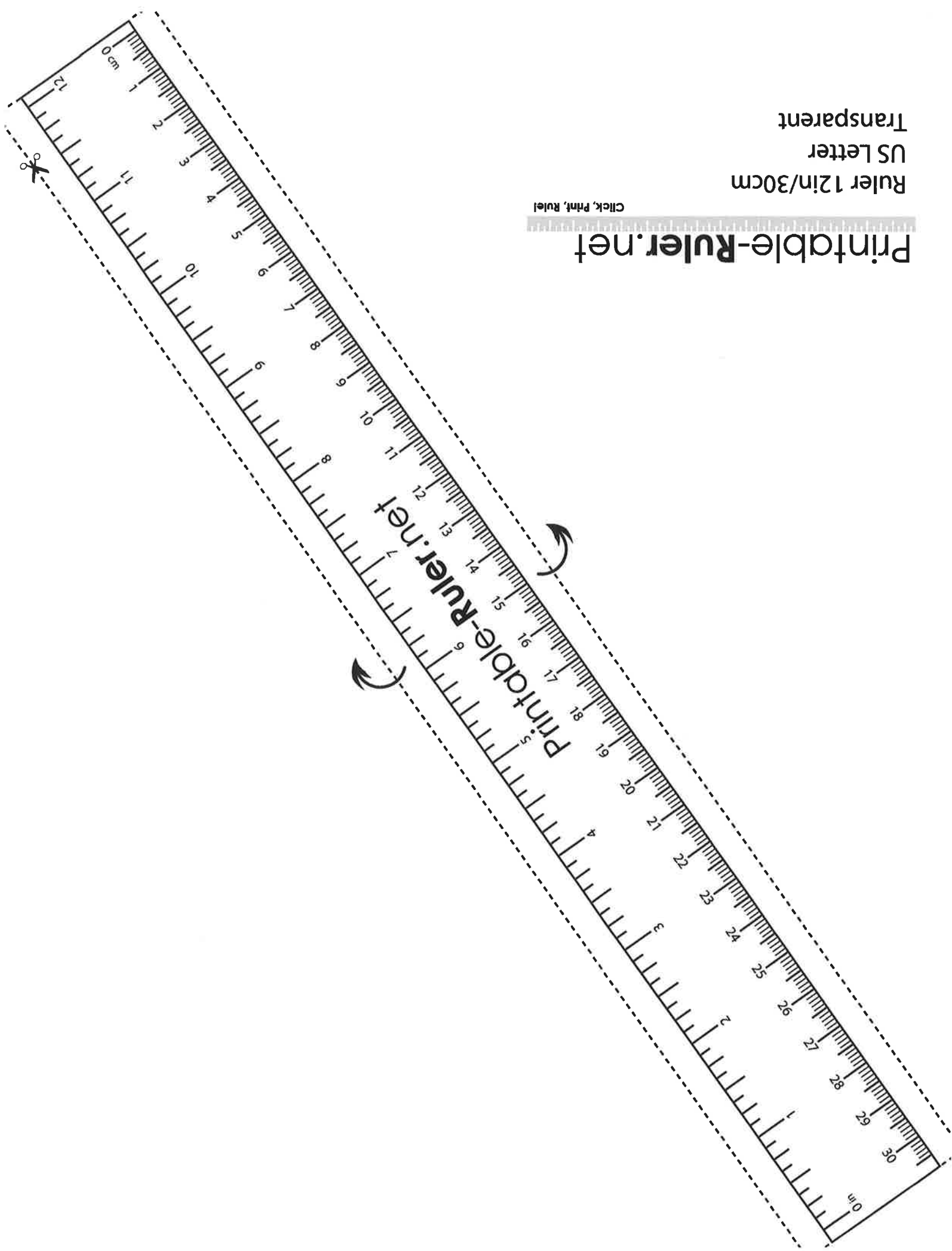
Estimate	Measure	Tool
about ___ inches	about ___ inches	_____
about ___ feet	about ___ feet	_____
about ___ yards	about ___ yards	_____

7. Higher Order Thinking Explain how you could use a foot ruler to measure the length of a room in feet.

Click, Print, Rule!

Ruler 12in/30cm
US Letter
Transparent

Printable-Ruler.net



Library Activity for NTI Day 13 for grades 2-5

Directions: Circle and complete one of the activities below. Then, write about your reading.

Read in the car	Read with a flashlight	Read in your pajamas	Read a book and talk about your favorite character	Read a book to a friend
Read a book with someone older than you	Read for 30 minutes	Read outside	Re-read an old favorite book	Have an adult read to you at bedtime
Read in a closet	Read a book with pictures	Read at the public library	Read a book with someone younger than you	Read a book and talk about the setting (the where and when)
Read to a pet or stuffed animal	Read a book by Dr. Seuss	Read a chapter book	Read under a table	Read a book while wearing a hat
Read a nonfiction (true) book	Read in a fort made of blankets	Read at a park	Read a recipe while helping to make food	Read a book and draw a picture of your favorite part

Book Title: _____

Author: _____

Main Characters: _____

Setting: _____

Did you like this book? Why or why not?
