

NTI DAY 30

*April 24, 2020



Harrison County Schools

Name: _____

Grade: 1st

Teacher: _____

Complete within 2 weeks of returning to school.

First Grade NTI Day #30

Reading/Writing

Forest Stew

1. Complete the **Words to Know/Vocabulary Assessment**.

Phonics/Fundations

Complete Lesson to check your student's understanding of -or words.

Math

Complete math facts sheet.

Name _____ Date _____

The Garden


Vocabulary

Vocabulary

Answer Numbers 1 through 7. Choose the best word to complete each sentence.

1 I looked out the _____.

- watch
- where
- window



2 A bird was singing _____.

- like
- look
- loudly

3 I gave it a _____ seeds to eat.

- few
- find
- for




To the teacher: Read the directions with children.

The Garden

Vocabulary


4 The bird will not make _____ when winter comes.

- never
- new
- noise



5 It will fly off into the _____.

- walk
- world
- would



6 Mom said the bird will not fly at _____.

- night
- no
- not

7 In the spring, I _____ look for the bird again.

- sad
- shall
- she

Name _____ Date _____

The Garden

Vocabulary

Answer Numbers 8 through 10. Choose the best answer for each question.

8 What does the word *rewrite* mean?

I had to rewrite my name to make it look neat.

- write again
- write better
- do not write

9 What does the word *restart* mean?

The clock will not work. I will restart it.

- start after
- start again
- do not start

10 What does the word *rewash* mean?

The dress did not get clean. She will rewash it.

- wash after
- wash better
- wash again



To the teacher: Read the directions and questions with children.



NTI DAY #30

PHONICS/FUNDATIONS

Dear Parents/Guardians,

You will check to see if your student has learned the -or sound. Your student will also write sounds, review words, current words and a sentence. This will be completed on the Check-up page.

Parent says

I will give you 3 sounds and you will write the letters that make the sounds.

You will dictate 1-3 sounds. After each sound, have student repeat the sound before writing it. Your student will write the correct letters for each sound.

1. /am/ 2. /ch/ 3. /unk/

Parent says

Now, I will give you 2 Review words to write.

You will dictate 1-2 review words. After each review word, have student repeat it back before writing it.

1. kicks 2. spills

Parents says

Now, I will give you 2 Current words to write.

You will dictate 1-2 current words. After each review word, have student repeat it back before writing it.

1. porch 2. horn

Now, you will dictate a sentence for your student to write. Support your student by counting the number of words in the sentence. Then have your student repeat the sentence back to you before beginning to write.

Parent says

Hand me a fork for the corn.

Sounds







1

2

3



Review Words







1

2



Current Words







1

2



Sentence







1











Name: _____

Time _____

Number Correct _____/36

Addition: +0 through +9

$8 + 9 = \underline{\quad}$

$6 + 0 = \underline{\quad}$

$7 + 8 = \underline{\quad}$

$2 + 4 = \underline{\quad}$

$4 + 5 = \underline{\quad}$

$2 + 7 = \underline{\quad}$

$5 + 6 = \underline{\quad}$

$3 + 1 = \underline{\quad}$

$6 + 0 = \underline{\quad}$

$9 + 2 = \underline{\quad}$

$5 + 7 = \underline{\quad}$

$7 + 9 = \underline{\quad}$

$1 + 5 = \underline{\quad}$

$8 + 6 = \underline{\quad}$

$9 + 2 = \underline{\quad}$

$4 + 3 = \underline{\quad}$

$3 + 4 = \underline{\quad}$

$1 + 9 = \underline{\quad}$

Subtraction: - 5, - 6

$$\begin{array}{r} 13 \\ - 5 \\ \hline \end{array}$$

$$\begin{array}{r} 7 \\ - 6 \\ \hline \end{array}$$

$$\begin{array}{r} 6 \\ - 5 \\ \hline \end{array}$$

$$\begin{array}{r} 8 \\ - 5 \\ \hline \end{array}$$

$$\begin{array}{r} 12 \\ - 6 \\ \hline \end{array}$$

$$\begin{array}{r} 5 \\ - 5 \\ \hline \end{array}$$

$$\begin{array}{r} 8 \\ - 6 \\ \hline \end{array}$$

$$\begin{array}{r} 11 \\ - 5 \\ \hline \end{array}$$

$$\begin{array}{r} 14 \\ - 6 \\ \hline \end{array}$$

$$\begin{array}{r} 9 \\ - 6 \\ \hline \end{array}$$

$$\begin{array}{r} 10 \\ - 6 \\ \hline \end{array}$$

$$\begin{array}{r} 11 \\ - 5 \\ \hline \end{array}$$

$$\begin{array}{r} 6 \\ - 6 \\ \hline \end{array}$$

$$\begin{array}{r} 12 \\ - 5 \\ \hline \end{array}$$

$$\begin{array}{r} 8 \\ - 6 \\ \hline \end{array}$$

$$\begin{array}{r} 7 \\ - 6 \\ \hline \end{array}$$

$$\begin{array}{r} 9 \\ - 6 \\ \hline \end{array}$$

$$\begin{array}{r} 10 \\ - 5 \\ \hline \end{array}$$

➤ Internet Safety, It Rules! ⚡


by Jenny Pritchett

We need to be safe
Whenever we're online
So we follow these rules
To have a good time!

1 Always ask
your parents first!

2 Only talk to
people you know!

3 Stick to sites
just right for you!



And we'll be safe
Wherever we go!



PRIVACY & SECURITY


We care about
everyone's privacy.



Pause & Think Moment

NAME _____

Draw a picture of yourself following one of the three Internet Safety rules we learned today.



Write a word or sentence to explain your picture.

Four sets of horizontal lines for writing, each consisting of a solid top line, a dashed middle line, and a solid bottom line.



PRIVACY & SECURITY
We care about
everyone's privacy.

