


NTI DAY 29

**April 23, 2020*



Harrison County Schools

Name: _____

Grade: 1st

Teacher: _____

Complete within 2 weeks of returning to school.

First Grade NTI Day #29

Reading/Writing

Forest Stew

1. Reread the story with your student.
2. Complete the *Forest Stew* **Writing Prompt** sheet.

Phonics/Fundations

Read the decodable booklet *At the Shore*. Afterwards, have your student practice reading words from the **Words to Practice** page.

Math- 3 Dimensional (3D) Shapes

Complete the 2D and 3D shapes **Assessment** with your student. You may read the assessment to your student.

Forest Stew



Which food in Forest Stew would you like to taste? Draw a picture of the food.


A large, empty rectangular box with a black border, intended for the student to draw a picture of a food item.

Write about the food in your picture.

A set of four horizontal writing lines, each consisting of a solid top line, a dashed middle line, and a solid bottom line, providing space for the student to write.

At the Shore


by Jared Chiang



This is the shore. It is
where land and sea meet.

19

Copyright © 2013 by Scholastic Teaching Resources. All rights reserved.




You can see sand, grass,
and shells on the shore.

20

Unit 5/Lesson 2/Selection 3

1



Carl's home is on the shore. Carl can see the sea from his window.

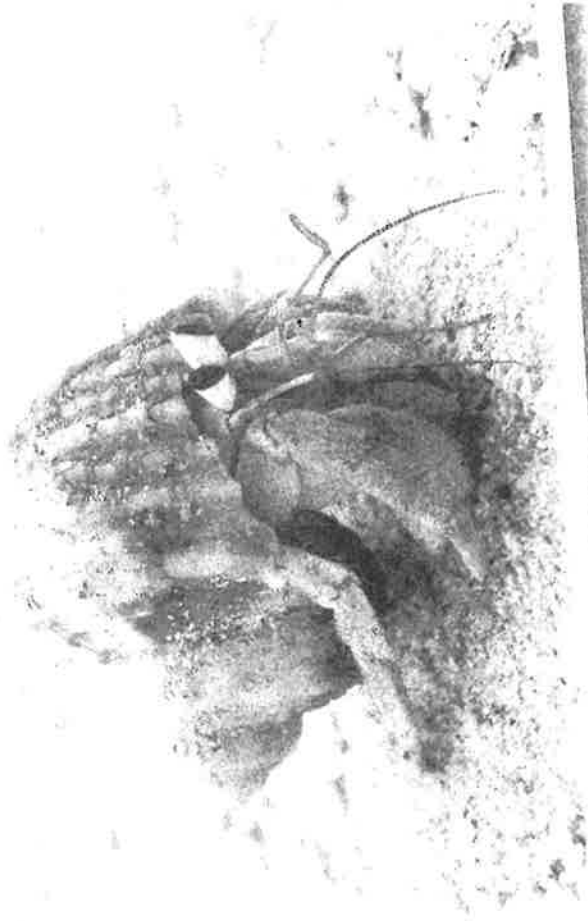
Mom, Carl, and Jill go for a short walk. Jill likes to see waves crash on the shore.





Tess is Carl's pal. She hunts for seashells.

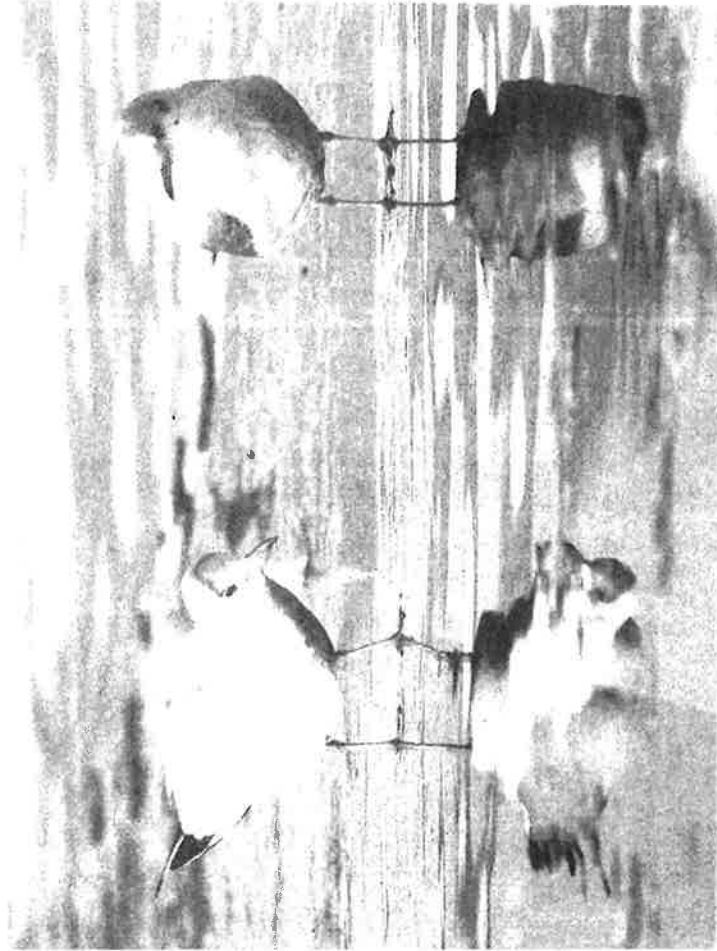
23



Carl sees a crab in its shell. The crab will grow too big for that shell. Then it must find a shell that fits!

24


Carl and Tess see a few seagulls. More and more seagulls will come. Seagulls hunt for food in the sea and on the shore.



25

Copyright © Houghton Mifflin Harcourt. All rights reserved.

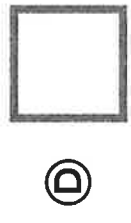

Carl hopes to get a sailboat. Carl will sail far. He will see the world. Then he will head back home and write a story.



26

Name Parents - Read test to child, if necessary.

1. Which shape is a square?




3. How many flat surfaces and edges does a cone have?

___ flat surface(s)

___ edges

4. Jaxon makes 3 triangles. Then he puts them together to make a new shape.

Draw a shape that Jaxon could have made.

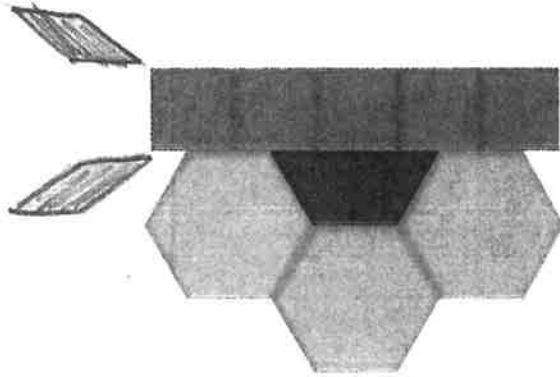


5. Complete the sentence. Then explain how you know you are correct.




This 3-D shape is a _____.

6. Jazmin is making a butterfly. Use pattern blocks to draw in the pieces she is still missing.




Name _____

7. Which 3-D shape does **NOT** have a vertex?



(A)



(B)




(C)



(D)

8. Which 3-D shapes can be used to make this object? Circle all that apply.



9. Which 2-D shape has no straight sides?



(A)



(B)



(C)



(D)

10. Match each 3-D shape with one thing that defines it.

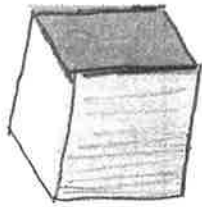


12 edges

1 vertex



6 faces

no flat surfaces



11. All of these shapes are triangles.

Circle the words that are true of all triangles.



All triangles: have 3 sides.

are yellow.

have 3 vertices.

are big.

Name: _____

Social Emotional Learning- Growth Mindset
1st Grade

GRIT is the ability to keep working toward a goal, overcoming challenges and sticking with it even when it's hard.

Trace the letters to define **GRIT** and then finish the picture to show how you feel when you are working on a difficult task. You can write a sentence in the speech bubble if you choose.

Give it your all

Redo if necessary

Ignore giving up

Take time to do it right

