

NTI DAY 28

* April 22, 2020



Harrison County Schools

Name: _____

Grade: | st

Teacher: _____

Complete within 2 weeks of returning to school.

First Grade NTI Day #28

Reading/Writing

Forest Stew

1. Reread the story with your student.
2. Complete the **Words to Know** worksheet..

Phonics/Fundations

Complete the lesson. Afterwards, have your student practice reading words from **Words to Practice** page.

Math- 3 Dimensional (3D) Shapes

Complete the guide practice page with your student. Afterwards, your student should be able to complete the Independent Practice problems.

EXTENSION CHALLENGE: Have your student locate 3D shapes in your home.

Name _____

Words to Know

The Garden
High-Frequency Words

 Write a word from the box to complete each sentence.

Words to Know

few noise window world
night story loudly shall

1. The drum makes a lot of _____.



2. Matt and Sal read a _____.




3. Cass looks out the _____.



4. We go to sleep at _____.



5. Cal has a _____ fish.



Dear Parents/Guardians,

You will work with your student in learning a new sound which will help in reading, spelling, and writing. Your focus will be on sounds and making sure your student hears all the sounds in each word.

Parent says	<i>Today, we will be focusing on the Bossy R. When R follows a vowel it will change the vowel sound. Together the -or make the sound as in the words horn, corn, more. For example in the word con, the vowel makes a short vowel sound. If an -r is added after the vowel -o, then the -or together says /or) as corn.</i>
-------------	---

Parent says	<i>I will say the letters, then key word, and then sound. You will repeat it back to me.</i>
-------------	--

Parent says	<i>-or, horn, /or/.</i>
-------------	-------------------------

Student repeats	<i>-or, horn, /or/.</i>
-----------------	-------------------------

You will use the Dictation Page for the following practice.

Parent says	<i>Now, we are going to practice writing words using the -or. I will say the words and you will repeat it back to me before writing it. Say it slow so you can hear all the sounds.</i>
-------------	---

Parent says	<i>1. cork</i>
-------------	----------------

Student repeats	<i>/c/-/or/-/k /</i>
-----------------	----------------------

You will continue to dictate words 1-5 in this manner. Supporting your student to write -ar the sound is heard.

1. cork 2. torch 3. storm 4. porch 5. sport

Now, you will dictate a sentence for your student to write. Support your student by counting the number of words in the sentence. Then have your student repeat the sentence back to you before beginning to write.

Parent says	<i>They ran for the porch in the storm.</i>
-------------	---

Have your student practice reading the words on the Words to Practice page.

NTI #28 DICTATION PAGE

1.

2.

3.

4.

5.

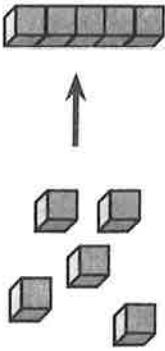
Sentence Dictation

Words to Practice

cork	fort	snort
corn	form	sport
torn	worn	morn
horn	snort	porch
born	store	park
short	more	storm
sort	shore	scorch
cord	dorm	thorn
**forgive	**story	**border
**order	**morning	**report

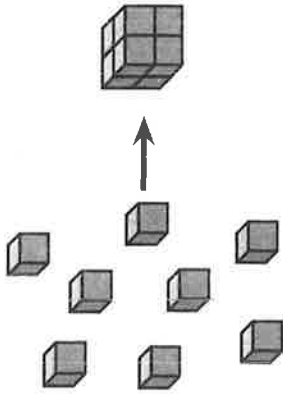
****Challenge words**

You can combine 3-D shapes to make bigger 3-D shapes.




You can build a rectangular prism from cubes.

You can make a big cube from smaller cubes




You can also use 3-D shapes to make objects that you know.



What can I make with these?

A cube, a cylinder, and a cone make a rocket!



Do You Understand? Show Me! How can you find the 3-D shapes that make an object?

☆ **Guided Practice** Circle the 3-D shapes that could be put together to make the object.



Name _____



Independent Practice

Circle the 3-D shapes that could be put together to make the object.

3.



4.




5.

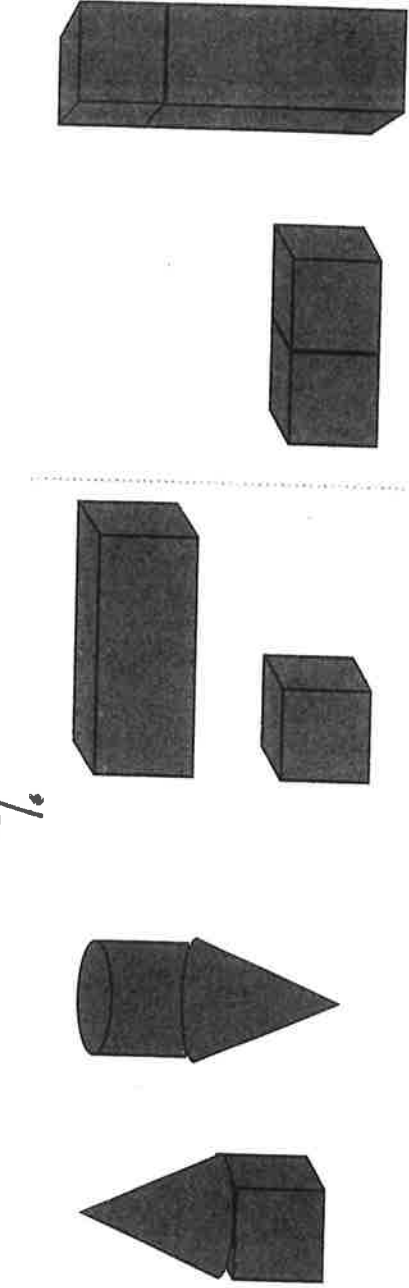


Look at the two 3-D shapes. Circle the new shape you can make when combining the shapes.

6.




7.



Library Special NTI Day 28 (K-1)

In library class we have learned that a **FICTION** book tells us a made up story, and a **NONFICTION** book teaches us something, and gives us facts. Today, you will read a **NONFICTION** book. *If you don't have any nonfiction books, there are many nonfiction read alouds on YouTube to choose from.* After you have read or listened, complete the activity below!

NonFiction Reading



Title:

Author:



I read about:

3 things I learned:

1.

2.

3.

Name: _____

**Social Emotional Learning- Growth Mindset
1st Grade**

GRIT is the ability to keep working toward a goal, overcoming challenges and sticking with it even when it's hard.

Trace the letters to define **GRIT** and then finish the picture to show how you feel when you are working on a difficult task. You can write a sentence in the speech bubble if you choose.

Give it your all

Redo if necessary

Ignore giving up

Take time to do it right

