


NTI DAY 24

* April 16, 2020



Harrison County Schools

Name: _____

Grade: 1st

Teacher: _____

Complete within 2 weeks of returning to school.

First Grade

NTI Day #24

Reading/Writing

Frog and Toad Together Again

1. Reread the story with your student. Discuss Essential Questions found on the story pages.
2. Complete **Words to Know** worksheet.

Phonics/Fundations

Read the decodable booklet *Clark's Part*. Afterward, have your student practice reading words from the **Words to Practice** page.

Math- 2 Dimensional (2D) Shapes

Complete the lesson with your student. Your student will need to cut apart the shapes to use for the lesson.

NOTE: If your student does not have scissors or glue, please contact your teacher for modified instructions.



Name: _____

Words to Know Practice

Circle each word to know below a different color.

better	night	pretty	saw	thought	told	turned	window
--------	-------	--------	-----	---------	------	--------	--------

Directions: Read each sentence. Circle the words to know in the sentences below.

1. Poppleton thought it would be better to plant a tree.

2. When he saw it, he told himself to water it each day.

3. He thought the tree looked thirsty so he turned on the hose to give it some water.

4. That night, he looked out his window and saw a pretty bad sight.

5. He saw that he had not turned off the water and the tree was pretty wet.


6. That night, he thought he had better check to see if he had turned off the water before going inside.

Write how many times you found the words to know.

better	night	pretty	saw	thought	told	turned	window

Clark's Part

by Jay Griffin
illustrated by Adjoa Burrowes



"Mom!" said Clark. "I got a part in the class show. I will be a big dog in the show."

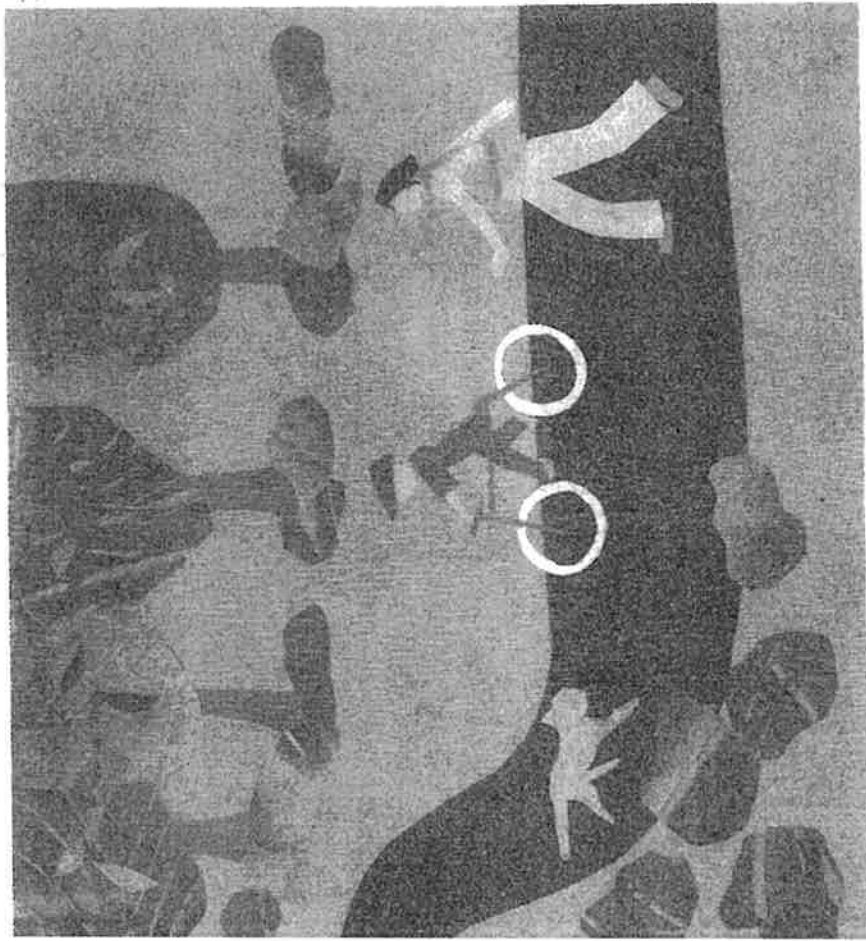
11



"Five kids in dog masks and capes will march on stage and make barking noises. Then we will act out a story," said Clark.


"Let's start to read your part," said Mom. "Let's start."

12




While Clark rode his bike that weekend, he said his part. A cat darted in his way. Clark missed that cat, but he fell hard on the park path.

13



Clark had sharp pain in his arm. He needed a cast on his arm.

14



Clark had to start to do things
with his left hand.

15



His classmates wrote on his cast.
"Can you write?" asked Rick.

"Maybe with my left hand," said
Clark.

"I hope you can still play your
part," said Nell.


16



Mom is at the class show. Clark had on his mask and cape.

"Will you know me when I am on stage?" asked Clark.

"I will know your bark," said Mom with a smile.



That night, five kids marched on stage. Clark was not hard to see!



Name _____



Use your shapes to make a small boat.
Then trace the boat in the space below.




Lesson 14-5

Compose New 2-D Shapes from 2-D Shapes


I can ...

use shapes to make different shapes.

© Content Standard 1.G.A.2
Mathematical Practices MP.1, MP.2, MP.3, MP.4




You can use shapes to make pictures.



I can use a triangle and a square to make a house!




Add shapes to change the picture.




I can make a larger house! I can add a triangle and 1 more square.

I can make the house even larger! I can add 2 more squares.

2 more



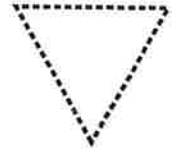
Here are more pictures you can make.



☆ **Guided Practice** Start with a triangle and use pattern blocks to make a picture. Trace around your shapes to show your picture. Write how many of each shape you used.

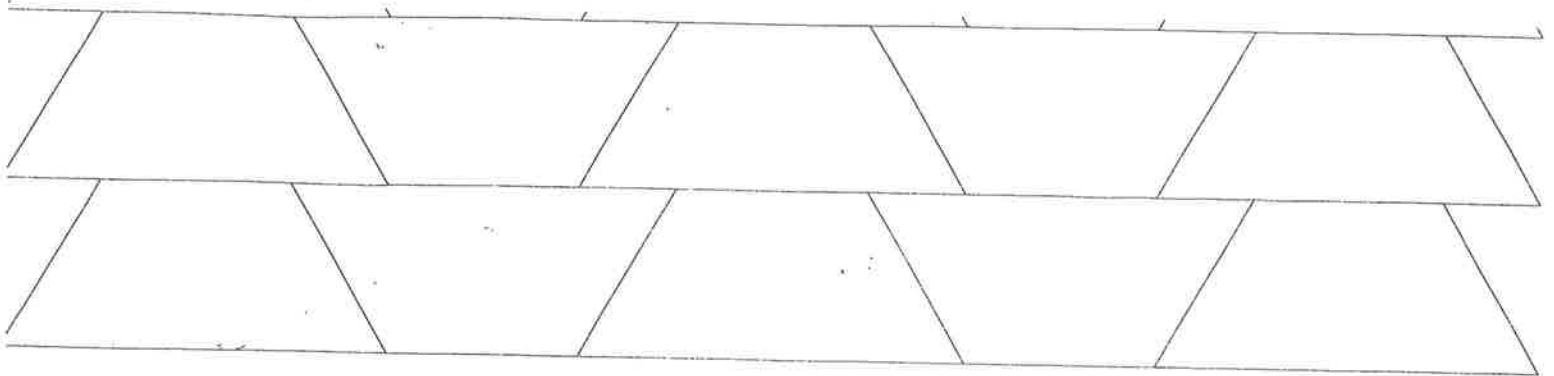
Do You Understand?

Show Me! How do you use shapes to make a picture?

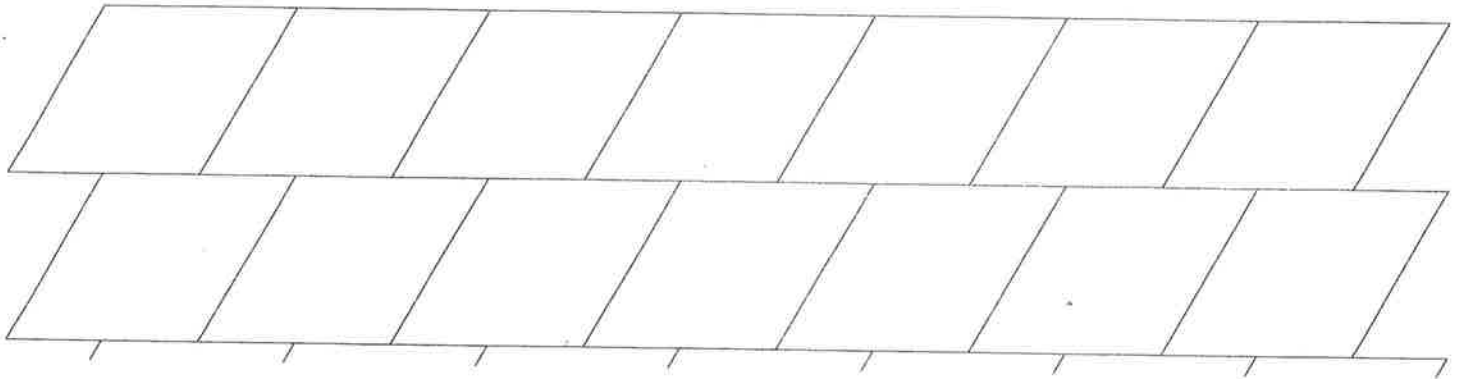


You may color the shapes before cutting them apart.

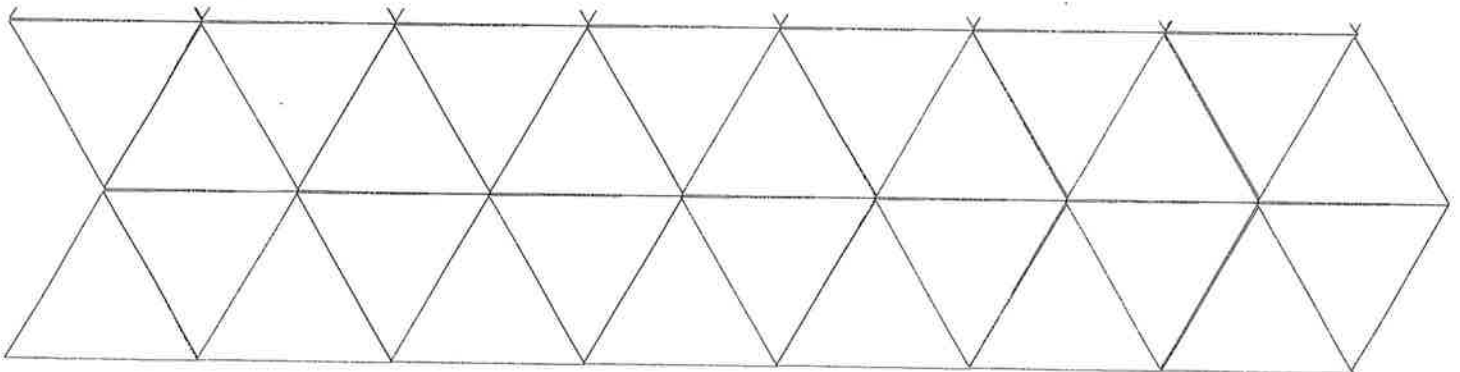
Trapezoid- Color Red




Rhombus- Color Blue



Triangle- Color Green



Square- Color Orange



Social/Emotional Learning - Social Skills
1st Grade

Name: _____

Directions: Social skills help us play and work together peacefully. Manners are an important social skill. Make a plan to use good manners while at home. Make a list of manners you plan on using at home. Color the picture at the bottom of the page.

My Good Manners List for Home

1. _____
2. _____
3. _____
4. _____
5. _____
6. _____
7. _____
8. _____

