

20

NTI DAY

11-20



Harrison County Schools

Name: _____

Grade: 1st

Teacher: _____

Complete within 2 weeks of returning to school.

NTI Day # 20

Reading

Today is assessment day. Try to complete today's material without looking the book if possible.

1. Comprehension assessment. Read through questions 1-8. Choose the best answer to complete the question based on what you remember from the story throughout the week.
2. Vocabulary assessment. Read each sentence. Choose the best vocabulary word to complete the sentence. Remember to read each answer and try putting each answer into the sentence to choose the one that makes the most sense.
3. Talk about the story with someone. Did you like our story? Why? Did you not like it? Why? What was your favorite part?

Name _____ Date _____

Vocabulary

Answer Numbers 1 through 10. Choose the best word to complete each sentence.

1 "The rain makes it too wet to go outside,"
said our _____.

- mail
- many
- mother



2 "Do you _____ to help bake a cake?"
she asked.

- walk
- want
- way



To the teacher: Read the directions with children.

Name _____ Date _____

Little Rabbit's Tale

Vocabulary

3 Mother let us _____ the cake when it was done.


- there
- three
- try

4 It was so good, we asked for _____.

- maybe
- mole
- more

5 We went outside after we helped _____ the plates.

- was
- wash
- what



Name _____ Date _____

Little Rabbit's Tale

Vocabulary

6 Pete and Meg are sleeping in an _____ tent.

old

our

out

7 The tent has a flap, not a _____.

does

door

down

8 They hear something. Pete must _____ a flashlight to see what it is.

under

us

use




Name _____ Date _____

Little Rabbit's Tale

Vocabulary

9 Pete and Meg go _____ to find it.

- inside
- outrun
- outside



10 They can see an animal in the _____.

- lighthouse
- moonlight
- sidestep



Name _____ Date _____

Little Rabbit's Tale

Comprehension

Comprehension

Answer Numbers 1 through 10. Base your answers on the story "Little Rabbit's Tale."

- 1 Why does something fall off a tree?
 - The wind blows.
 - Little Rabbit hops up.
 - Little Rabbit knocks it down.

- 2 Why does Little Rabbit go find Goose?
 - to go fishing with Goose
 - to ask Goose to come eat a meal
 - to tell Goose that the sky is falling

- 3 Why does Goose's rod start to twitch?
 - The sky falls on it.
 - The wind blows it.
 - There is a fish on it.



To the teacher: Read the directions, questions, and answer choices with children.

Name _____ Date _____

Little Rabbit's Tale

Comprehension

- 4 Why does Beaver stop eating?
- He is full.
 - He wants to see Turtle.
 - Little Rabbit tells him the sky is falling.
- 5 Why does Mother Rabbit go outside?
- to see if it will rain
 - to see if the sky is falling
 - to get things for the meal
- 6 What kind of writing is "Little Rabbit's Tale"?
- a song
 - a made-up story
 - a story about real things
- 7 Which sentence BEST tells about "Little Rabbit's Tale"?
- It tells how real animals live.
 - It could take place in real life.
 - It tells about animals that act like people.

- 8** What lesson does the story teach?
- Stay at home with mom all day.
 - Do not take a nap under a tree.
 - Find out the facts before telling friends.

Use "Little Rabbit's Tale" and "Silly Poems" to answer Numbers 9 and 10.

SKIP

- 9** How are "Little Rabbit's Tale" and "Silly Poems" the SAME?
- They both tell about animals.
 - They both tell about a beaver.
 - They both tell about elephants.
- 10** How are "Little Rabbit's Tale" and "Silly Poems" DIFFERENT?
- "Silly Poems" has rhymes.
 - "Silly Poems" tells about the sky falling.
 - "Little Rabbit's Tale" has photos of kids.

Mark Student Reading Level:

___ Independent ___ Instructional ___ Listening



1. Circle the tool or tools you would use to measure the length of the picture. Then explain why you chose that tool or tools.

cubes

string and cubes



Four horizontal lines for writing an explanation.

Assessment

2. Which word describes the red line?



shortest middle tallest longest

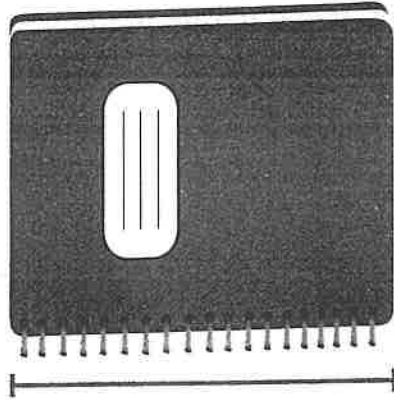
(A)

(B)

(C)


(D)

3. Use cubes to measure the height of the notebook.



high

4. Use cubes to measure the length of the feather.



- A 2 C 4 B 6 D 8

5. Measure the blue, red, and yellow lines with cubes. Which sentences are true about the lines? Choose all that apply.

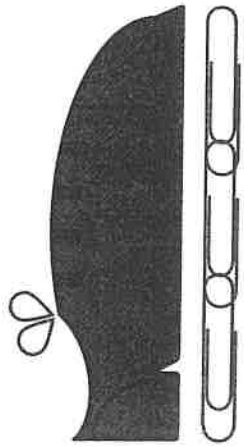


- The blue line is shortest. The red line is shortest.
 The blue line is longer than the yellow line. The yellow line is longer than the blue line.

Circle the object that is shorter. Use the red object to help.



8. Tom measures the shoe with paper clips. Did Tom measure correctly? Explain.



ame _____

12

chool Supplies

ally uses many different supplies at school.

1. Which pencil is the longest?

Circle that color.

Which pencil is the shortest?


Cross out that color.

yellow

red

blue

© Performance
Assessment




2. Which object is longer? Circle that object. Use the orange object to help.



3. Use cubes. Measure the length of the chalk.

_____ cubes



Sally says that the chalk would fit inside of a box that is 6 cubes long.

Do you agree with her? Circle **Yes** or **No**.

Yes **No**

Explain your answer.


4. Sally uses these two ribbons for her art project.

Part A

Use string and cubes to measure the length of each ribbon.



about _____ cubes



about _____ cubes

Part B

How much longer is the purple ribbon than the pink ribbon?

about _____ cubes longer

NTI DAY #20

PHONICS/FUNDATIONS

Dear Parents/Guardians,

You will check to see if your student has learned the -ow sound. Your student will also write sounds, review words, current words and a sentence. This will be completed on the Check-up page.

Parent says

I will give you 3 sounds and you will write the letters that make the sounds.

You will dictate 1-3 sounds. After each sound, have student repeat the sound before writing it. Your student will write the correct letters for each sound.

1. /ang/ 2. /ink/ 3. /ch/

Parent says

Now, I will give you 2 Review words to write.

You will dictate 1-2 review words. After each review word, have student repeat it back before writing it.

1. flush 2. thick

Parents says

Now, I will give you 2 Current words to write.

You will dictate 1-2 current words. After each review word, have student repeat it back before writing it.

1. snow 2. blown

Now, you will dictate a sentence for your student to write. Support your student by counting the number of words in the sentence. Then have your student repeat the sentence back to you before beginning to write.

Parent says

Can you mow the tall grass?

Today's Date:

Check-up

Sounds







1

2

3



Review Words







1

2



Current Words







1

2



Sentence







1











Technology Day 20

Coding

Kindergarten/First Grade Students

Pick one of the activities below.


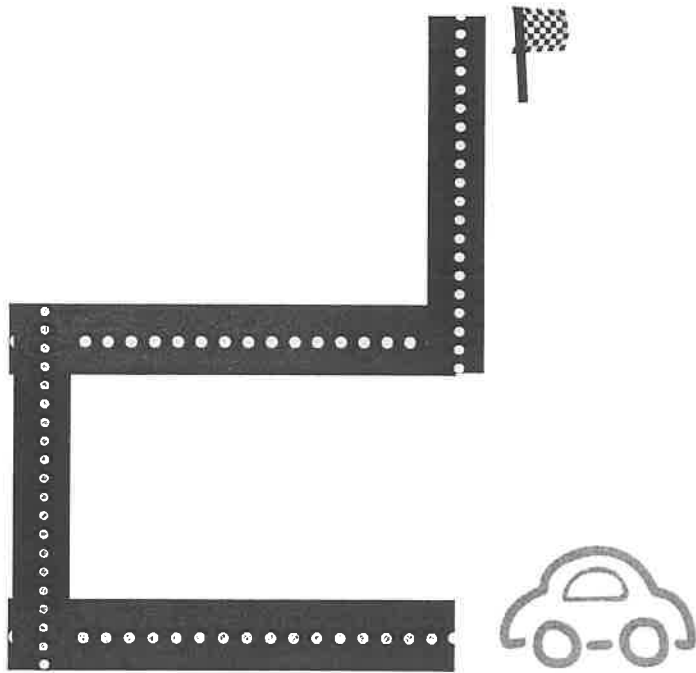


Online Activity: Go to the following website and help the puppy find his way home. Spend at least 15 minutes on this activity.

<https://www.tynker.com/hour-of-code/puppy-adventure>

OR

Unplugged Activity: Help the car reach the finish line by completing the code. To do this, draw the correct direction arrow in the blank circle.

Draw the correct arrow to complete the code



Draw the correct arrow to complete the code

