

NTI DAY

11-20



Harrison County Schools

Name: _____

Grade: 1ST

Teacher: _____

Complete within 2 weeks of returning to school.

NTI Day # 18

Reading

1. Once again we are reviewing the vocabulary words. Choose three vocabulary words that are different than the ones you chose for this activity last week. Write three sentences for these words. Use your neatest handwriting and check for capital letters and punctuation.
 2. For compound words practice you have to read the sentences and determine the best word that will go into the sentence. Part of the word is provided. You have to come up with the other half of the word and write it in the blank.
 3. Go to storyonline.net and choose any book to listen to. If you do not have internet access choose any book and read with an adult. Write the title of the book you chose below
-

Name _____

Little Rabbit's Tale
Vocabulary Word Cards

door

try

more

use

mother

want

old

wash


Vocabulary Sentences

Handwriting practice sheet with 15 rows. Each row consists of three horizontal lines: a solid top line, a dashed middle line, and a solid bottom line. On the left side of each row, there is a small cartoon character icon. The icons alternate between a girl with pigtails and a boy with a single ponytail. The first row is pre-filled with a solid line, a dashed line, and a solid line. The remaining 14 rows are blank for writing.

Name _____

Compound Words

Little Rabbit's Tale
Phonics: Compound Words

 Complete each sentence by using the clues to make a compound word and writing it in the space.

1. You use a _____ to hold your place
in a book. ? + mark

2. A _____ is an insect.
 butter + ?

3. The _____ shines at night.
 moon + ?


4. I can hear the _____ ring.
 door + ?

5. There was a bad _____.
 snow + ?

Homework & Practice 12-4
Continue to Measure Length

Another Look! You can use different objects, such as pennies, to measure.

Measure the length of each object using pennies.



about 4 pennies long

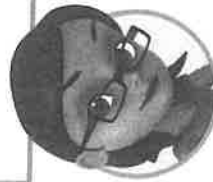
4 is the greater number, so the duck is the longer object.



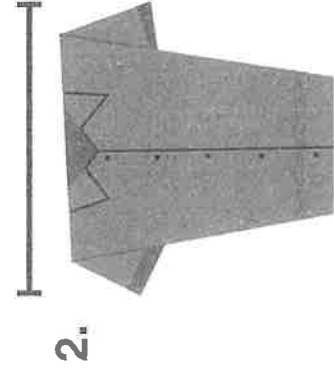
about 2 pennies long

HOME ACTIVITY
One penny is about $\frac{3}{4}$ -inch long/tall. Work with your child to find an object that is approximately 1 penny long or 1 penny tall. Repeat for 2–5 pennies.

Find each object in your house. Measure the length with pennies.



Shoe



Shirt



Spoon

about 2 pennies long


about 2 pennies long

about 2 pennies long

~~Measure the length of your ruler. Measure the length with pennies.~~

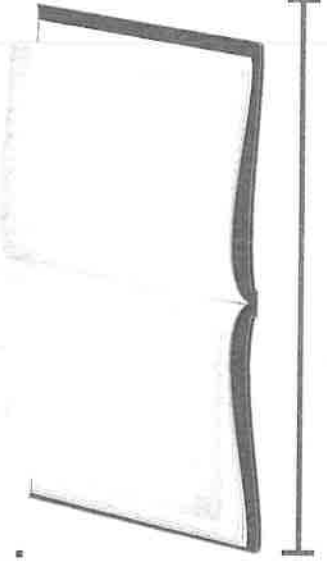
Find each object in your house. Measure the length with pennies.

4.




about  long

5.



about  long

6.




about  tall

7. **Higher Order Thinking** Which of the objects above is the longest? Which is the shortest? Explain how you know.

Handwriting lines for the answer to question 7.

8. **Assessment** Measure the height of the rectangle. Write the number.



The rectangle is  tall.

NTI DAY #18

PHONICS/FUNDATIONS

Dear Parents/Guardians,

You will work with your student in learning a new sound which will help in reading, spelling, and writing. Your focus is on sounds and making sure your student hears all the sounds in each word.

Parent says	<i>Today, we will be focusing on the long o sound. This sound can be made by the vowel team -ow. When you see this vowel team in a word, it will say /o/ like in snow, mow, and show.</i>
-------------	---

Parent says	<i>I will say the letters, then key word, and then sound. You will repeat it back to me.</i>
-------------	--

Parent says	<i>ow, snow, /o/.</i>
-------------	-----------------------

Student repeats	<i>-ow, snow, /o/.</i>
-----------------	------------------------

You will use the Dictation Page for the following practice.

Parent says	<i>Now, we are going to practice writing words using the vowel team -ow. I will say the words and you will repeat it back to me before writing it. Say it slow so you can hear all the sounds. You may tap out the word before writing it.</i>
-------------	--

Parent says	<i>1. mow</i>
-------------	---------------

Student repeats	<i>/m/-/o/</i>
-----------------	----------------

You will continue to dictate words 1-5 in this manner. Supporting your student to write -ow when the long o sound is heard.

1. crow 2. own 3. slow 4. flown 5. throw

Now, you will dictate a sentence for your student to write. Support your student by counting the number of words in the sentence. Then have your student repeat the sentence back to you before beginning to write.

Parent says	<i>I will throw the snow at the goat.</i>
-------------	---

Have your student practice reading the words on the Words To Practice page.

Words to Practice

low	crow	own
row	snow	bow
mow	throw	thrown
show	slow	growth
blow	blown	yellow
flow	grown	pillow
grow	flown	window

NTI #18 DICTATION PAGE

1.

2.

3.

4.

5.

Sentence Dictation

Library Activity for NTI Day 18 for Kindergarten-1st Grade

Read a book of your choice, or listen to a book on Storyline Online (www.storylineonline.net). Complete "The Story and Me" activity below by drawing pictures or writing a sentence.

Name _____ Story Title _____

The story and me



My favorite character

Something I learned

My favorite part of the story: